Essentials of Genetics 9th edition Klug Test Bank

SKU: 9780134047201-TEST-BANK

Essentials of Genetics 9th edition Klug Test Bank

MULTIPLE CHOICE. Choose the one alternative that best completes the statement or answers the question.

1) Living organisms are categorized into two major groups based on the presence or absence of a nucleus. What group is defined by the presence of a nucleus?
   A) prokaryotic organism
   B) bacterium
   C) mitochondrial organism
   D) eukaryotic organism
   E) virus

   Answer: D

2) What is the name of the membranous structure that compartmentalizes the cytoplasm of eukaryotic organisms?
   A) cytosol
   B) ribosome
   C) endoplasmic reticulum
   D) nucleoid
   E) mitochondria

   Answer: C

3) Organized by the centrioles, what structures are important in the movement of chromosomes during cell division?
   A) mitochondria
   B) centromeres
   C) spindle fibers
   D) chloroplasts
   E) cell walls

   Answer: C

4) The diploid chromosome number of an organism is usually represented as $2n$. Humans have a diploid chromosome number of 46. What would be the expected haploid chromosome number in a human?
   A) 23
   B) 12
   C) 24
   D) 16
   E) 92

   Answer: A

5) During interphase of the cell cycle, _____.
   A) sister chromatids move to opposite poles
   B) DNA content essentially doubles
   C) the nuclear membrane disappears
   D) DNA recombines
   E) RNA replicates

   Answer: B

Essentials of Genetics 9th edition Klug Test Bank

6) If a typical somatic cell has 64 chromosomes, how many chromosomes are expected in each gamete of that organism?
   A) 8
   B) 128
   C) 32
   D) 64
   E) 16

   Answer: C

7) In an organism with 52 chromosomes, how many bivalents would be expected to form during meiosis?
   A) 13
   B) 104
   C) 26
   D) 208
   E) 52

   Answer: C

8) The ant *Myrmecia pilosula* is found in Australia and is named *bulldog* because of its aggressive behavior. It is particularly interesting because it carries all its genetic information in a single pair of chromosomes. In other words, $2n = 2$. (Males are haploid and have just one chromosome.) Which of the following figures would most likely represent a correct configuration of chromosomes in a metaphase I cell of a female?

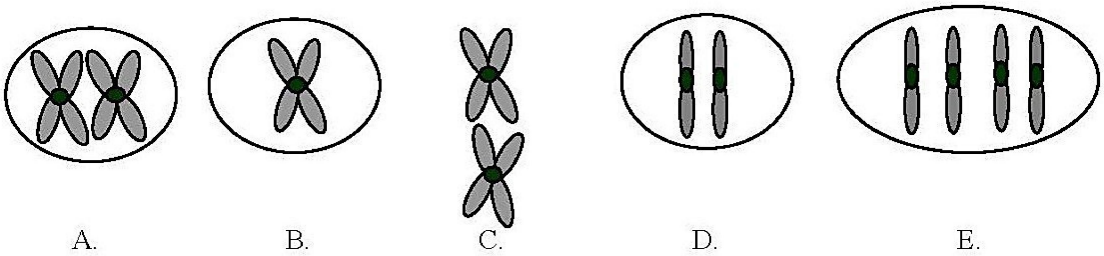

   A) A
   B) B
   C) C
   D) D
   E) E

   Answer: A

9) For the purposes of this question, assume that a G1 somatic cell nucleus in a female *Myrmecia pilosula* contains 2 picograms of DNA. How much DNA would be expected in a metaphase I cell of a female?
   A) 8 picograms
   B) 32 picograms
   C) 4 picograms
   D) 16 picograms
   E) Not enough information is provided to answer the question.

   Answer: C

Essentials of Genetics 9th edition Klug Test Bank

10) An interesting group of ants consists of several virtually identical, closely related species, with females having chromosome numbers of 18, 20, 32, 48, 60, 62, and 64. If one crossed a female of species (A) with 32 chromosomes and a male species (B) with 9 chromosomes (males are haploid, and each gamete contains the *n* complement), how many chromosomes would one expect in the body (somatic) cells of the female offspring?
   A) 32
   B) 9
   C) 4.5
   D) 41
   E) 25

   Answer: E

11) What is the outcome of synapsis, a significant event in meiosis?
   A) monad movement to opposite poles
   B) side–by–side alignment of homologous chromosomes
   C) chiasma segregation
   D) side–by–side alignment of nonhomologous chromosomes
   E) dyad formation

   Answer: B

12) In a healthy male, how many sperm cells would be expected to form from (a) 400 primary spermatocytes? (b) 400 secondary spermatocytes?
   A) (a) 400; (b) 400
   B) (a) 800; (b) 800
   C) (a) 1600; (b) 800
   D) (a) 400; (b) 800
   E) (a) 1600; (b) 1600

   Answer: C

13) In a healthy female, how many secondary oocytes would be expected to form from 100 primary oocytes? How many first polar bodies would be expected from 100 primary oocytes?
   A) 50; 50
   B) 200; 200
   C) 100; 50
   D) 100; 100
   E) 200; 50

   Answer: D

SHORT ANSWER. Write the word or phrase that best completes each statement or answers the question.

14) Which type of cell structure is the nucleolus organizer (NOR) responsible for producing?

   Answer: ribosome

15) Name two cellular organelles, each having genetic material, that are involved in either photosynthesis or respiration.

   Answer: chloroplasts and mitochondria

16) List four terms used to describe the normal morphologies, with respect to arm ratio, of eukaryotic chromosomes.

   Answer: metacentric, submetacentric, acrocentric, telocentric

Essentials of Genetics 9th edition Klug Test Bank

17) Homologous chromosomes can be matched by their similar structure and function within a nucleus. Which chromosomes making up a genome do not follow the same characteristics of homology?

Answer: sex–determining chromosomes

18) How many haploid sets of chromosomes are present in a diploid individual cell with a chromosome number of 46? 32?

Answer: 2; 2

19) How many haploid sets of chromosomes are present in an individual cell that is tetraploid (4*n*)?

Answer: 4

20) In which stage of the cell cycle is G0 located?

Answer: G1

21) When cells withdraw from the continuous cell cycle and enter a "quiescent" phase, which stage are they said to be in?

Answer: G0

22) The house fly, *Musca domestica*, has a haploid chromosome number of 6. How many chromatids should be present in a diploid, somatic, metaphase cell?

Answer: 24

23) Regarding the mitotic cell cycle, what is meant by a checkpoint?

Answer: A checkpoint is the portion of a cell cycle that is sensitive to a variety of conditions that impact the eventual health of the cell or individual. It serves as a potential halting point to facilitate DNA repair.

24) After which meiotic stage (meiosis I or II) would one expect monads to be formed?

Answer: meiosis II

25) Assume that the somatic cells of a male contain one pair of homologous chromosomes (e.g., A_aA_b) and an additional chromosome without a homolog (e.g., W). Which chromosomal combinations would be expected in the meiotic products (spermatids) of a single primary spermatocyte? (There may be more than one answer.)

Answer: A_aW, A_aW, A_b, A_b or A_a, A_a, A_bW, A_bW

Essentials of Genetics 9th edition Klug Test Bank

26) The accompanying sketch depicts a cell from an organism in which $2n = 2$ and each chromosome is metacentric.

(a) Circle the correct stage for the cell in this sketch:

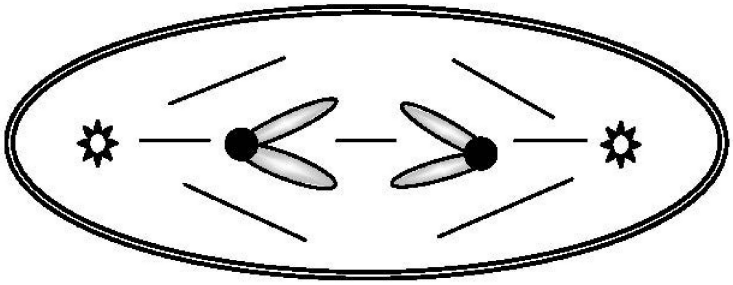

anaphase of mitosis
anaphase of meiosis I
anaphase of meiosis II
telophase of mitosis

(b) Given that each G1 nucleus from this organism contains 16 picograms of DNA, how many picograms of chromosomal DNA would you expect in the cell shown here?

Answer: (a) anaphase of meiosis II
(b) 16

27) You may have heard through various media of an animal alleged to be the hybrid of a rabbit and a cat. Given that the cat (*Felis domesticus*) has a diploid chromosome number of 38 and a rabbit (*Oryctolagus cuniculus*) has a diploid chromosome number of 44, what would be the expected chromosome number in the somatic tissues of this alleged hybrid?

Answer: 41

28) The horse (*Equus caballus*) has 32 pairs of chromosomes, whereas the donkey (*Equus asinus*) has 31 pairs of chromosomes. How many chromosomes would be expected in the somatic tissue of a mule?

Answer: 63

29) Name two evolutionarily significant benefits of meiosis that are not present in mitosis.

Answer: reshuffling of homologous chromosomes and crossing over

30) What is meant by the term *chiasma*?

Answer: Chiasma are areas where chromatids intertwine during meiosis and where nonsister chromatids have undergone genetic exchange.

31) List in order of occurrence the phases of mitosis.

Answer: prophase, prometaphase, metaphase, anaphase, telophase

32) The two terms *reductional* and *equational* generally refer to which stages of meiosis (I or II)?

Answer: meiosis I and meiosis II, respectively

Essentials of Genetics 9th edition Klug Test Bank

33) Trisomy 21 or Down syndrome occurs when there is a normal diploid chromosomal complement of 46 chromosomes plus one (extra) chromosome 21. Such individuals therefore have 47 chromosomes. Assume that a mating occurs between a female with Down syndrome and a normal 46–chromosome male. What proportion of the offspring would be expected to have Down syndrome? Justify your answer.

Answer: One–half of the offspring would be expected to have Down syndrome because of 2×1 segregation of chromosome 21 at anaphase I.

34) Normal diploid somatic (body) cells of the mosquito *Culex pipiens* contain six chromosomes. Assign the symbols A^mA^p, B^mB^p, and C^mC^p to the three homologous chromosomal pairs. The "m" superscript indicates that the homolog is maternally derived; the "p" indicates a paternally derived homolog. Assume that in the genus *Culex,* the sex chromosomes are morphologically identical.

(a) For each of the cell types given below, draw and label (with reference to the symbols defined above) an expected chromosomal configuration.

mitotic metaphase
metaphase of meiosis I
metaphase of meiosis II

(b) The stage at which "sister chromatids go to opposite poles" immediately follows which of the stages listed in (a)?

(c) Assuming that all nuclear DNA is restricted to chromosomes and that the amount of nuclear DNA essentially doubles during the S phase of interphase, how much nuclear DNA would be present in each cell listed in part (a)? *Note*: Assume that the G1 nucleus of a mosquito cell contains 3.0×10^{-12} grams of DNA.

(d) Given that the sex of *Culex* is determined by alleles of one gene–males heterozygous, *Mm*, and females homozygous, *mm*–illustrate a labeled chromosomal configuration (involving the symbols A^mA^p, B^mB^p, and C^mC^p and the *M* locus) in a primary spermatocyte at metaphase. Assume that the *M* locus is on the A^mA^p chromosome and that crossing over has not occurred between the *M* locus and the centromere.

Answer:

Essentials of Genetics 9th edition Klug Test Bank

Answer:

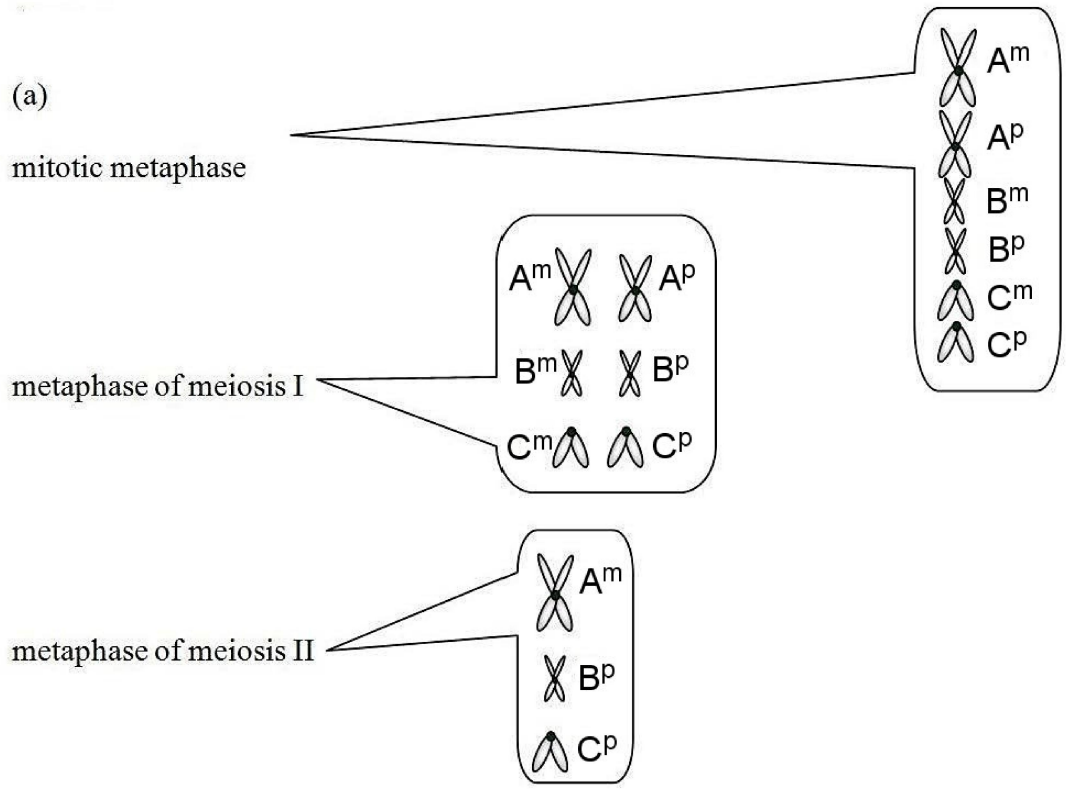

(b) metaphase of meiosis II and mitotic metaphase
(c) 6, 6, 3

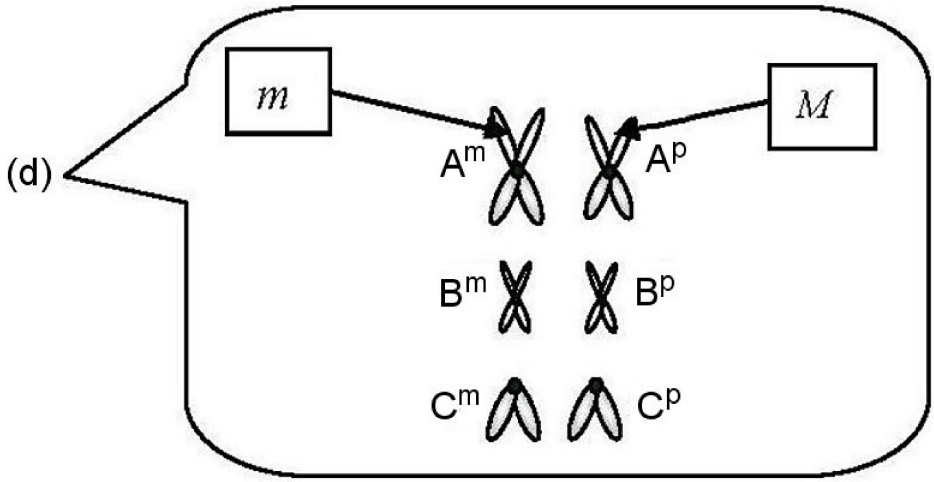

35) *Drosophila melanogaster*, the fruit fly, has a 2*n* chromosome number of 8. Assume that you are microscopically examining the mitotic and meiotic cells of this organism. You note that in the female, two chromosomal pairs are metacentric and two pairs are acrocentric.

(a) Draw the chromosomal configurations as you would expect to see them at the stages listed:

mitotic metaphase	first polar body (metaphase)
primary oocyte (metaphase)	ootid (G1)
secondary oocyte (metaphase)	

Essentials of Genetics 9th edition Klug Test Bank

(b) Given that the previously mentioned cells are from individuals heterozygous for two independently segregating, autosomal loci, *plum eyes* and *curled wings*, place appropriate symbols (of your designation) on chromosomes in the drawings you made for part (a). Assume no crossing over, and there may be more than one correct answer in some cases.

(c) Assuming that a somatic G2 nucleus from the individuals mentioned above contains about 8.0 picograms of DNA, how much nuclear DNA would you expect in each of the cells mentioned in part (a)?

Answer: (a, b)

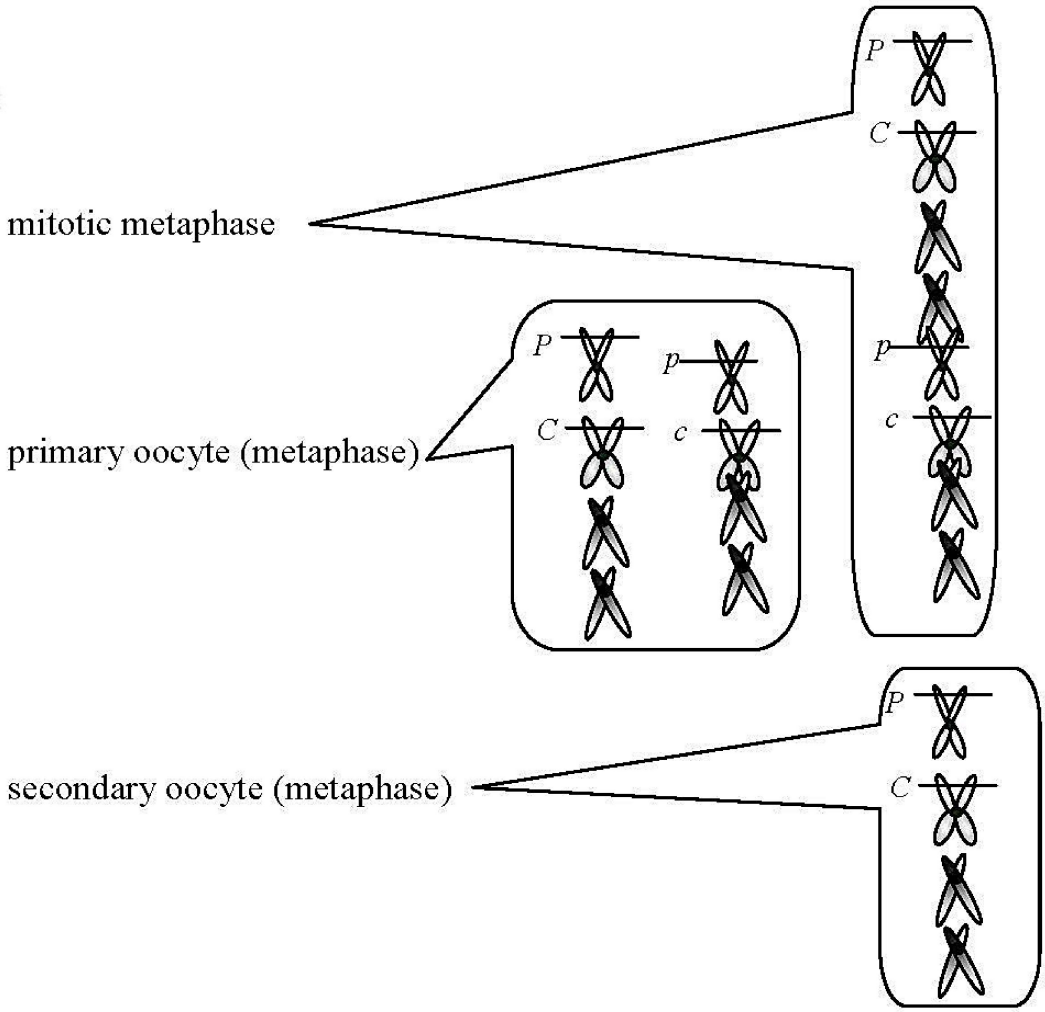

Essentials of Genetics 9th edition Klug Test Bank

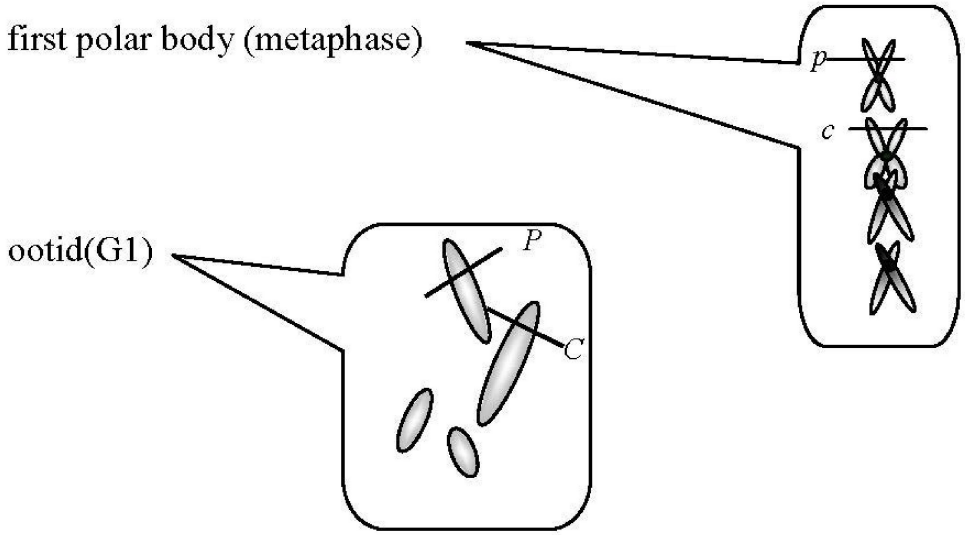

(c) 8, 8, 4, 4, 2

36) Down syndrome, or trisomy 21, in humans is caused by an extra copy of the relatively small, acrocentric 21. Including only chromosome 21, the X chromosome (medium in size and somewhat metacentric) and the Y chromosome (small and acrocentric), draw one possible array of chromosomes in the four sperm cells produced by the complete meiosis of one primary spermatocyte. For the purposes of this question, assume that males with Down syndrome produce normal ratios of sperm cells. (More than one answer is possible.)

Answer:

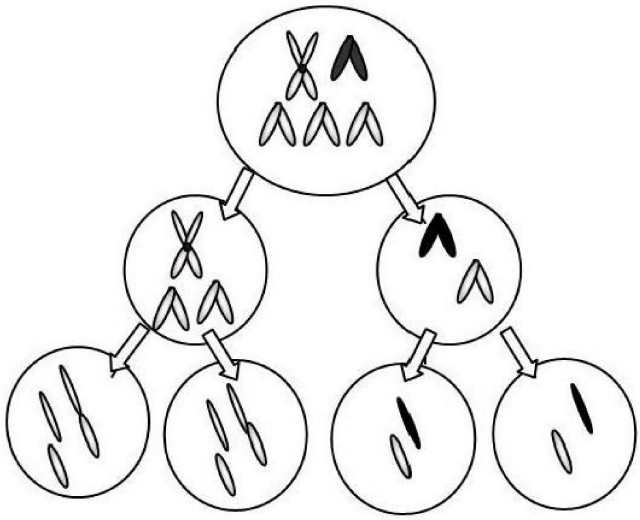

Essentials of Genetics 9th edition Klug Test Bank

37) Assume that an organism has a diploid chromosome number of 6. Two chromosomal pairs are telocentric, and the other pair is metacentric. Assume that the sex chromosomes are morphologically identical. Draw chromosomes as you would expect them to appear at the following stages:
primary oocyte (metaphase)
secondary spermatocyte (metaphase)
first polar body (metaphase)

Answer:

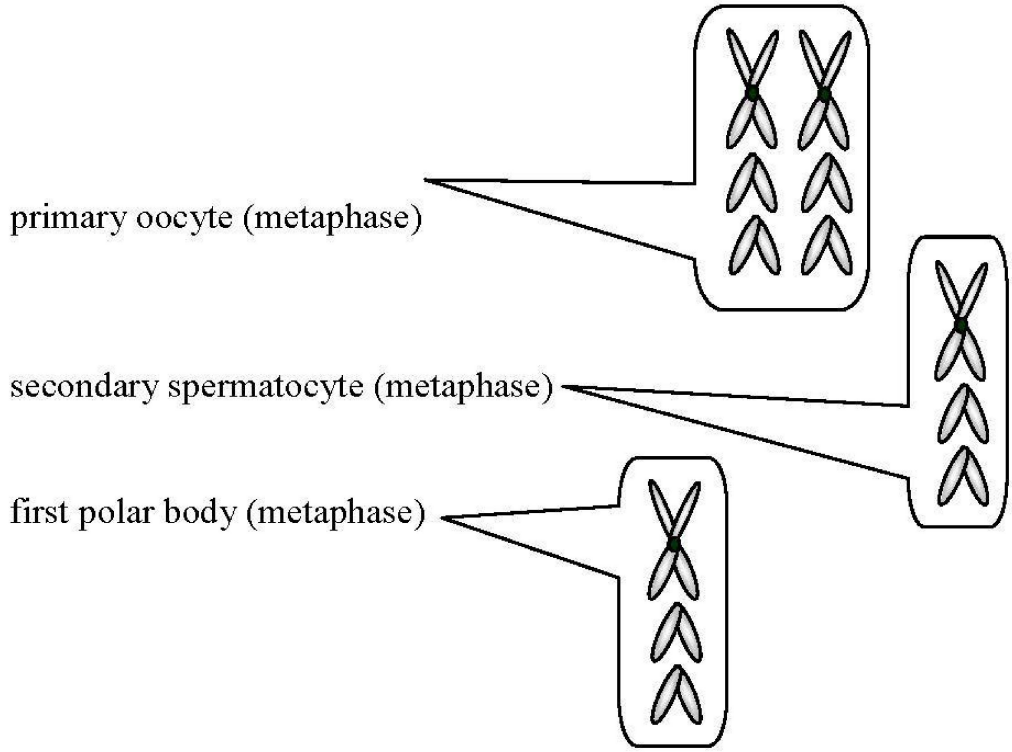

38) There is about as much nuclear DNA in a primary spermatocyte as in _____ (how many) spermatids?

Answer: 4

39) List, in order of appearance, all the cell types expected to be formed during (a) spermatogenesis and (b) oogenesis.

Answer: (a) spermatogonia, primary spermatocyte, secondary spermatocyte, spermatid, spermatozoa
(b) oogonium, primary oocyte, secondary oocyte and first polar body, ootid, ovum, and second polar body

MULTIPLE CHOICE. Choose the one alternative that best completes the statement or answers the question.

40) True or False: If a typical G1 nucleus is 2*n* and contains 2C (two complements) of DNA, a prophase I cell is 2*n* and contains 4C of DNA.
A) True
B) False

Answer: A

41) True or False: S phase is the part of interphase when DNA duplication takes place.
A) True
B) False

Answer: A

Essentials of Genetics 9th edition Klug Test Bank

42) True or False: The centromere of a chromosome separates during anaphase.
A) True
B) False
Answer: A

43) True or False: A chromosome may contain one or two chromatids in different phases of the mitotic or meiotic cell cycle.
A) True
B) False
Answer: A

44) True or False: If a typical G1 nucleus contains 2C (two complements) of DNA, a gamete that is haploid (*n*) contains 1C of DNA.
A) True
B) False
Answer: A

45) True or False: During meiosis, chromosome number reduction takes place in anaphase II.
A) True
B) False
Answer: B

46) True or False: A bivalent at pachytene contains four chromatids.
A) True
B) False
Answer: A

47) True or False: The meiotic cell cycle involves two cell divisions but only one DNA replication.
A) True
B) False
Answer: A

48) True or False: An organism with a haploid number of 10 will produce 1024 combinations of chromosomes at the end of meiosis.
A) True
B) False
Answer: A

49) True or False: An organism with a diploid chromosome number of 46 will produce 2^{23} combinations of chromosomes at the end of meiosis.
A) True
B) False
Answer: A

Essentials of Genetics 9th edition Klug Test Bank