Talkabout for Children 3 Developing Friendship Skills 2nd edition Kelly Solutions Manual

SKU: 9781138065765-SOLUTIONS

Topic 2: Friendly behaviours

Objectives:

To begin thinking about what we look for in a friend

To introduce the idea of the qualities of a friend and which ones we value most.

Materials:

You will need to print out and copy a number of the activities

Some of the activities are best enlarged to A3

Some of the activities are best laminated so that you can use them again.

Timing:

This topic will take up to five sessions to complete.

© 2018, *Talkabout for Children*, Alex Kelly, Routledge

Talkabout for Children 3 Developing Friendship Skills 2nd edition Kelly Solutions Manual

Topic 2: Friendly behaviours

Activity	Teacher notes
Friendly words (Activity 4)	*An activity to explore the meaning of different qualities and which ones are important.*
Talkabout trumps (Activity 5)	*A card game to introduce qualities where each player chooses a character they like the best based on category ratings such as kindness or coolness.*
Friendship ratings (Activity 6)	*The children take it in turns to select a card and place it on a rating scale to show how important that quality is in a friend. The group can then discuss differences.*
My top five (Activity 7)	*The children then consider which qualities they would select as their top five qualities for a friend.*
I like my friend because... (Activity 8)	*The children choose two close friends and select the qualities that best describe each of them.*
Recipe for a friend (Activity 9)	*The group decides through voting which top six qualities make the best recipe for a friend.*

© 2018, *Talkabout for Children*, Alex Kelly, Routledge

Talkabout for Children 3 Developing Friendship Skills 2nd edition Kelly Solutions Manual

Activity 4: Friendly words

Preparation

Print and cut out the friendly words (NB this activity is better in colour).

Laminate them if you wish to use them again in the future.

Instructions

- Explain to the group that in the next few sessions they are going to be thinking about the qualities of a friend, which qualities they might look for and which are the most important friendly behaviours to have.
- In this first activity, the children are going to think about what key words mean.
- Look at one of the words… what do the children think it means? Now look at the next one.
- When you have looked at all six words, ask the children to think about which is most important to them. Then they take it in turns to go around the group and to place a smiley face next to the one that is their choice.
- Which one has the most smiley faces?

© 2018, *Talkabout for Children*, Alex Kelly, Routledge

Talkabout for Children 3 Developing Friendship Skills 2nd edition Kelly Solutions Manual

Activity 4: Friendly words

Kind
Funny
Clever
Popular
Well-behaved
Honest

© 2018, *Talkabout for Children*, Alex Kelly, Routledge

Talkabout for Children 3 Developing Friendship Skills 2nd edition Kelly Solutions Manual

Activity 4: Friendly words



© 2018, *Talkabout for Children*, Alex Kelly, Routledge

Talkabout for Children 3 Developing Friendship Skills 2nd edition Kelly Solutions Manual

Activity 5: Talkabout trumps

Preparation

Print and cut out the trump cards (NB this activity is better in colour).

Laminate them if you wish to use them again in the future.

Instructions

- Explain to the group that they are going to play a card game where they will think about different characters and decide who they like best.
- Deal one card to each child and place the rest in a pile, face down in the middle of the group.
- Each child takes it in turns to select another card from the pile. They decide which character (card) they like best. They then keep the best one and discard the one they like least by placing it at the bottom of the pile.
- The next child does the same and so the game carries on around the circle for as many rounds as needed until every child is happy with their card and does not replace it.
- Each member of the group then shares their character on the card. Questions you may like to ask are: Why did they choose them? How did they decide who to choose? Were there categories that everyone thought more important?

© 2018, *Talkabout for Children*, Alex Kelly, Routledge

Talkabout for Children 3 Developing Friendship Skills 2nd edition Kelly Solutions Manual

Activity 5: Talkabout trumps

Felix

Kind	☺ ☺ ☺
Funny	☺
Clever	
Popular	☺
Well-behaved	☺ ☺
Honest	☺ ☺

Finn

Kind	☺ ☺
Funny	☺ ☺ ☺
Clever	☺
Popular	☺ ☺
Well-behaved	
Honest	☺

Felicity

Kind	☺ ☺
Funny	☺
Clever	☺ ☺ ☺
Popular	
Well-behaved	☺ ☺
Honest	☺

Phoebe



Kind	☺ ☺
Funny	
Clever	☺
Popular	☺ ☺ ☺
Well-behaved	☺ ☺
Honest	☺

© 2018, *Talkabout for Children*, Alex Kelly, Routledge

Talkabout for Children 3 Developing Friendship Skills 2nd edition Kelly Solutions Manual

Activity 5: Talkabout trumps

Fennella

Kind	☺
Funny	☺
Clever	☺ ☺
Popular	☺ ☺
Well-behaved	☺ ☺ ☺
Honest	

Frank

Kind	
Funny	☺
Clever	☺ ☺
Popular	☺
Well-behaved	☺ ☺
Honest	☺ ☺ ☺

Florence

Kind	☺ ☺ ☺
Funny	☺ ☺
Clever	☺ ☺
Popular	☺
Well-behaved	
Honest	☺

Freddie

Kind	☺ ☺
Funny	☺ ☺ ☺
Clever	
Popular	☺ ☺
Well-behaved	☺
Honest	☺

© 2018, *Talkabout for Children*, Alex Kelly, Routledge

Talkabout for Children 3 Developing Friendship Skills 2nd edition Kelly Solutions Manual

Activity 5: Talkabout trumps

Tim

Kind	☺
Funny	☺ ☺
Clever	☺ ☺ ☺
Popular	☺ ☺
Well-behaved	
Honest	☺

Tanya

Kind	☺
Funny	☺ ☺
Clever	☺ ☺
Popular	☺ ☺ ☺
Well-behaved	☺
Honest	

Tom

Kind	☺ ☺
Funny	☺
Clever	☺ ☺
Popular	☺
Well-behaved	☺ ☺ ☺
Honest	

Tony

Kind	☺ ☺
Funny	☺
Clever	☺
Popular	
Well-behaved	☺ ☺
Honest	☺ ☺ ☺

© 2018, *Talkabout for Children*, Alex Kelly, Routledge

Talkabout for Children 3 Developing Friendship Skills 2nd edition Kelly Solutions Manual

Activity 5: Talkabout trumps

Tilly

Kind	☺ ☺ ☺
Funny	
Clever	☺
Popular	☺
Well-behaved	☺ ☺
Honest	☺ ☺

Tarek

Kind	☺ ☺
Funny	☺ ☺ ☺
Clever	☺ ☺
Popular	
Well-behaved	☺
Honest	☺

Maisie

Kind	☺ ☺
Funny	
Clever	☺ ☺ ☺
Popular	☺
Well-behaved	☺ ☺
Honest	☺

Milly

Kind	☺
Funny	☺ ☺
Clever	
Popular	☺ ☺ ☺
Well-behaved	☺ ☺
Honest	☺

© 2018, *Talkabout for Children*, Alex Kelly, Routledge

Talkabout for Children 3 Developing Friendship Skills 2nd edition Kelly Solutions Manual

Activity 5: Talkabout trumps

Mark

Kind	
Funny	☺
Clever	☺ ☺
Popular	☺ ☺
Well-behaved	☺ ☺ ☺
Honest	☺

Molly

Kind	☺ ☺
Funny	☺
Clever	
Popular	☺
Well-behaved	☺ ☺
Honest	☺ ☺ ☺

Milo

Kind	☺ ☺ ☺
Funny	☺ ☺
Clever	☺
Popular	
Well-behaved	☺
Honest	☺ ☺

Mo



Kind	
Funny	☺ ☺ ☺
Clever	☺ ☺
Popular	☺ ☺
Well-behaved	☺
Honest	☺

© 2018, *Talkabout for Children*, Alex Kelly, Routledge

Talkabout for Children 3 Developing Friendship Skills 2nd edition Kelly Solutions Manual

Activity 6: Friendship ratings

Preparation

Print out the rating scale and cut out the cards (NB this activity is better in colour).

Laminate them if you wish to use them again in the future. Put a strip of Velcro® along the bottom of the rating scale under the numbers and then a square of Velcro on each card.

Instructions

- Explain to the children that they have been thinking a lot about six qualities but there are other things that we often look for in friends.
- Show the rating scale to the children and explain that some qualities are important to us and some are less important to us.
- The children take it in turns to pick a card. Ask each child what they think about the quality. They then place it on the rating scale.
- The group then discuss what they think.
- Do they all agree?

© 2018, *Talkabout for Children*, Alex Kelly, Routledge

Talkabout for Children 3 Developing Friendship Skills 2nd edition Kelly Solutions Manual

Friendship ratings

Not important



Quite important



Very important

1 . . . . . 2 3

© 2018, *Talkabout for Children*, Alex Kelly, Routledge

Talkabout for Children 3 Developing Friendship Skills 2nd edition Kelly Solutions Manual

Activity 6: Friendship ratings

They give me things

They make me laugh

They are kind and caring

They are happy

They are easy to talk to



They are a good listener

They are hard working

They are well-behaved



They are good at sharing

They are good at sports

They like doing the same things as me

They are popular

© 2018, *Talkabout for Children*, Alex Kelly, Routledge

Talkabout for Children 3 Developing Friendship Skills 2nd edition Kelly Solutions Manual

Activity 6: Friendship ratings

They have the latest games and gadgets



They are nice looking

They are polite

They are thoughtful

They are helpful

They are honest

I can trust them

They are cool and fashionable

They often say nice things to me

They are naughty

They are good fun

They are rich

© 2018, *Talkabout for Children*, Alex Kelly, Routledge

Talkabout for Children 3 Developing Friendship Skills 2nd edition Kelly Solutions Manual

Activity 7: My top five

Preparation

Print out the worksheets and photocopy one for each child.

You will also need the friendship qualities cards from Activity 6 printed out as sheets.

You may wish to enlarge the worksheet to A3.

You will need scissors and glue.

Instructions

- Each child has a worksheet and set of qualities cards. Explain to the children that everyone looks for different qualities in a friend, there is no definite answer.
- The children have to look at the friendship qualities and decide on the top five qualities that they look for in a friend and stick them on their sheet.
- If there is time and the children feel comfortable to do so, each child could share their sheet and explain why they have chosen those five.
- Are there any qualities that everyone has chosen? Which are the most common?

© 2018, *Talkabout for Children*, Alex Kelly, Routledge

Talkabout for Children 3 Developing Friendship Skills 2nd edition Kelly Solutions Manual

Activity 7: My top five

Name..... Date.....

What are the top five things you look for in a friend? Cut and stick your favourites onto this sheet.

1

2

What do I look for in a friend?

3

4

5

© 2018, *Talkabout for Children*, Alex Kelly, Routledge

Talkabout for Children 3 Developing Friendship Skills 2nd edition Kelly Solutions Manual

Activity 8: I like my friend because...

Preparation

Print out and photocopy the worksheet.

You will need the friendship qualities from Activity 6.

You will also need scissors and glue.

Instructions

- Each child needs a worksheet and set of cards from Activity 6.
- Explain to the children that you have talked a lot about the qualities people look for in a friend. In this activity they are going to think about a friend of theirs and which qualities their friend possesses.
- The children put the name of one friend in the centre of their sheet and then cut and stick six of their qualities around in the boxes.
- The children could complete this for two or three different friends.
- Are there qualities that are seen for all their friends? Do people have friends with qualities similar to those on their top five?

© 2018, *Talkabout for Children*, Alex Kelly, Routledge

Talkabout for Children 3 Developing Friendship Skills 2nd edition Kelly Solutions Manual

Activity 8: I like my friend because...

Name..... Date.....

Think about one of your friends... Cut and stick the qualities that best describe why you like them.

I like my friend...



because...

© 2018, *Talkabout for Children*, Alex Kelly, Routledge

Talkabout for Children 3 Developing Friendship Skills 2nd edition Kelly Solutions Manual

Activity 9: Recipe for a friend

Preparation

Print out the worksheet; this could be enlarged to A3 to use with a group.

You may like to use the friendship qualities cards from Activity 6.

You may need scissors and glue.

Instructions

- Explain to the children that you have been talking a lot about qualities of a friend and now you are going to create a recipe for the best friend as a group.
- Discuss as a group the six most important qualities to make the perfect friend. The children could have their top five sheets (Activity 7) in front of them as a prompt.
- You may like to complete this activity by having a list of the ideas and then doing a group vote for the most popular to put on the sheet.
- The children or facilitator then write or stick the qualities cards (from Activity 6) onto the recipe sheet. Does everyone agree?

© 2018, *Talkabout for Children*, Alex Kelly, Routledge

Talkabout for Children 3 Developing Friendship Skills 2nd edition Kelly Solutions Manual

Activity 9: Recipe for a friend

Our recipe for a friend

We will need…



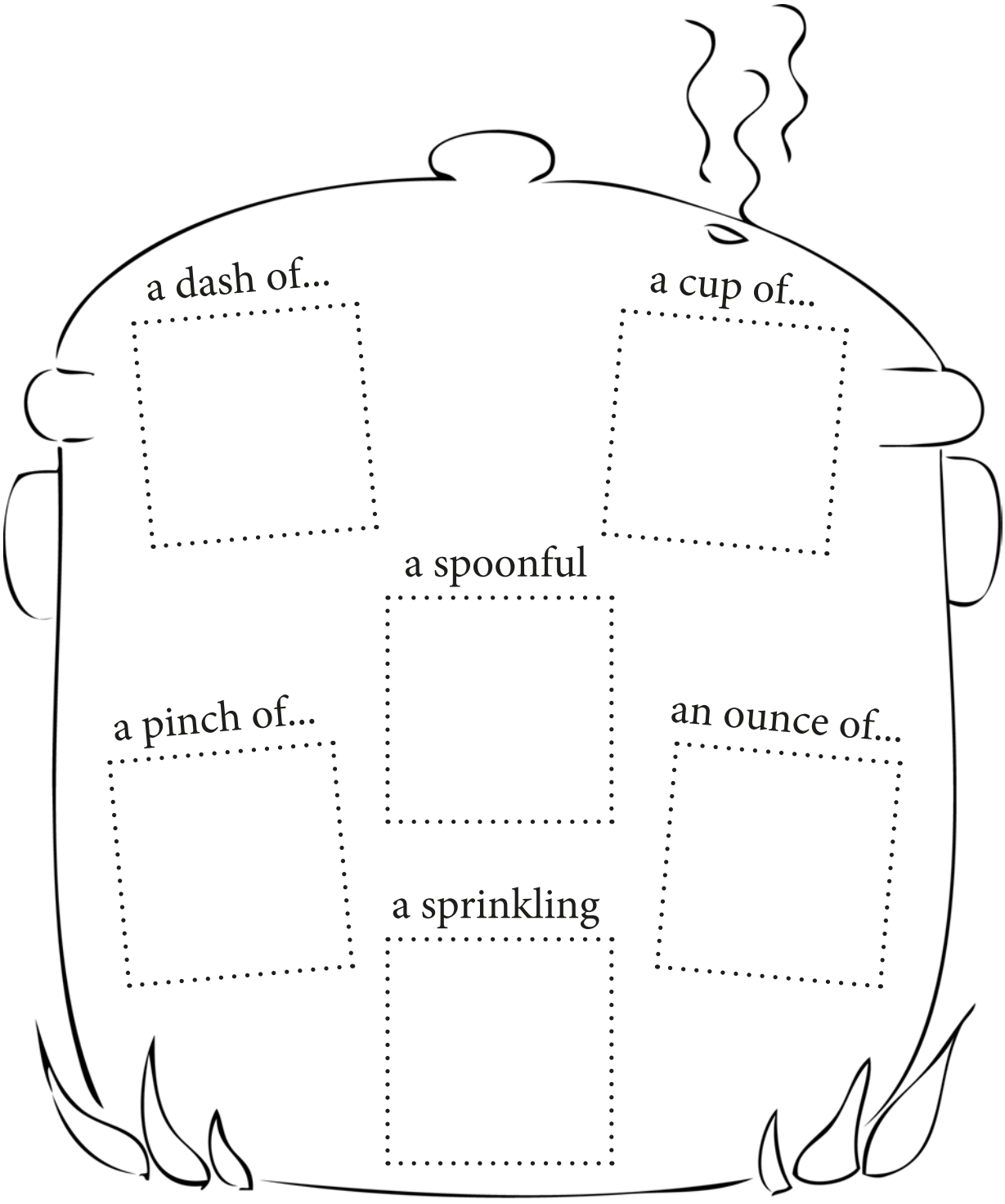

© 2018, *Talkabout for Children*, Alex Kelly, Routledge

Talkabout for Children 3 Developing Friendship Skills 2nd edition Kelly Solutions Manual