Project Management The Managerial Process 7th edition Larson Solutions Manual

SKU: 9781259666094-SOLUTIONS

Chapter 2

Organization Strategy and Project Selection

Chapter Outline

1. The Strategic Management Process: An Overview
   A. Four Activities of the Strategic Management Process
      i. Analyze and Formulate Strategies
      ii. Set Objectives to Achieve Strategies
      iii. Implement Strategies through Projects
2. The Need for a Project Priority System
   A. Problem 1: The Implementation Gap
   B. Problem 2: Organizational Politics
   C. Problem 3: Resource Conflicts and Multitasking
3. A Portfolio Management System
   A. Classification of the Project
4. Selection Criteria
   A. Financial Criteria
      i. Financial Models
   B. Nonfinancial Criteria
      i. Two Multi-Criteria Selection Models
5. Applying a Selection Model
   A. Project Classification
      i. Selecting a Model
   B. Sources and Solicitation of Project Proposals
   C. Ranking Proposals and Selection of Projects
      i. Responsibility for Prioritizing
6. Managing the Portfolio System
   A. Senior Management Input
   B. The Governance Team Responsibilities
   C. Balancing the Portfolio for Risks and Types of Projects

Project Management The Managerial Process 7th edition Larson Solutions Manual

7. Summary
8. Key Terms
9. Review Questions
10. Exercises
11. Case 2.1: Hector Gaming Company
12. Case 2.2 : Film Prioritization
13. Case 2.3: Fund Raising Project Selection

Project Management The Managerial Process 7th edition Larson Solutions Manual

Chapter Learning Objectives

After reading this chapter you should be able to:

LO 2-1	Explain why it is important for project managers to understand their organization's strategy.
LO 2-2	To identify the significant role projects contribute to the strategic direction of the organization.
LO 2-3	To understand the need for a project priority system.
LO 2-4	Apply financial and nonfinancial criteria to assess the value of projects.
LO 2-5	Understand how multi-criteria models can be used to select projects.
LO 2-6	Apply an objective priority system to project selection.
L0 2-7	Understand the need to manage the project portfolio.

Project Management The Managerial Process 7th edition Larson Solutions Manual

Review Questions

1. **Describe the major components of the strategic management process.**

   The strategic management process involves assessing what we are, what we want to become, and how we are going to get there. The major generic components of the process include the following:

   a. Defining the mission of the organization
   b. Analysis of the external and internal environments
   c. Setting objectives
   d. Formulating strategies to reach objectives
   e. Implementing strategies through projects.

2. **Explain the role projects play in the strategic management process.**

   Strategy is implemented primarily through projects. Successful implementation of projects means reaching the goals of the organization and thus meeting the needs of its customers. Projects that do not contribute to the strategic plan waste critical organization resources.

3. **How are projects linked to the strategic plan?**

   Projects are linked to the strategic plan because projects represent *how* a strategy is to be implemented. Since some projects are more important than others, the best way to maximize the organization's scarce resources is through a priority scheme which allocates resources to a portfolio of projects which balance risk and contribute the most to the strategic plan.

4. **The portfolio of projects is typically represented by compliance, strategic, and operations projects. What impact can this classification have on project selection?**

   By carefully aligning your project proposal with one classification, you may increase the chances of it being selected. Remember, senior management typically allots budgets for each category independent of actual project selection. Knowledge of funds available, risk portfolio, senior management bias, etc. may cause some to attempt to move their project proposal to a different classification to improve the chances of the project being selected.

Project Management The Managerial Process 7th edition Larson Solutions Manual

5. Why does the priority system described in this chapter require that it be open and published? Does the process encourage bottom-up initiation of projects? Does it discourage some projects? Why?

An open, published priority system ensures projects are selected on the basis of their contribution to the organization. If the priority system is not open, squeaky wheels, strong people, and key departments all get their projects selected for the wrong reasons. Bottom-up evaluation is encouraged because every organization member can self-evaluate their project idea against priorities – and so can everyone else in the organization. To some, this approach may look intimidating but it rarely is in practice; however, it does discourage projects that clearly will not make positive, significant contributions to the organization vision.

6. Why should an organization not rely only on ROI to select projects?

Financial criteria, like ROI alone, will not ensure that selected projects contribute to the mission and strategy of a firm. Other considerations such as developing new technology, public image, brand loyalty, ethical position, and maintaining core competencies should be considered. Furthermore, it is difficult or next to impossible to assess ROI for many important projects (e.g., projects to develop new technologies). While ROI is likely to be a key consideration for many organizations, multiple screening criteria are recommended for selecting and prioritizing projects.

7. Discuss the pros and cons of the checklist versus the weighted factor methods of selecting projects.

Checklist Model

- Flexible
- Applies over a wide range of different types of projects, divisions, and locations
- Impossible to rigorously compare and rank project by priority
- Politics, power, and manipulation of project selection is very possible.

Weighted Factor Model

- Allows comparison and ranking of potential projects
- Open system
- Allows for self-evaluation of proposed project
- Power and politic games are exposed.

Project Management The Managerial Process 7th edition Larson Solutions Manual

Exercises

1. **You manage a hotel resort located on the South Beach on the Island of Kauai in Hawaii. You are shifting the focus of your resort from a traditional fun-in-the-sun destination to eco-tourism. (Eco-tourism focuses on environmental awareness and education.) How would you classify the following projects in terms of compliance, strategic, and operational?**

    a. **Convert the pool heating system from electrical to solar power.**
    b. **Build a 4-mile nature hiking trail.**
    c. **Renovate the horse barn.**
    d. **Launch a new promotional campaign with Hawaii Airlines.**
    e. **Convert 12 adjacent acres into a wildlife preserve.**
    f. **Update all the bathrooms in condos that are 10 years or older.**
    g. **Change hotel brochures to reflect eco-tourism image.**
    h. **Test and revise disaster response plan.**
    i. **Introduce wireless Internet service in café and lounge areas.**

    How easy was it to classify these projects? What made some projects more difficult than others?

    Most students classify the projects as follows:

Compliance:	f., h.
Operational:	a., c., i.
Strategic:	b., d., e., g.

    Most students claim it was not too difficult to classify the projects other than they had to make judgment calls given the limited information. In real life they would have such information. Debates occur around whether converting the heating system to solar polar was an operational necessity or to fit the eco-friendly image. Likewise, launching the promotional campaign with Hawaii Airlines would be considered strategic if it promoted the eco-tourism theme, otherwise it could be consider operational.

    What do you think you now know that would be useful for managing projects at the hotel?

    By classifying the projects, prioritizing is more easily done. Different selection criteria can be used for selecting strategic versus operational projects. Financially, senior management would have more information to divide the total money pie allocated to projects.

Project Management The Managerial Process 7th edition Larson Solutions Manual

2. **Two new software projects are proposed to a young, start-up company. The Alpha project will cost $150,000 to develop and is expected to have annual net cash flow of $40,000. The Beta project will cost $200,000 to develop and is expected to have annual net cash flow of $50,000. The company is very concerned about their cash flow. Using the payback period, which project is better from a cash flow standpoint? Why?**

$$Payback = \frac{Inverstment}{Annual\ savings}$$

$$Payback_{Project\ Alpha} = \frac{\$150{,}000}{\$40{,}000} = 3.75\ years$$

$$Payback_{Project\ Beta} = \frac{\$200{,}000}{\$50{,}000} = 4.00\ years$$

A lower payback is better. Project Alpha has the lower payback and so has the better payback.

3. **A five-year project has a projected net cash flow of $15,000, $25,000, $30,000, $20,000, and $15,000 in the next five years. It will cost $50,000 to implement the project. If the required rate of return is 20 percent, conduct a discounted cash flow calculation to determine the NPV.**

	A	B	C	D	E	F	G	H
1				**Exercise 2.3**				
2				**Net Present Value Example**				
3								
4	**Project 2.3**		**Year 0**	**Year 1**	**Year 2**	**Year 3**	**Year 4**	**Year 5**
5	**Investment**		-$50,000					
6	**Cash Inflows**			$15,000	$25,000	$30,000	$20,000	$15,000
7	**Required Rate of Return**	**20%**						
8								
9	**NPV =**		$12,895	Formula: =C5+NPV(B7,D6:H6)				

Since the NPV is positive, accept project.

Project Management The Managerial Process 7th edition Larson Solutions Manual

4. You work for the 3T company, which expects to earn at least 18 percent on its investments. You have to choose between two similar projects. Below is the cash flow information for each project. Which of the two projects would you fund if the decision is based only on financial information? Why?

	A	B	C	D	E	F	G	H	I
1	**Omega**					**Alpha**			
2	**Year**	**Inflow**	**Outflow**	**Netflow**		**Year**	**Inflow**	**Outflow**	**Netflow**
3	Y0	$0	$225,000	-$225,000		Y0	$0	$300,000	-$300,000
4	Y1	$0	$190,000	-$190,000		Y1	$50,000	$100,000	-$50,000
5	Y2	$150,000	$0	$150,000		Y2	$150,000	$0	$150,000
6	Y3	$220,000	$30,000	$190,000		Y3	$250,000	$50,000	$200,000
7	Y4	$215,000	$0	$215,000		Y4	$250,000	$0	$250,000
8	Y5	$205,000	$30,000	$175,000		Y5	$200,000	$50,000	$150,000
9	Y6	$197,000	$0	$197,000		Y6	$180,000	$0	$180,000
10	Y7	$100,000	$30,000	$70,000		Y7	$120,000	$30,000	$90,000
11	Total	$1,087,000	$505,000	$582,000		Total	$1,200,000	$530,000	$670,000
12									
13	Required ROI	18%							
14	Project Omega	$119,689	=D3+NPV(B13,D4:D10)						
15	Project Alpha	$176,525	=I3+NPV(B13,I4:I10)						

The worksheet shown above shows the inflows (columns B and G), the outflows (columns C and H), and the sum of those two values (columns D and I). Row 11 provides the column totals.

Based on this, the Alpha Project provides the largest cash inflow. However, the time value of money is not included in the calculations so far.

	A	B	C	D	E	F	G	H	I
1	**Omega**					**Alpha**			
2	**Year**	**Inflow**	**Outflow**	**Netflow**		**Year**	**Inflow**	**Outflow**	**Netflow**
3	Y0	$0	$225,000	-$225,000		Y0	$0	$300,000	-$300,000
4	Y1	$0	$190,000	-$190,000		Y1	$50,000	$100,000	-$50,000
5	Y2	$150,000	$0	$150,000		Y2	$150,000	$0	$150,000
6	Y3	$220,000	$30,000	$190,000		Y3	$250,000	$50,000	$200,000
7	Y4	$215,000	$0	$215,000		Y4	$250,000	$0	$250,000
8	Y5	$205,000	$30,000	$175,000		Y5	$200,000	$50,000	$150,000
9	Y6	$197,000	$0	$197,000		Y6	$180,000	$0	$180,000
10	Y7	$100,000	$30,000	$70,000		Y7	$120,000	$30,000	$90,000
11	Total	$1,087,000	$505,000	$582,000		Total	$1,200,000	$530,000	$670,000
12									
13	Required ROI	18%							
14	Project Omega	$119,689	=D3+NPV(B13,D4:D10)						
15	Project Alpha	$176,525	=I3+NPV(B13,I4:I10)						

The worksheet shown above modifies the original worksheet to calculate the net present value of the two net cash flows. The formulas used are shown to the right of the actual formulas. The net present value of $176,525 for Project Alpha is higher than the net present value of $119,689 for Project Omega. However, they are both positive and exceed the required 18 percent return so both should be accepted.

Project Management The Managerial Process 7th edition Larson Solutions Manual

5. You are the head of the project selection team at SIMSOX. Your team is considering three different projects. Based on past history, SIMSOX expects at least a rate of return of 20 percent.

Given the following information for each project, which one should be SIMSOX first priority? Should SIMSOX fund any of the other projects? If so, what should be the order of priority based on return on investment?

$$Project\ NPV = I_0 + \sum_{t=1}^{n} \frac{F_t}{(1+k)^t}$$

For Dust Devils Project using the NPV equation:

$$NPV = -\$500{,}000 + \frac{\$50{,}000}{(1+.20)^1} + \frac{\$250{,}000}{(1+.20)^2} + \frac{\$350{,}000}{(1+.20)^3}$$
$$= -\$500{,}000 + \$41{,}667 + \$173{,}611 + \$202{,}546 = -\$82{,}176$$

Project Management The Managerial Process 7th edition Larson Solutions Manual

For Dust Devils Project using Excel:

	A	B	C	D	E	F
1	**Expected ROI**		20%			
2						
3	**Dust Devils**					
4						
5	**Year**	**Inflows**	**Outflows**	**Net flow**	**NPV**	
6	0		$500,000	-$500,000	-$500,000	
7	1	$50,000		$50,000	$41,667	=D7/((1+$C$1)^A7)
8	2	$250,000		$250,000	$173,611	
9	3	$350,000		$350,000	$202,546	
10					-$82,176	
11						
12					-$82,176	=D6+NPV($C$1,D7:D9)

The expected ROI is entered in cell C1 and that will be referenced in the worksheets for the next two projects. Cells E6 to E10 repeat the calculations shown in the equations above, only using Excel. Cells E7 to E9 perform the three discounting calculations. The equation used is shown in cell F7. The dollar signs in "$C$1" keep that cell from changing when this formula is copied up or down. In Excel, this is called an absolute reference.

Cell E12 performs the NPV calculations as shown in the textbook. Excel gives the same answer either way. Cell F12 shows the formula for the direct NPV calculations.

For Osprey Project using the NPV equation:

$$NPV = -\$250{,}000 + \frac{\$75{,}000}{(1+.20)^1} + \frac{\$75{,}000}{(1+.20)^2} + \frac{\$75{,}000}{(1+.20)^3} + \frac{\$50{,}000}{(1+.20)^4}$$
$$= -\$250{,}000 + \$62{,}500 + \$52{,}083 + \$43{,}403 + \$24{,}113 = -\$67{,}901$$

Project Management The Managerial Process 7th edition Larson Solutions Manual

For Osprey Project using Excel:

	A	B	C	D	E	F
15	**Osprey**					
16						
17	**Year**	**Inflows**	**Outflows**	**Net flow**	**NPV**	
18	0		$250,000	-$250,000	-$250,000	
19	1	$75,000		$75,000	$62,500	=D19/((1+$C$1)^A19)
20	2	$75,000		$75,000	$52,083	
21	3	$75,000		$75,000	$43,403	
22	4	$50,000		$50,000	$24,113	
23					-$67,901	
24						
25					-$67,901	=D18+NPV($C$1,D19:D22)
26						

For Voyagers Project using the NPV equation:

$$NPV = -\$75{,}000 + \frac{\$15{,}000}{(1+.20)^1} + \frac{\$25{,}000}{(1+.20)^2} + \frac{\$50{,}000}{(1+.20)^3} + \frac{\$50{,}000}{(1+.20)^4} + \frac{\$150{,}000}{(1+.20)^5}$$
$$= -\$75{,}000 + \$12{,}500 + \$17{,}361 + \$28{,}935 + \$24{,}113 + \$60{,}282 = \$68{,}191$$

For Voyagers Project using Excel:

	A	B	C	D	E	F
28	**Voyagers**					
29						
30	**Year**	**Inflows**	**Outflows**	**Net flow**	**NPV**	
31	0		$75,000	-$75,000	-$75,000	
32	1	$15,000		$15,000	$12,500	=D32/((1+$C$1)^A32)
33	2	$25,000		$25,000	$17,361	
34	3	$50,000		$50,000	$28,935	
35	4	$50,000		$50,000	$24,113	
36	5	$150,000		$150,000	$60,282	
37					$68,191	
38						
39					$68,191	=D31+NPV($C$1,D32:D36)

The only project SIMSOX should consider is Voyagers. Each of the other two projects would not satisfy the high rate of return SIMSOX expects from its projects.

Project Management The Managerial Process 7th edition Larson Solutions Manual

6. **You are the head of the project selection team at Broken Arrow records. Your team is considering three different recording projects. Based on past history, Broken Arrow expects at least a rate of return of 20 percent.**

   Given the following information for each project, which one should be Broken Arrow's first priority? Should Broken Arrow fund any of the other projects? If so, what should be the order of priority based on return on investment?

   The first recording Broken Arrow should choose to undertake is **Tonight's the Night,** followed by **On the Beach**. The **Time Fades Away** project does not satisfy the high rate of return Broken Arrow expects from its projects.

   Time Fades Away

$$NPV = -\$600{,}000 + \frac{\$600{,}000}{(1+.20)^1} + \frac{\$75{,}000}{(1+.20)^2} + \frac{\$75{,}000}{(1+.20)^3} + \frac{\$15{,}000}{(1+.20)^4} + \frac{\$10{,}000}{(1+.20)^5}$$
$$= -\$600{,}000 + \$500{,}000 + \$52{,}083 + \$11{,}574 + \$7{,}234 + \$4{,}019 = -\$25{,}090$$

	A	B	C	D	E	F
1	**Expected ROI**		20%			
2						
3	**Time Fades Away**					
4						
5	**Year**	**Inflows**	**Outflows**	**Net flow**	**NPV**	
6	0		$600,000	-$600,000	-$600,000	
7	1	$600,000		$600,000	$500,000	=D7/((1+$C$1)^A7)
8	2	$75,000		$75,000	$52,083	
9	3	$20,000		$20,000	$11,574	
10	4	$15,000		$15,000	$7,234	
11	5	$10,000		$10,000	$4,019	
12					-$25,090	
13						
14					-$25,090	=D6+NPV($C$1,D7:D11)

Project Management The Managerial Process 7th edition Larson Solutions Manual

On The Beach

$$NPV = -\$400{,}000 + \frac{\$400{,}000}{(1+.20)^1} + \frac{\$100{,}000}{(1+.20)^2} + \frac{\$25{,}000}{(1+.20)^3} + \frac{\$20{,}000}{(1+.20)^4} + \frac{\$10{,}000}{(1+.20)^5}$$
$$= -\$400{,}000 + \$333{,}333 + \$69{,}444 + \$14{,}468 + \$9{,}645 + \$4{,}019 = \$30{,}909$$

	A	B	C	D	E	F
17	**On The Beach**					
18						
19	**Year**	**Inflows**	**Outflows**	**Net flow**	**NPV**	
20	0		$400,000	-$400,000	-$400,000	
21	1	$400,000		$400,000	$333,333	=D21/((1+$C$1)^A21)
22	2	$100,000		$100,000	$69,444	
23	3	$25,000		$25,000	$14,468	
24	4	$20,000		$20,000	$9,645	
25	5	$10,000		$10,000	$4,019	
26					$30,909	
27						
28					$30,909	=D20+NPV($C$1,D21:D25)

Tonight's the Night

$$NPV = -\$200{,}000 + \frac{\$200{,}000}{(1+.20)^1} + \frac{\$125{,}000}{(1+.20)^2} + \frac{\$55{,}000}{(1+.20)^3} + \frac{\$25{,}000}{(1+.20)^4} + \frac{\$10{,}000}{(1+.20)^5}$$
$$= -\$200{,}000 + \$166{,}667 + \$86{,}806 + \$43{,}403 + \$12{,}506 + \$4{,}019 = \$112{,}950$$

31	**Tonight's the Night**					
32						
33	**Year**	**Inflows**	**Outflows**	**Net flow**	**NPV**	
34	0		$200,000	-$200,000	-$200,000	
35	1	$200,000		$200,000	$166,667	=D35/((1+$C$1)^A35)
36	2	$125,000		$125,000	$86,806	
37	3	$75,000		$75,000	$43,403	
38	4	$25,000		$25,000	$12,056	
39	5	$10,000		$10,000	$4,019	
40					$112,950	
41						
42					$112,950	=D34+NPV($C$1,D35:D39)

Project Management The Managerial Process 7th edition Larson Solutions Manual

7. The Custom Bike Company has set up a weighted scoring matrix for evaluation of potential projects. Below are five projects under consideration.

a. Using the scoring matrix below, which project would you rate highest? Lowest?

b. If the weight for "Strong Sponsor" is changed from 2.0 to 5.0, will the project selection change? What are the three highest weighted project scores with this new weight?

c. Why is it important that the weights mirror critical strategic factors?

Using original weights

	A	B	C	D	E	F	G	H	I
1		**Strong sponsor**	**Supports business strategy**	**Urgency**	**10% of sales from new products**	**Competition**	**Fill market gap**	**Weighted Total**	
2	Weight	2	5	4	3	1	3		
3	Project 1	9	5	2	0	2	5	68	=SUMPRODUCT($B$2:$G$2,B3:G3)
4	Project 2	3	7	2	0	5	1	57	
5	Project 3	6	8	2	3	6	8	99	
6	Project 4	1	0	5	10	6	9	85	
7	Project 5	3	10	10	1	8	0	107	

a. Rate Project 5 the highest and Project 2 the lowest.

Using revised weights

	A	B	C	D	E	F	G	H	I
1		**Strong sponsor**	**Supports business strategy**	**Urgency**	**10% of sales from new products**	**Competition**	**Fill market gap**	**Weighted Total**	
2	Weight	5	5	4	3	1	3		
3	Project 1	9	5	2	0	2	5	95	=SUMPRODUCT($B$2:$G$2,B3:G3)
4	Project 2	3	7	2	0	5	1	66	
5	Project 3	6	8	2	3	6	8	117	
6	Project 4	1	0	5	10	6	9	88	
7	Project 5	3	10	10	1	8	0	116	

b. Yes. The three highest are Projects 3, 5, and 1. Given the new strong sponsor weight, Project 3 becomes the first choice. However, note that Project 5 is still the near equivalent of Project 3 by the weighting scheme.

c. It is important that the weights mirror critical strategic factors because failure to do so will cause selection of projects that do not contribute the most to the strategic plan.

Project Management The Managerial Process 7th edition Larson Solutions Manual

Case 2.1
Hector Gaming Company

Hector Gaming Company (HGC) is an educational gaming company specializing in young children's educational games. HGC has just completed their fourth year of operation. This year was a banner year for HGC. The company received a large influx of capital for growth by issuing stock privately through an investment banking firm. It appears the return on investment for this past year will be just over 25 percent with zero debt! The growth rate for the last two years has been approximately 80 percent each year. Parents and grandparents of young children have been buying HGC's products almost as fast as they are developed. Every member of the 56-person firm is enthusiastic and looking forward to helping the firm grow to be the largest and best educational gaming company in the world. The founder of the firm, Sally Peters, has been written up in Young Entrepreneurs as "the young entrepreneur to watch." She has been able to develop an organization culture in which all stakeholders are committed to innovation, continuous improvement, and organization learning.

(Rest of case not shown due to length.)

This case points up a very common problem found in many businesses. Implementing organization strategy, in a large part, represents projects. In many firms there is no *interdependent* way to prioritize projects. This gap causes conflicts similar to those noted in the HGC case. Proposed projects typically come from functional areas such as marketing, production, information systems, finance, and so on with no central clearing house to ensure that resources are adequate and projects are prioritized with the strategic plan.

Students are generally good at recognizing the problem. If they fall short, it will be in showing a selection process which might work in this dynamic environment of HGC. The process and generic example shown in Figures 2.1 and 2.2 are typically used as a basis for their recommendations. For those who have had some business experience, answers vary from highly creative criteria to simple, general statements. The authors find those who have doubts about a project priority system working ("It would not work in my company.") will stimulate the class discussion.

We find asking students to discuss examples from their work experience fruitful. The outcome usually indicates most businesses do not use a clear method for prioritizing projects to the strategic plan. The obvious question is, "Would the company be better off if it had a priority system closely linked to the strategic plan?" We end the discussion by reviewing the important role projects play in implementing strategy, the interdependence of functional groups and projects rather than independence, and the changing role of the project manager in the project driven organization.

Project Management The Managerial Process 7th edition Larson Solutions Manual

Case 2.2
Film Prioritization

The purpose of this case is to give you experience in using a project priority system that ranks proposed projects by their contribution to the organization's objectives and strategic plan.

(Rest of case not shown due to length.)

The objective of this in-class exercise is to demonstrate how a project priority system can be used to select and prioritize projects according to an organization's objectives and strategic plan. The exercise involves a film division of a large entertainment conglomerate and the priority team's decision to review and prioritize different film proposals. The priority system used is consistent with the one described in Chapter 2.

Step 1 Introduction (10 minutes)

Students read the scenario and ask questions before starting step 2. Students who have read Chapter 2 have few problems understanding what they are supposed to do. For those who did not, you may have to explain the difference between a "must" and "want" objective and that they are to multiply the impact rating with the relative importance score. For example, if the film proposal is considered to have a high potential for being nominated for an Academy Award for Best Picture of the Year, then it would receive a weighted score of 120 (2 x 60). You may also have to explain the ROI probability information included with each proposal. For example, for proposal #1 (*My Life with Dalai Lama*), there is an eighty percent chance that it will earn 8 percent return on investment, a fifty-fifty chance the ROI will be 18 percent, and a 20 percent chance that the ROI will be 24 percent.

Step 2 Individual assessment (10 minutes)

Students use the Project Priority Evaluation Form provided in the text to assess and rank the seven proposals on their own.

Step 3 Priority team assessment (15-20 minutes)

Students meet in small groups of four to five students to collectively assess and rank the seven film proposals. Students should be instructed to not simply vote or calculate the average ranking for each proposal but to discuss their ratings and to try to reach a group consensus for each proposal.

Step 4 Priority team report ratings (5 minutes)

Students select a leader to report their final rankings either on a whiteboard.

Project Management The Managerial Process 7th edition Larson Solutions Manual

Step 5 Discuss results (10-15 minutes)

As a class, students should compare and contrast the rankings of each group. Where there is disagreement across groups, students should be asked to explain the rationale behind their ratings. The intent is not to reach a class consensus but rather to explore how different groups interpreted the information.

The one proposal that there is likely to generate the biggest disagreement is proposal #1 (*My Life with Dalai Lama*). Astute students will reject this proposal for not meeting the must objective of having "no adverse effect on other operations." They will point out that the company has plans to open a theme park in mainland China, and the Chinese government would frown upon a film on the Dalai Lama since he is a focal point for resistance to China's control of Tibet. This is based on an actual incident involving the Disney Corporation. Under pressure from the Chinese government, Disney withdrew active support of filmmaker Martin Scorsese's biographical account of the Dalai Lama's life entitled "Kundun" in 1997.

After discussing the differing results, the students should be encouraged to discuss the value of using this kind of approach to select and prioritize projects. Here it should be emphasized that this approach reduces the role that organizational politics can play in project selection and aligns projects with the strategy and objectives of the firm.

If the class includes students from industry, then this would be an opportune time to ask them how their organization selects and prioritizes projects and whether such a system would be appropriate for their organization.

In general, this exercise has proven to be a fun and easy exercise to implement and does a good job of demonstrating how a project priority system can be used to select projects that meet the objectives of a firm.

Variation on the exercise:

To conserve time, Step 2 can be skipped and the students can immediately work in groups to rank the proposals.

Project Management The Managerial Process 7th edition Larson Solutions Manual

Case 2.3
Fund Raising Project Selection

The purpose of this "case exercise" is to provide you with experience in using a project selection process that ranks proposed projects by their contribution to an organization's mission and strategy.

(Rest of case not shown due to length.)

The objective of this in-class exercise is to demonstrate how a project priority system can be used to select and prioritize projects according to an organization's objectives and strategic plan. The exercise is an alternative to the Film Prioritization case featured in this chapter. The exercise involves a class on project management and the priority team's decision to review and prioritize different fund raising proposals. The priority system used is consistent with the one described in Chapter 2.

This exercise is based on the author's experiences using fund raising projects to teach project management fundamentals and is based on actual projects and proposals.

Step 1 Introduction (10 minutes)

Students read the case and ask questions before starting step 2. Students who have read Chapter 2 have few problems understanding what they are supposed to do. For those who did not, you may have to explain the difference between a "must" and "want" objective and that they are to multiply the impact rating with the relative importance score. For example, if the proposal is considered to have a high potential for earning more than $1,000, then it would receive a weighted score of 180 (2 x 90). Proposals which fail to meet a "must objective" are to be rejected without further evaluation.

Step 2 Individual assessments (10 minutes)

Students use the Project Priority Evaluation Form provided in the text to assess and rank the six proposals on their own.

Step 3 Priority team assessments (15-20 minutes)

Students meet in small groups of four to five students to collectively assess and rank the six fund raising proposals. Students should be instructed to not simply vote or calculate the average ranking for each proposal but to discuss their ratings and to try to reach a group consensus for each proposal.

Step 4 Priority team report ratings (5 minutes)

Students select a leader to report their final rankings either on a whiteboard.

Project Management The Managerial Process 7th edition Larson Solutions Manual

Step 5 Discuss results (10-15 minutes)

As a class, students should compare and contrast the rankings of each group. Where there is disagreement across groups, students should be asked to explain the rationale behind their ratings. The intent is not to reach a class consensus but rather to explore how different groups interpreted the information.

After discussing the differing results, the students should be encouraged to discuss the value of using this kind of approach to select and prioritize projects. Here it should be emphasized that this approach reduces the role that organizational politics can play in project selection and aligns projects with the strategy and objectives of the firm.

If the class includes students from industry, then this would be an opportune time to ask them how their organization selects and prioritizes projects and whether such a system would be appropriate for their organization.

In general, this exercise has proven to be a fun and easy exercise to implement and does a good job of demonstrating how a project priority system can be used to select projects that meet the objectives of a firm.

Variation on the exercise:

To conserve time, Step 2 can be skipped and the students can immediately work in groups to rank the proposals. Alternatively, students could do Step 2 before class.

What really happened?

As noted in the text this exercise is based on actual projects proposed by students in our project management classes. With the exception of Raffle for Life additional information can be found about these and other projects at http://business.oregonstate.edu/faculty-and-staff-bios/erik-larson . The Raffle of Life proposal was rejected for failing to meet the "must objective" of providing opportunity to experience and learn about project management. The lack coordination involved in conducting a raffle was deemed inadequate.

Hoops for Life raised $1,575. There were several Asian Americans on this project team who were active in State wide Asian American community. They used their contacts and social capital to attract teams from up and down the Willamette Valley.

Singing for Smiles raised $607. The night spot that hosted their event did not allow them to charge a cover fee and they had to rely on donations from patrons. They were not able to capture the imagination of the campus and relied on regular Karaoke participants.

Halo for Heroes raised $1,458. This event has been done twice with the second one attracting several participants from the first event. A key to their financial success was switching from individual competition to team competition.

Project Management The Managerial Process 7th edition Larson Solutions Manual

Hold'em for Hunger raised $705. This is one of several poker projects. Others raised between $405 and $1,010. Students realized that they would have made much more money if they had used product donations instead of cash for prizes.

Build your own Box raised $110. To promote the event and counter the argument that students would be having fun at the expense of the homeless, three members of this team actually went homeless for three nights and were featured in local newspaper and news. On the night of the event a severe rain storm hit the campus and only three participants showed up.

Project Management The Managerial Process 7th edition Larson Solutions Manual

Chapter Two

Organization Strategy and Project Selection

Copyright © 2018 McGraw-Hill Education. All rights reserved. No reproduction or distribution without the prior written consent of McGraw-Hill Education.

Project Management The Managerial Process 7th edition Larson Solutions Manual

Where We Are Now

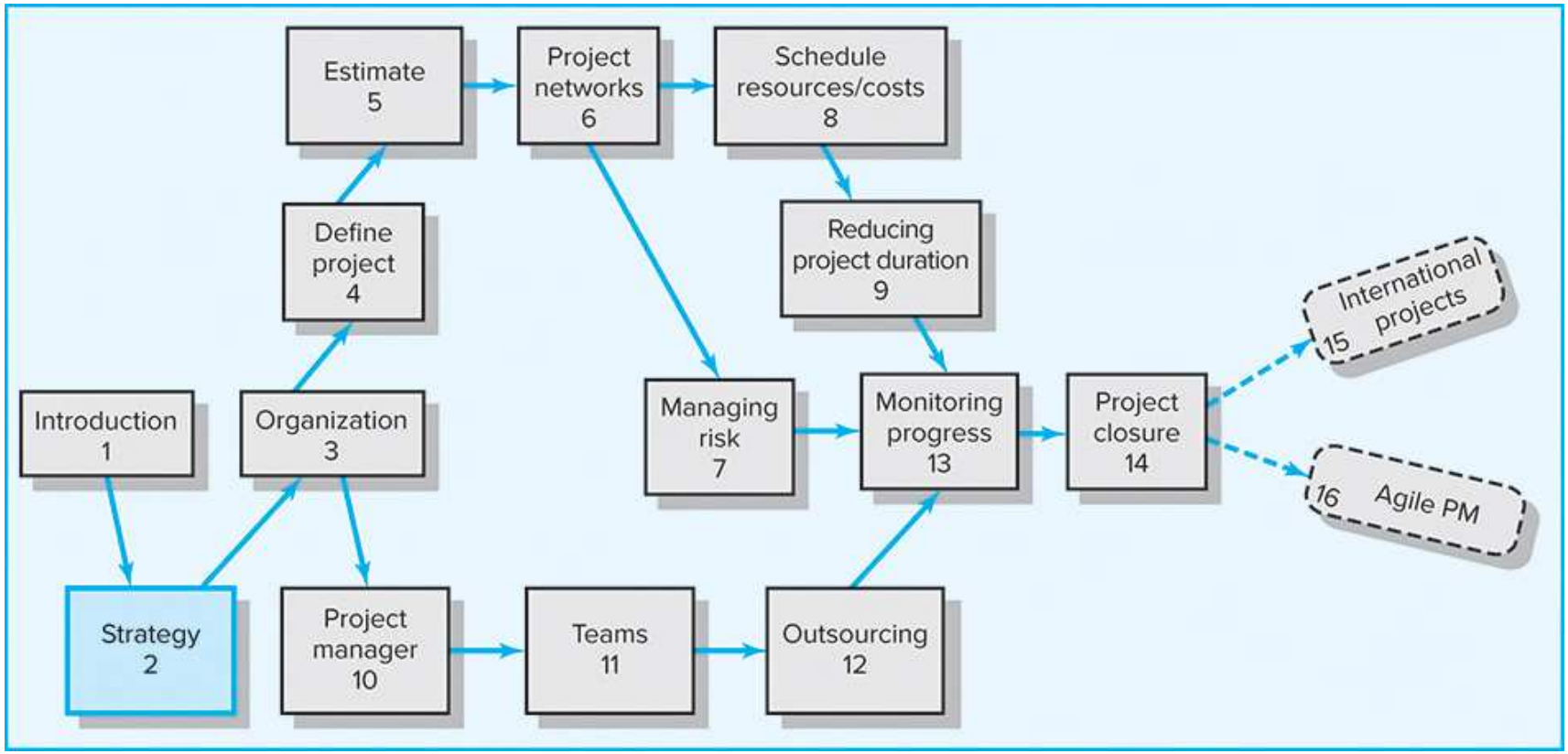

Copyright © 2018 McGraw-Hill Education. All rights reserved. No reproduction or distribution without the prior written consent of McGraw-Hill Education.

Project Management The Managerial Process 7th edition Larson Solutions Manual

Learning Objectives

1. Explain why it is important for project managers to understand their organization's strategy
2. Identify the significant role projects contribute to the strategic direction of the organization
3. Understand the need for a project priority system
4. Apply financial and nonfinancial criteria to assess the value of projects
5. Understand how multi-criteria models can be used to select projects
6. Apply an objective priority system to project selection
7. Understand the need to manage the project portfolio

Copyright © 2018 McGraw-Hill Education. All rights reserved. No reproduction or distribution without the prior written consent of McGraw-Hill Education.

Chapter Outline

2.1 The Strategic Management Process: An Overview
2.2 The Need for a Project Priority System
2.3 A Portfolio Management System
2.4 Selection Criteria
2.5 Applying a Selection Model
2.6 Managing the Portfolio System

Copyright © 2018 McGraw-Hill Education. All rights reserved. No reproduction or distribution without the prior written consent of McGraw-Hill Education.

Why Project Managers Need to Understand Strategy

- Changes in the organization's mission and strategy
  - Project managers must respond to changes with appropriate decisions about future projects and adjustments to current projects.
  - Project managers who understand their organization's strategy can become effective advocates of projects aligned with the firm's mission.

Copyright © 2018 McGraw-Hill Education. All rights reserved. No reproduction or distribution without the prior written consent of McGraw-Hill Education.

The Strategic Management Process: An Overview

- Strategic Management
  - Requires every project to be clearly linked to strategy.
  - Provides theme and focus of firm's future direction.
    - **Responding to changes** in the external environment—environmental scanning
    - **Allocating scarce resources** of the firm to improve its competitive position—internal responses to new programs
  - Requires strong links among mission, goals, objectives, strategy, and implementation.

Copyright © 2018 McGraw-Hill Education. All rights reserved. No reproduction or distribution without the prior written consent of McGraw-Hill Education.

Four Activities of the Strategic Management Process

- Review and define the organizational mission
- Set long-range goals and objectives
- Analyze and formulate strategies to reach objectives
- Implement strategies through projects

Copyright © 2018 McGraw-Hill Education. All rights reserved. No reproduction or distribution without the prior written consent of McGraw-Hill Education.

Project Management The Managerial Process 7th edition Larson Solutions Manual

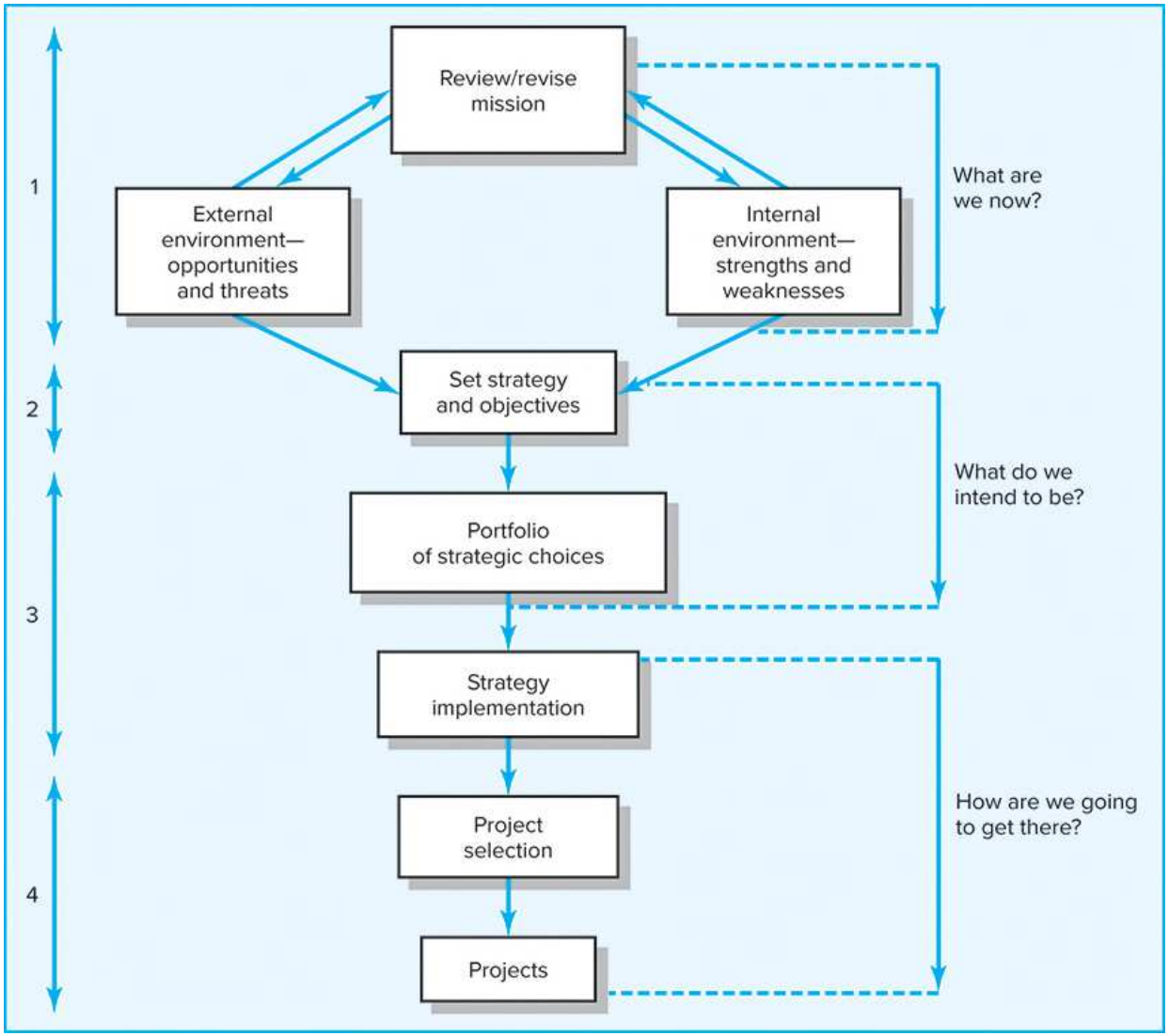

Strategic Management Process

FIGURE 2.1

Copyright © 2018 McGraw-Hill Education. All rights reserved. No reproduction or distribution without the prior written consent of McGraw-Hill Education.

Project Management The Managerial Process 7th edition Larson Solutions Manual

Characteristics of Objectives

S	**Specific**	Be specific in targeting an objective
M	**Measurable**	Establish a measurable indicator(s) of progress
A	**Assignable**	Make the objective assignable to one person for completion
R	**Realistic**	State what can realistically be done with available resources
T	**Time related**	State when the objective can be achieved, that is, duration

EXHIBIT 2.1

Copyright © 2018 McGraw-Hill Education. All rights reserved. No reproduction or distribution without the prior written consent of McGraw-Hill Education.

Project Management The Managerial Process 7th edition Larson Solutions Manual

The Need for a Project Priority System

- The Implementation Gap
  - The lack of understanding and consensus on strategy among top management and middle-level (functional) managers who independently implement the strategy.
- Organization Politics
  - Project selection is based on the persuasiveness and power of people advocating the projects.
- Resource Conflicts and Multitasking
  - Multiproject environment creates interdependency relationships of shared resources which results in the starting, stopping, and restarting projects.

Copyright © 2018 McGraw-Hill Education. All rights reserved. No reproduction or distribution without the prior written consent of McGraw-Hill Education.

Project Management The Managerial Process 7th edition Larson Solutions Manual

Benefits of Project Portfolio Management

- Builds discipline into the project selection process
- Links project selection to strategic metrics
- Prioritizes project proposals across a common set of criteria, rather than on politics or emotion
- Allocates resources to projects that align with strategic direction
- Balances risk across all projects
- Justifies killing projects that do not support strategy
- Improves communication and supports agreement on project goals

EXHIBIT 2.2

Copyright © 2018 McGraw-Hill Education. All rights reserved. No reproduction or distribution without the prior written consent of McGraw-Hill Education.

A Portfolio Management System

- Design of a project portfolio system:
  - Classification of a project
  - Selection criteria depending upon classification
  - Sources of proposals
  - Evaluating proposals
  - Managing the portfolio of projects.

Copyright © 2018 McGraw-Hill Education. All rights reserved. No reproduction or distribution without the prior written consent of McGraw-Hill Education.

Portfolio of Projects by Type

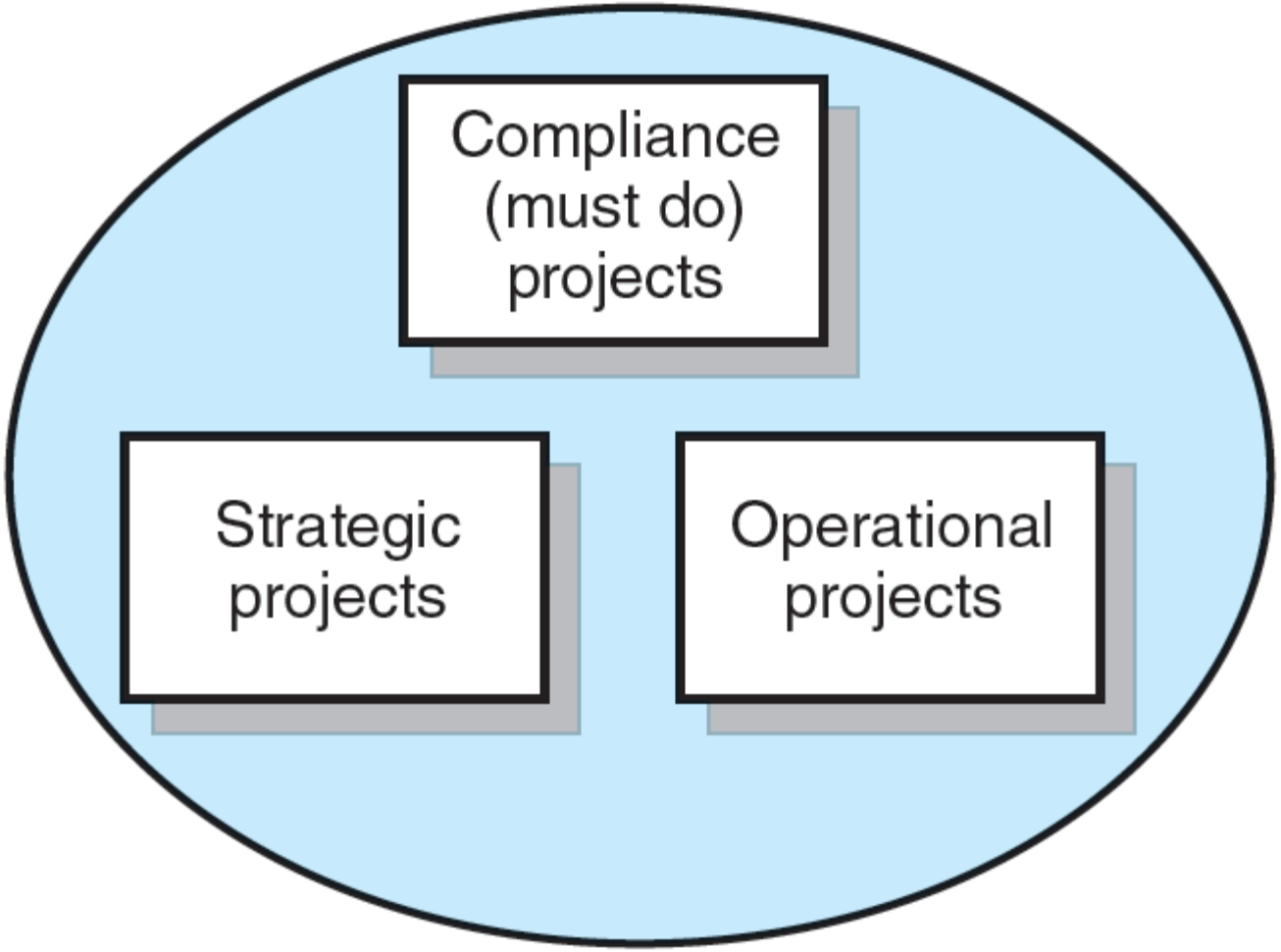

FIGURE 2.2

Copyright © 2018 McGraw-Hill Education. All rights reserved. No reproduction or distribution without the prior written consent of McGraw-Hill Education.

Project Management The Managerial Process 7th edition Larson Solutions Manual

A Portfolio Management System

- Selection Criteria
  - **Financial models:** payback, net present value (NPV)
  - **Non-financial models:** projects of strategic importance to the firm
- Multi-Criteria Selection Models
  - Use several weighted selection criteria to evaluate project proposals.

Copyright © 2018 McGraw-Hill Education. All rights reserved. No reproduction or distribution without the prior written consent of McGraw-Hill Education.

Financial Models

- The Payback Model
  - Measures the time the project will take to recover the project investment.
  - Uses more desirable shorter paybacks.
  - Emphasizes cash flows, a key factor in business.
- Limitations of Payback:
  - Ignores the time value of money.
  - Assumes cash inflows for the investment period (and not beyond).
  - Does not consider profitability.

Copyright © 2018 McGraw-Hill Education. All rights reserved. No reproduction or distribution without the prior written consent of McGraw-Hill Education.

Financial Models (cont'd)

- The Net Present Value (NPV) Model
  - Uses management's minimum desired rate-of-return (discount rate) to compute the present value of all net cash inflows.
    - Positive NPV: project meets minimum desired rate of return and is eligible for further consideration.
    - Negative NPV: project is rejected.

$$\text{Project NPV} = I_0 + \sum_{t=1}^{n} \frac{F_t}{(1+k)^t} \quad \text{where}$$

I_0 = Initial investment (since it is an outflow, the number will be negative)
F_t = net cash inflow for period t
k = required rate of return

Copyright © 2018 McGraw-Hill Education. All rights reserved. No reproduction or distribution without the prior written consent of McGraw-Hill Education.

Example Comparing Two Projects Using Payback Method

	A	B	C	D	E	F	G	H	I	J	K	L	M
1					Exhibit 2.3A								
2													
3			Example Comparing Two Projects Using the Payback Method										
4													
5				Project A		Project B				Formulas			
6													
7													
8		Investment		$700,000		$400,000				Project A:	Payback = (D8/D9)		
9		Annual savings		$225,000		$110,000				Project B:	Payback = (F8/F9)		
10													
11		Payback period*		3.1 years		3.6 years							
12													
13		Rate of return **		32.1%		27.5%				Project A:	Rate of return = (D9/D8)		
14										Project B:	Rate of return = (F9/F8)		
15	Project A: Accept. Less than 5 years and exceeds 15% desired rate.												
16													
17	Project B: Accept. Less than 5 years and exceeds 15% desired rate.												
18													
19	* Note: Payback does not use the time value of money.												
20	** Note: Rate of return is reciprocal of Payback.												
21													

EXHIBIT 2.3A

Copyright © 2018 McGraw-Hill Education. All rights reserved. No reproduction or distribution without the prior written consent of McGraw-Hill Education.

Project Management The Managerial Process 7th edition Larson Solutions Manual

Example Comparing Two Projects Using Net Present Value Method

	A	B	C	D	E	F	G	H	I	J	K	L	M
1													
2					Exhibit 2.3B								
3													
4				Example Comparing Two Projects Using NPV									
5	Project A		Year 0	Year 1	Year 2	Year 3	Year 4	Year 5	Total		Formulas		
6	Required	15%											
7	Outflows		-$700,000						-$700,000				
8	Inflows			$225,000	$225,000	$225,000	$225,000	$225,000	$1,125,000				
9	Net inflows			$225,000	$225,000	$225,000	$225,000	$225,000	$425,000	Project A:	=C7+NPV(B6,D9:H9)		
10	NPV	$54,235											
11													
12													
13	Project B												
14	Required	15%											
15	Outflows		-$400,000						-$400,000				
16	Inflows			$110,000	$110,000	$110,000	$110,000	$110,000	$550,000				
17	Net inflows			$110,000	$110,000	$110,000	$110,000	$110,000	$150,000	Project B:	=C15+NPV(B14,D17:H17)		
18	NPV	-$31,263											
19													
20													
21													
22	NPV comparison: Accept Project A---NPV is positive.												
23	Reject Project B---NPV is negative.												

EXHIBIT 2.3b

Copyright © 2018 McGraw-Hill Education. All rights reserved. No reproduction or distribution without the prior written consent of McGraw-Hill Education.

Project Management The Managerial Process 7th edition Larson Solutions Manual

Nonfinancial Strategic Criteria

- To capture larger market share
- To make it difficult for competitors to enter the market
- To develop an enabler product, which by its introduction will increase sales in more profitable products
- To develop core technology that will be used in next-generation products
- To reduce dependency on unreliable suppliers
- To prevent government intervention and regulation
- To restore corporate image or enhance brand recognition
- To demonstrate its commitment to corporate citizenship and support for community development

Copyright © 2018 McGraw-Hill Education. All rights reserved. No reproduction or distribution without the prior written consent of McGraw-Hill Education.

Project Management The Managerial Process 7th edition Larson Solutions Manual

Multi-Criteria Selection Models

- Checklist Model
  - Uses a list of questions to review potential projects and to determine their acceptance or rejection.
  - Fails to answer the relative importance or value of a potential project and doesn't to allow for comparison with other potential projects.
- Multi-Weighted Scoring Model
  - Uses several weighted qualitative and/or quantitative selection criteria to evaluate project proposals.
  - Allows for comparison of projects with other potential projects.

Copyright © 2018 McGraw-Hill Education. All rights reserved. No reproduction or distribution without the prior written consent of McGraw-Hill Education.

Sample Selection Questions Used in Practice

Topic	Question
Strategy/alignment	What specific strategy does this project align with?
Driver	What business problem does the project solve?
Success metrics	How will we measure success?
Sponsorship	Who is the project sponsor?
Risk	What is the impact of not doing this project?
Risk	What is the project risk to our organization?
Risk	Where does the proposed project fit in our risk profile?
Benefits, value, ROI	What is the value of the project to this organization?
Benefits, value, ROI	When will the project show results?
Objectives	What are the project objectives?

EXHIBIT 2.4

Copyright © 2018 McGraw-Hill Education. All rights reserved. No reproduction or distribution without the prior written consent of McGraw-Hill Education.

Project Management The Managerial Process 7th edition Larson Solutions Manual

Sample Selection Questions Used in Practice

Topic	Question
Organization culture	Is our organization culture right for this type of project?
Resources	Will internal resources be available for this project?
Approach	Will we build or buy?
Schedule	How long will this project take?
Schedule	Is the time line realistic?
Training/resources	Will staff training be required?
Finance/portfolio	What is the estimated cost of the project?
Portfolio	Is this a new initiative or part of an existing initiative?
Portfolio	How does this project interact with current projects?
Technology	Is the technology available or new?

EXHIBIT 2.4 cont'd

Copyright © 2018 McGraw-Hill Education. All rights reserved. No reproduction or distribution without the prior written consent of McGraw-Hill Education.

Project Management The Managerial Process 7th edition Larson Solutions Manual

Project Screening Matrix

Criteria / Weight	Stay within core competencies	Strategic fit	Urgency	25% of sales from new products	Reduce defects to less than 1%	Improve customer loyalty	ROI of 18% plus	Weighted total
	2.0	3.0	2.0	2.5	1.0	1.0	3.0	
Project 1	1	8	2	6	0	6	5	66
Project 2	3	3	2	0	0	5	1	27
Project 3	9	5	2	0	2	2	5	56
Project 4	3	0	10	0	0	6	0	32
Project 5	1	10	5	10	0	8	9	102
Project 6	6	5	0	2	0	2	7	55
⋮								
Project *n*	5	5	7	0	10	10	8	83

FIGURE 2.3

Copyright © 2018 McGraw-Hill Education. All rights reserved. No reproduction or distribution without the prior written consent of McGraw-Hill Education.

Project Management The Managerial Process 7th edition Larson Solutions Manual

Applying a Selection Model

- Project Classification
  - Deciding how well a strategic or operations project fits the organization's strategy
- Selecting a Model
  - Applying a weighted scoring model to align projects closer with the organization's strategic goals
    - Reduces the number of wasteful projects
    - Helps identify proper goals for projects
    - Helps everyone involved understand how and why a project is selected

Copyright © 2018 McGraw-Hill Education. All rights reserved. No reproduction or distribution without the prior written consent of McGraw-Hill Education.

Applying a Selection Model (cont'd)

- Sources and Solicitation of Project Proposals
  - Within the organization
  - Request for proposal (RFP) from external sources (contractors and vendors)
- Ranking Proposals and Selection of Projects
  - Prioritizing requires discipline, accountability, responsibility, constraints, reduced flexibility, and loss of power
- Managing the Portfolio
  - Senior management input
  - The governance team (project office) responsibilities

Copyright © 2018 McGraw-Hill Education. All rights reserved. No reproduction or distribution without the prior written consent of McGraw-Hill Education.

Project Proposal Form

Date: Jan 22, 2xxx Proposal # 11 Sponsor J. Moran

Project classification?
Strategic _____ Infrastructure X Compliance _____

What business problem does the project solve?
Increase customer satisfaction through kiosk and Web site for bus, streetcar, and fast rail
Enhance driver and traveler safety
Hyperlink to: AVL.tri-met.org

How does this project align with our organization strategy?
Increase customer ridership through better passenger travel planning & scheduling decisions
Faster response to accidents

What are the major deliverables of the project?
GPS vehicle tracking system, Internet access, schedule screen

What is the impact of not doing this project?
Not meeting ridership goals

What are the three major risks for this project?
Cost overruns
Hacking system
Integration of fast rail, bus, and streetcar systems

How will we measure success?
Increased ridership
Customer satisfaction
Meeting budget and schedule

Yes [X] No [ ] Will this project require internal resources?
Yes [X] No [ ] Available?

What is the estimated cost of the project? $10 million

How long will this project take? 22 Weeks

Oversight action: Accept [X] Return [ ]

Signature XXXXXX Date: Feb. 7, 2xxx

A Proposal Form for an Automatic Vehicular Tracking (AVL) Public Transportation Project

FIGURE 2.4A

Copyright © 2018 McGraw-Hill Education. All rights reserved. No reproduction or distribution without the prior written consent of McGraw-Hill Education.

Project Management The Managerial Process 7th edition Larson Solutions Manual

Brief Risk Assessment

Purpose: To draw attention to apparent project risks that will need management attention.

What are the four major risks of this project?
1. *Government incentives curtailed*
2. *Land use injunction*
3. *Energy price decrease*
4. *New import tax*

Rank risks above by "probability" and "impact" on the chart below by High, Medium or Low.

Risk Intensity Rating

Risk	Probability	Impact
1. *Government incentives curtailed*	*High*	*High*
2. *Land use injunction*	*Medium*	*High*
3. *Energy price decrease*	*Medium*	*Medium*
4. *New import tax*	*Low*	*High*

Check other project risk factors:

Complexity	Low	☐	Average	X	High ☐
Resource skills	Good	X	Okay	☐	Lacking ☐
Technology	Low	☐	Average	X	High ☐

Reviewed by *Rachel* **Date** *April 1, 2xxx*

Risk Analysis for 500-Acre Wind Farm

FIGURE 2.4B

Copyright © 2018 McGraw-Hill Education. All rights reserved. No reproduction or distribution without the prior written consent of McGraw-Hill Education.

Project Management The Managerial Process 7th edition Larson Solutions Manual

Project Screening Process

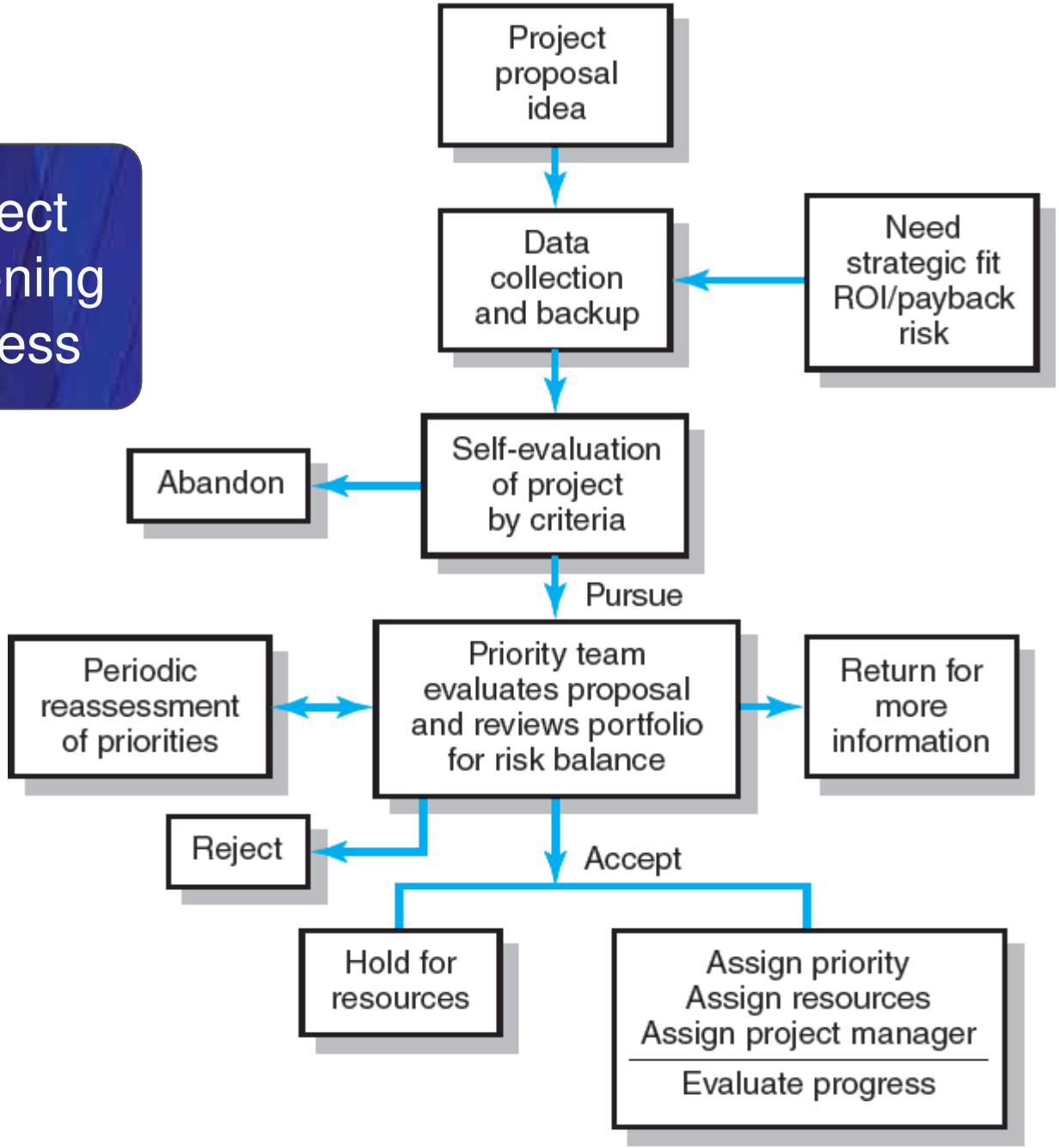

FIGURE 2.5

Copyright © 2018 McGraw-Hill Education. All rights reserved. No reproduction or distribution without the prior written consent of McGraw-Hill Education.

Project Management The Managerial Process 7th edition Larson Solutions Manual

			Project number			
Must objectives		**Must meet if impacts**	**...26**	**27**	**28**	**29**
All activities meet current legal, safety, and environmental standards		Yes-Meets objective No-Does not meet obj N/A-No impact	**n/a**			
All new products will have a complete market analysis		Yes-Meets objective No-Does not meet obj N/A-No impact	**yes**			
Want objectives	**Relative Importance 1-100**	**Single project impact definitions**	**Weighted score**	**Weighted score**	**Weighted score**	**Weighted score**
Provides immediate response to field problems	**99**	0 Does not address 1 = Opportunity to fix 2 Urgent problem	**99**			
Create $5 million in new sales by 20xx	**88**	0 < $100,000 1 = $100,000–500,000 2 > $500,000	**0**			
Improve external customer service	**83**	0 Minor impact 1 = Significant impact 2 Major impact	**166**			
Total weighted score						
Priority						

Priority Screening Analysis

FIGURE 2.6

Copyright © 2018 McGraw-Hill Education. All rights reserved. No reproduction or distribution without the prior written consent of McGraw-Hill Education.

Project Management The Managerial Process 7th edition Larson Solutions Manual

Managing the Portfolio System

- Senior Management Input
  - Provide guidance in selecting criteria that are aligned with the organization's strategic goals.
  - Decide how to balance available resources among current projects.
- The Governance Team Responsibilities
  - Publish the priority of every project.
  - Ensure that the project selection process is open and free of power politics.
  - Reassess the organization's goals and priorities.
  - Evaluate the progress of current projects.

Copyright © 2018 McGraw-Hill Education. All rights reserved. No reproduction or distribution without the prior written consent of McGraw-Hill Education.

Balancing the Portfolio for Risks and Types of Projects

- Bread-and-butter Projects
  - Involve evolutionary improvements to current products and services.
- Pearls
  - Represent revolutionary commercial opportunities using proven technical advances.
- Oysters
  - Involve technological breakthroughs with high commercial payoffs.
- White Elephants
  - Showed promise at one time but are no longer viable.



Copyright © 2018 McGraw-Hill Education. All rights reserved. No reproduction or distribution without the prior written consent of McGraw-Hill Education.

Project Management The Managerial Process 7th edition Larson Solutions Manual

Key Terms

Implementation gap

Net present value

Organizational politics

Payback

Priority system

Priority team

Project portfolio

Project screening matrix

Project sponsor

Sacred cow

Strategic management process

Copyright © 2018 McGraw-Hill Education. All rights reserved. No reproduction or distribution without the prior written consent of McGraw-Hill Education.

Project Management The Managerial Process 7th edition Larson Solutions Manual