Essentials of Investments 11th edition Bodie Solutions Manual

SKU: 9781260013924-SOLUTIONS

Essentials of Investments 11th edition Bodie Solutions Manual

CHAPTER 2
ASSET CLASSES AND FINANCIAL INSTRUMENTS

1. Common stock is an ownership share in a publicly held corporation. Common shareholders have voting rights and may receive dividends. Preferred stock represents nonvoting shares in a corporation, usually paying a fixed stream of dividends. While corporate bonds are long-term debt issued by corporations, the bonds typically pay semi-annual coupons and return the face value of the bond at maturity.

2. While the DJIA has 30 large corporations in the index, it does not represent the overall market nearly as well as the more than 5000 stocks contained in The Wilshire index. The DJIA is simply too small.

3. Money market securities are short-term, relatively low risk, and highly liquid. Also, their unit value almost never changes.

4. The major components of the money market are Treasury bills, certificates of deposit, commercial paper, bankers' acceptances, Eurodollars, repos, reserves, federal funds, and brokers' calls.

5. American Depositary Receipts, or ADRs, are certificates traded in U.S. markets that represent ownership in shares of a foreign company. Investors may also purchase shares of foreign companies on foreign exchanges. Lastly, investors may use international mutual funds to own shares indirectly.

6. The coupons paid by municipal bonds are exempt from federal income tax and from state tax in many states. Therefore, the higher the tax bracket that the investor is in, the more valuable the tax-exempt feature to the investor.

7. The London Interbank Offer Rate (LIBOR)—a key reference rate in the money market—is the rate at which large banks in London are willing to lend money among them. The Federal funds rate is the rate of interest on very short-term loans among financial institutions in the U.S.A.

8. General obligation bonds are backed by the taxing power of the local governments, while revenue bonds have proceeds attached to specific projects. A revenue bond has fewer guarantees, it is riskier in terms of default, and, therefore, you expect it to have a higher yield.

9. Corporations may exclude 70% of dividends received from domestic corporations in the computation of their taxable income.

10. Limited liability means that the most shareholders can lose in event of the failure of the corporation is their original investment.

Copyright © 2019 McGraw-Hill Education. All rights reserved. No reproduction or distribution without the prior written consent of McGraw-Hill Education.

Essentials of Investments 11th edition Bodie Solutions Manual

11. (a) A repurchase agreement is the sale of a security with a commitment to repurchase the same security at a specified future date and a designated price.

12. Money market securities are referred to as "cash equivalents" because of their great liquidity. The prices of money market securities are very stable, and they can be converted to cash (i.e., sold) on very short notice and with very low transaction costs.

13. Equivalent taxable yield = $\frac{\text{Rate on municipal bond}}{1 - \text{Tax rate}} = \frac{r_m}{1 - t} = \frac{.0425}{1 - 0.35} = .0654$ or 6.54%

14. After-tax yield = Rate on the taxable bond x (1 - Tax rate)

    a. The taxable bond. With a zero tax bracket, the after-tax yield for the taxable bond is the same as the before-tax yield (5%), which is greater than the 4% yield on the municipal bond.

    b. The taxable bond. The after-tax yield for the taxable bond is: 0.05 x (1 – 0.10) = 0.045 or 4.50%.

    c. Neither. The after-tax yield for the taxable bond is: 0.05 x (1 – 0.20) = 0.4 or 4%. The after-tax yield of taxable bond is the same as that of the municipal bond.

    d. The municipal bond. The after-tax yield for the taxable bond is: 0.05 x (1 – 0.30) = 0.035 or 3.5%. The municipal bond offers the higher after-tax yield for investors in tax brackets above 20%.

15. The after-tax yield on the corporate bonds is: 0.09 x (1 – 0.30) = 0.063 or 6.3%. Therefore, the municipals must offer at least 6.3% yields.

16. Using the formula of Equivalent taxable yield (r) = $\frac{r_m}{1 - t}$, we get:

    a. $r = \frac{0.04}{1 - 0} = 0.04$ or 4.00%

    b. $r = \frac{0.04}{1 - 0.10} = 0.0444$ or 4.44%

    c. $r = \frac{0.04}{1 - 0.20} = 0.05$ or 5.00%

Copyright © 2019 McGraw-Hill Education. All rights reserved. No reproduction or distribution without the prior written consent of McGraw-Hill Education.

d. $r = \frac{0.04}{1 - 0.30} = 0.0571$ or 5.71%

Copyright © 2019 McGraw-Hill Education. All rights reserved. No reproduction or distribution without the prior written consent of McGraw-Hill Education.

Essentials of Investments 11th edition Bodie Solutions Manual

17.

a. You would have to pay the asked price of:
105.48 = 105.48% of par = $1,054.84

b. The coupon rate is 3.125%, implying coupon payments of $31.25 annually or, more precisely, $15.625 (= 31.25/2) semiannually.

c. Given the asked price and coupon rate, we can calculate current yield with the formula:

$$\text{Current yield} = \frac{\text{Annual coupon income}}{\text{Price}} = 3.125/105.4844 = 0.0296 = 2.96\%$$

18.

a. The closing price today is $194.55, which is $0.37 above yesterday's price. Therefore, yesterday's closing price was: $194.55 - $0.37 = $194.18.

b. You would buy 25 shares: $5,000/$194.55 = 25.70.

c. Your annual dividend income on 25 shares would be 25 x $3.36 = $84.00.

d. Earnings per share can be derived from the price-earnings (PE) ratio:
Given price/Earnings = 20.03 and Price = $194.55, we know that Earnings per Share = $194.55/20.03 = $9.71

19.

a. At $t = 0$, the value of the index is: ($90 + $50 + $100)/3 = 80
At $t = 1$, the value of the index is: ($95 + $45 + $110)/3 = 83.33
The rate of return is: $\frac{V_1}{V_0} - 1 = (83.33/80) - 1 = 0.0417$ or 4.17%

b. In the absence of a split, stock C would sell for $110, and the value of the index would be the average price of the individual stocks included in the index: ($95 + $45 + $110)/3 = $83.33.

After the split, stock C sells at $55; however, the value of the index should not be affected by the split. We need to set the divisor (d) such that:
83.33 = ($95 + $45 + $55)/d
d = 2.34

c. The rate of return is zero. The value of the index remains unchanged since the return on each stock separately equals zero.

Copyright © 2019 McGraw-Hill Education. All rights reserved. No reproduction or distribution without the prior written consent of McGraw-Hill Education.

Essentials of Investments 11th edition Bodie Solutions Manual

20.

a. Total market value at $t = 0$ is:
($90 x 100) + ($50 x 200) + ($100 x 200) = $39,000

Total market value at $t = 1$ is:
($95 x 100) + ($45 x 200) + ($110 x 200) = $40,500

Rate of return = $\frac{V_1}{V_0}$ - 1 = ($40,500/$39,000) – 1 = 0.0385 or 3.85%

b. The return on each stock is as follows:

$R_A = \frac{V_1}{V_0}$ - 1 = ($95/$90) – 1 = 0.0556 or 5.56%

$R_B = \frac{V_1}{V_0}$ - 1 = ($45/$50) – 1 = –0.10 or –10.00%

$R_C = \frac{V_1}{V_0}$ - 1 = ($110/$100) – 1 = 0.10 or 10.00%

The equally-weighted average is: [5.56% + (–10.00%) + 10.00%]/3 = 1.85%

21. The fund would require constant readjustment since every change in the price of a stock would bring the fund asset allocation out of balance.

22. In this case, the value of the divisor will increase by an amount necessary to maintain the index value on the day of the change. For example, if the index was comprised of only one stock, it would increase by 2.06 points: ($180 – $34) / $34 = 4.29.

23. Bank discount of 87 days: $0.034 \times \frac{87 \text{ days}}{360 \text{ days}} = 0.008217$

a. Price: $10,000 x (1 – 0.008217) = $9,917.83

b. Bond equivalent yield = $\frac{\text{Face value} - \text{Purchase price}}{\text{Purchase price x T}}$

$$= \frac{\$10{,}000 - \$9{,}917.83}{\$9{,}917.83 \times \frac{87 \text{ days}}{365 \text{ days}}} = 0.0348 \text{ or } 3.48\%$$

24.

a. The higher coupon bond: The 10-year T-bond with a 6% coupon
b. The call with the lower exercise price: The call with the exercise price of $35
c. The put option on the lower priced stock: The put on the stock selling at $50

Copyright © 2019 McGraw-Hill Education. All rights reserved. No reproduction or distribution without the prior written consent of McGraw-Hill Education.

25. The December maturity futures price is $3.8575 per bushel. If the contract closes at $3.95 per bushel in December, your profit / loss on each contract (for delivery of 5,000 bushels of corn) will8 be: ($3.95 – $3.8575) x 5000 = $ 462.50 gain.

26.

a. Yes. As long as the stock price at expiration exceeds the exercise price, it makes sense to exercise the call.
   Gross profit is: ($144 – $140) x 100 shares = $400
   Net profit = ($4 – $4.80) x 100 shares = $80 loss
   Rate of return = –$.80/$4.80 = –0.1667 or 16.67% loss

b. Yes, exercise.
   Gross profit is: ($144 – $135) x 100 shares = $900
   Net profit = ($9 – $8.05) x 100 shares = $95 gain
   Rate of return = $.95/$8.05 = 0.1108 or 11.08 % gain

c. A put with an exercise price of $140 would expire worthless for any stock price equal to or greater than $140 (in this case $144). An investment in such a put would have a rate of return over the holding period of –100%.

27.

a. Long call
b. Long put
c. Short put
d. Short call

28. There is always a chance that the option will expire in the money. Investors will pay something for this chance of a positive payoff.

29. Long call for $4:

	Value of call at expiration	Initial Cost	Profit
a.	0	4	-4
b.	0	4	-4
c.	0	4	-4
d.	5	4	1
e.	10	4	6

Copyright © 2019 McGraw-Hill Education. All rights reserved. No reproduction or distribution without the prior written consent of McGraw-Hill Education.

Long put for $6:

	Value of put at expiration	Initial Cost	Profit
a.	10	6	4
b.	5	6	-1
c.	0	6	-6
d.	0	6	-6
e.	0	6	-6

30. The spread will widen. Deterioration of the economy increases credit risk, that is, the likelihood of default. Investors will demand a greater premium on debt securities subject to default risk.

31. Seven (of ten) stocks have a 52-week high at least 50% above the 52-week low. It can be concluded that individual stocks are much more volatile than a group of stocks.

52-wk high	**52-wk low**	**Price ratio (High-Low)/Low**
32.67	20.10	63%
16.48	7.30	126%
30.74	17.00	81%
25.20	17.26	46%
64.46	40.66	59%
34.05	22.06	54%
14.99	3.62	314%
20.81	11.65	79%
196.97	132.68	48%
33.00	28.19	17%

32. The total before-tax income is $4. The corporations may exclude 70% of dividends received from domestic corporations in the computation of their taxable income; the taxable income is therefore: $4 x 30% = $1.20.
Income tax in the 30% tax bracket: $1.2 x 30% = $0.36
After-tax income = $4 – $0.36 = $3.64
After-tax rate of return = $3.64/$40 = 0.091 or 9.10%

33. A put option conveys the right to sell the underlying asset at the exercise price. A short position in a futures contract carries an obligation to sell the underlying asset at the futures price.

34. A call option conveys the right to buy the underlying asset at the exercise price. A long position in a futures contract carries an obligation to buy the underlying asset at the futures price.

Copyright © 2019 McGraw-Hill Education. All rights reserved. No reproduction or distribution without the prior written consent of McGraw-Hill Education.

Essentials of Investments 11th edition Bodie Solutions Manual

CFA 1

Answer: c. Taxation

Copyright © 2019 McGraw-Hill Education. All rights reserved. No reproduction or distribution without the prior written consent of McGraw-Hill Education.

Essentials of Investments 11th edition Bodie Solutions Manual

CHAPTER TWO
ASSET CLASSES AND FINANCIAL INSTRUMENTS

CHAPTER OVERVIEW

One of the early investment decisions that must be made in building a portfolio is asset allocation. This chapter introduces some of the major features of different asset classes and some of the instruments within each asset class. The chapter first covers money market securities. Money markets are the markets for securities with an original issue maturity of one year or less. These securities are typically marketable, liquid, low-risk debt securities. These instruments are sometimes called "cash" instruments or "cash equivalents," because they earn little, and have little principal risk. After covering money markets, the chapter discusses the major capital market instruments. The capital market discussion is divided into three parts, long-term debt, equity and derivatives. The construction and purpose of indexes is also covered in the capital markets section.

LEARNING OBJECTIVES

Upon completion of this chapter the student should have an understanding of the various financial instruments available to the potential investor. Readers should understand the differences between discount yields and bond-equivalent yields and some money-market-rate-quote conventions. The student should have an insight as to the interpretation, composition, and calculation process involved in the various market indexes presented on the evening news. Finally, the student should have a basic understanding of options and futures contracts.

CHAPTER OUTLINE

PPT 2-2 through PPT 2-3

The major classes of financial assets or securities are presented in PPT slide 2. This material can be used to discuss the chapter outline and the purposes of these markets. Instruments may be classified by whether they represent money market instruments, which are primarily used for savings, or capital market instruments. Savings may be defined as short-term investments that pay a low rate of return but do not risk the principal invested. Capital market investments will entail chance of loss of some or even all of the principal invested but promise higher rates of return that allow significant growth in portfolio value.

Copyright © 2019 McGraw-Hill Education. All rights reserved. No reproduction or distribution without the prior written consent of McGraw-Hill Education.

Essentials of Investments 11th edition Bodie Solutions Manual

2. Money Market Instruments

PPT 2-4 through PPT 2-20

The major money market instruments that are discussed in the text are presented in PPT 2-4 through PPT 2-14. Treasury bills, certificates of deposit (CDs) and commercial paper are covered in the most detail. The issuer, typical or maximum maturity, denomination, liquidity, default risk, interest type and tax status are presented for these instruments. The majority of undergraduate students will have very little knowledge of the workings of these investments and this is very useful information for them. Generally less detail is provided for bankers' acceptances, Eurodollars, federal funds, LIBOR, repos and the call money rate but the main features of these instruments are covered. PPT slides 2-10 through 2-12 give data on money market rates, the amounts of the different security types and spreads between CDs and T-bills. Notice the big run up in spreads during the financial crisis. Make sure students understand the meaning of credit spreads as this is a major predictor of market conditions. You may wish to reference the following online article: "A Warning From the Bond Market", Heard on the Street, By Justin LaHart, Wall Street Journal Online, April 9, 2009.

Money Market Mutual Funds (MMMF) and the Credit Crisis of 2008:
PPT 2-15 shows that between 2005 and 2008 money market mutual funds (MMMFs) grew by 88%. Why? After years of declining growth rates, MMMF inflows accelerated rapidly as investors fled risky assets during the crisis and sought safety in money funds. However, MMMFs had their own crisis in 2008 after Lehman Brothers filed for bankruptcy on September 15 because some money funds had invested heavily in Lehman commercial paper. On Sept. 16 a MMMF, the Reserve Primary Fund, "broke the buck." What does this mean? MMMF shares normally have a value of $1.00 plus any accrued interest, but fund shares are never supposed to fall below $1.00. Some investors use these funds to pay bills as most have a checking feature and count on the shares maintaining their value. Reserve Primary Fund shares fell below $1.00 as the fund's losses mounted. A run on money market funds ensued. The U.S. Treasury temporarily offered to insure all money funds (for an insurance fee) to stop the run. Assets in these funds total about $3.4 trillion.

Money Market Yields:
Money market yield sample calculations are presented and illustrated in this set of slides. The bank discount rate r_{BD} is compared to the bond equivalent yield r_{BEY} and the effective annual yield r_{EAY}.

Copyright © 2019 McGraw-Hill Education. All rights reserved. No reproduction or distribution without the prior written consent of McGraw-Hill Education.

Essentials of Investments 11th edition Bodie Solutions Manual

FIGURE 2.1

Treasury bill listings

Source: Wall Street Journal Online, April 18, 2017.

MATURITY	DAYS TO MATURITY	BID	ASKED	CHG	ASKED YIELD
June 8, 2017	51	0.730	0.720	unch.	0.731
August 17, 2017	121	0.793	0.783	−0.010	0.795
October 12, 2017	177	0.905	0.895	−0.028	0.911
December 7, 2017	233	0.928	0.918	−0.023	0.936
March 29, 2018	345	0.988	0.978	−0.020	1.000

r_{BD} is calculated as a return as a percentage of the face value or par value of the instrument and is quoted as annualized without compounding using a 360 day year. r_{BEY} is calculated as a return as a percentage of the initial price of the instrument and is quoted as annualized without compounding using a 365-day year:

$$r_{BD} = \frac{\text{Par}-\text{Price}}{\text{Par}} \times \frac{360}{n} \qquad r_{BEY} = \frac{\text{Par}-\text{Price}}{\text{Price}} \times \frac{365}{n}; \qquad n = \text{maturity in days}$$

The r_{EAY} = holding period return as a percent of price but is annualized with compounding using a 365 day year.

$$r_{EAY} = \left[\left(1 + \frac{\text{Par}-\text{Price}}{\text{Price}}\right)^{365/n}\right] - 1$$

Examples are included with the slides. Note that the following relationship will normally hold: $r_{EAY} > r_{BEY} > r_{BD}$ ceteris paribus.

Money Market Instruments and Yield Type

Copyright © 2019 McGraw-Hill Education. All rights reserved. No reproduction or distribution without the prior written consent of McGraw-Hill Education.

Money Market Instrument	Instrument Yield
Treasury Bills	Discount
Certificates of Deposit	Bond Equivalent Yield
Commercial Paper	Discount
Bankers' Acceptances	Discount
Eurodollars	Bond Equivalent Yield
Federal Funds	Bond Equivalent Yield
Repurchase Agreements	Discount
Reverse RPs	Discount

Note: CDs, Euro$ and Federal Funds all use add-on quotes which are not quite the same as BEY, since the add on uses a 360-day year. However, "add ons" are not covered in the text. To convert from add on to BEY use the following: BEY = $r_{add\ on}$ * (365/360)

3. The Bond Market

PPT 2-21 through PPT 2-29

Debt instruments are issued by both government (sometimes called public) and by private entities. The Treasury and Agency issues have the direct or implied guarantee of the federal government. As state and local entities issue municipal bonds, performance on these bonds does not have the same degree of safety as a federal government issue. The interest income on municipal bonds is not subject to federal taxes so the taxable equivalent yield is used for comparison.

Copyright © 2019 McGraw-Hill Education. All rights reserved. No reproduction or distribution without the prior written consent of McGraw-Hill Education.

Fixed-income securities have a defined stream of payments or coupons. Treasury notes have a maturity up to and including 10 years; bonds mature beyond 10 years. The minimum denomination is $100, but most have a $1,000 denomination, although many Treasuries are now packaged and sold in multiples of $1,000. Treasury bonds pay interest semiannually with principal repaid at maturity (non-amortizing). Most are callable after an initial call-protection period. Investors pay federal taxes on capital gains and interest income, but interest income is exempt from state and local taxes.

Agency issues have either explicit or implicit backing by the Federal Government and their securities normally carry an interest rate only a few basis points over a comparable-maturity Treasury instrument. Federal agencies have different charters but are generally charged with assisting socially deserving sectors of the economy in obtaining credit. The major example is housing, although farm lending and small business loans are other good examples. However, the major agencies are home-mortgage related, and include the Federal National Mortgage Association (FNMA or Fannie Mae); the Federal Home Loan Mortgage Corporation (FHLMC or Freddie Mac); the Government National Mortgage Association (GNMA or Ginnie Mae); and the Federal Home Loan Banks. GNMA has always been a government agency. GNMA backs pools of FHA- and VA- insured mortgages (for a fee) created by private pool of organizers. FNMA was originally a government agency that provided financing to originators of FHA and VA mortgages, but was privatized in 1968. FHLMC was created in 1972 to assist in financing of conventional mortgages. In September 2008, the federal government took over FNMA and FHLMC and created a new regulator, the Federal Housing Financing Authority. FNMA and FHLMC together finance or back about $6 trillion in home mortgages. This represents about 50% of the U.S. market.

Municipal bonds are issued by state and local governments. Interest on municipal bonds is not taxed at the federal level and is usually not subject to state and local taxes if the investor purchases a bond issued by an entity in their state of residence. To compare corporate yields with municipal yields you must calculate the taxable equivalent yield. The conversion formula is:

$$r_{\text{Tax Exempt}} = r_{\text{Taxable}} \times (1 - \text{Tax Rate})$$

Municipal bonds may be general obligation (G.O.) or revenue bonds. G.O. bonds are backed by the full taxing power of the issuing municipality, whereas revenue bond payments are collateralized only by the revenue of a specific project and tend to be riskier. Industrial development bonds are municipal issues where the money is used for industrial development in the local municipality. This may involve using the money to assist a specific business to encourage that firm to locate a facility in the municipality.

Private Issues:

Copyright © 2019 McGraw-Hill Education. All rights reserved. No reproduction or distribution without the prior written consent of McGraw-Hill Education.

Essentials of Investments 11th edition Bodie Solutions Manual

Private issues include corporate debt and equity issues and asset-backed securities, including mortgage- backed securities. Bonds issued by private corporations are subject to greater default risk than bonds issued by government entities. Corporate bonds often contain imbedded options such as a call feature which allows an existing corporation to repurchase the bond from issuers when rates have fallen. Some bonds are convertible which allows the bond investor to convert the bond to a set number of shares of common stock.

Most bonds are rated by one or more of the major ratings agencies approved by the federal government. The major agencies are Standard & Poors, Moody's and Fitch. The rating measures default risk. The higher the rating the lower the interest rate required to issue the bonds. The two major classes of bonds with respect to default risk are investment grade and speculative grade. Investment grade bonds are much more marketable and carry significantly lower interest rates than speculative grade bonds. Speculative grade bonds are euphemistically called 'junk' bonds. Spreads on junk bonds reached record highs in 2008 and 2009.
The **mortgage market** is now larger than the corporate bond market. Securities backed by mortgages have also grown to compose a major element of the overall bond market. A pass-through security represents a proportional (pro-rata) share of a pool of mortgages. The mortgage-backed market has grown rapidly in recent years as shown in Text Figure 2.6. Originally only **"conforming mortgages"** were securitized and used to back mortgage securities. Conforming mortgages met traditional creditworthiness standards such as a maximum 80% loan-to-value ratio; maximum debt-to-income ratio of around 30%; and a quality-credit score. Until about 2006, Fannie and Freddie only underwrote or guaranteed conforming mortgages. Under political pressure to make housing available to low-income families however, Fannie and Freddie began securitizing and backing subprime mortgages (mortgages to households with insufficient income to qualify for a standard mortgage) and so called "Alt-A" mortgages which lie between conforming and subprime in terms of credit risk. Most of the mortgages in the lower-quality categories originated since 2006 have deteriorated in value. The term "underwater" means the homeowners owe more than the market value of their home, creating an incentive to default. Foreclosures depress local home prices, and add to the credit problems of banks and thrifts that supply mortgage credit, hence the government's efforts to limit the number of foreclosures.

3. Equity Securities

PPT 2-32 through PPT 2-37

Copyright © 2019 McGraw-Hill Education. All rights reserved. No reproduction or distribution without the prior written consent of McGraw-Hill Education.

Essentials of Investments 11th edition Bodie Solutions Manual

Several key points are relevant in the discussion of equity instruments. First, common stock owners have a residual claim on the earnings (dividends) of the firm. Debt holders and preferred stockholders have priority over common stockholders in the event of distress or bankruptcy. Stockholders do have limited liability and a shareholder cannot lose more than their initial investment. Common stockholders typically have the right to vote on the board of directors and the board can hire and fire managers. Even though stockholders have the right to vote it may be difficult to effect change because of a low concentration of stock holdings among many small investors. For instance in the April 2009 shareholder meeting of Citicorp shareholders all existing directors were reelected even though many shareholders were very vocal in their disapproval of Citicorp's performance (Citicorp had abysmal performance in 2008 and had to be bailed out by the government; most shareholder value was destroyed).

Michael Jacobs, a former Treasury official, wrote in The Wall Street Journal that Citicorp had few directors with experience in the financial markets and GE had only one director with experience in a financial institution even though GE Capital is a major component of the firm. Problems at GE Capital led to a loss of GE's AAA credit rating.[1]

Preferred shareholders have a priority claim to income in the form of dividends. Ordinary preferred stockholders are limited to the fixed dividend while common shareholders do not have limits. The partial tax exemption on dividends of one corporation being received by another corporation is important in discussing preferred stock. Preferred and common dividends are not tax deductible to the issuing firm. Corporations are given a tax exemption on 70% of preferred dividends earned.

Capital gains and dividend yields

You buy a share of stock for $50, hold it for one year, collect a $1.00 dividend and sell the stock for $54. What were your dividend yield, capital gain yield and total return? (Ignore taxes)

- Dividend yield: = Dividend / P_{buy} or $1.00 / $50 = 2%
- Capital gain yield: = (P_{sell} – P_{buy})/ P_{buy} or ($54 - $50) / $50 = 8%
- Total return: = Dividend yield + Capital gain yield

  2% + 8% = 10%

4. Stock and Bond Market Indexes

PPT 2-38 through PPT 2-41

[1] "How Business Schools Have Failed Business: Why Not More Education on the Responsibility of Boards?" by Michael Jacobs, The Wall Street Journal Online, April 24, 2009.

Copyright © 2019 McGraw-Hill Education. All rights reserved. No reproduction or distribution without the prior written consent of McGraw-Hill Education.

Essentials of Investments 11th edition Bodie Solutions Manual

Stock indexes are used to track average returns, compare investment managers' performance to an index and as a base for derivative instruments. Key factors to consider in constructing an index include a) what the index is supposed to measure, b) whether a representative sample of firms can be used or whether all firms must be included, c) how the index should be constructed. The examples of domestic indexes displayed in the PPT slides illustrate the diversity of indexes in use. The Wilshire, being the broadest of the indexes, captures the overall domestic market. The DJIA captures the returns from the 'bluest of blue chips' or a sample of very large well-known firms. The sample of domestic indexes also fit well with discussion of uses of the index. If the index will be used to assess the performance of a manager that invests in Small-Cap firms, the DJIA would not be as appropriate a benchmark as the NASDAQ Composite.

The creator of an index must decide how to weight the securities included in the index. Price-weighted indexes use the stock's price as the weight for that security. Price-weighted averages are probably the poorest form of index because high price stocks have a bigger weight in the index (there is no theoretical reason for this) and stock splits arbitrarily reduce that weight. The other choices are market-value weighted (most common) and equal-value weighted. Which of these two is better depends on your objectives. In a value-weighted index the amount invested in each stock in the index is proportional to the market value of the firm. The market value of the firm is the weight for each stock. Changes in the value of larger firms affect the index more than changes in the value of the stock of a firm with smaller market capitalization. Value-weighted indexes are more common and are probably a better indicator of the overall change in stocks' value. The theoretical market portfolio of all risky assets is value weighted. In constructing an equal-weighted index, an equal amount of money is assumed to be invested in each stock. Changes in the value of small firm and large firm stocks affect the index value identically. While not as commonly used in many published indexes, the equal-weighted method is commonly used in research. This method is important in describing results of empirical examinations on market efficiency discussed in later chapters. Also if an investor actually does put equal dollar amounts into various stocks then an equal-weighted index is probably the better benchmark. The PPT slides contain sample calculations of price-weighted, value-weighted and equal-weighted indexes for a simple three-stock index.

5. Derivative Securities

PPT 2-42 through PPT 2-48

Listed call options are explained and illustrated on slides 41 through 49. Calls and puts are defined and Text Figure 2.10 is used to illustrate option quotes and very basic option positions. The effect of exercise price and time to expiration on a call and a put are illustrated with this figure. A very basic definition of a futures contract is provided on PPT slide 45. Figure 2.11 is used to illustrate how to read a futures price quote for a corn futures contract.

Copyright © 2019 McGraw-Hill Education. All rights reserved. No reproduction or distribution without the prior written consent of McGraw-Hill Education.

Essentials of Investments 11th edition Bodie Solutions Manual

Expiration	Strike	Call	Put
May 12, 2017	135	7.63	1.17
May 12, 2017	140	3.80	2.71
May 12, 2017	145	1.61	5.60
June 16, 2017	135	8.05	2.07
June 16, 2017	140	4.80	3.90
June 16, 2017	145	2.50	6.65

FIGURE 2.10

Option prices on Apple (AAPL), April 18, 2017

Note: Apple stock price on April 18, 2017 was $141.20.

Source: Compiled from data downloaded from Nasdaq, **www.nasdaq.com**.

The main point to emphasize in the option and futures discussion is that futures entail a commitment to a future purchase or sale whereas options give the holder the right to buy (with a call) or sell (with a put) the underlying commodity. The instructor should be aware that options and futures markets are highly competitive. On the whole many futures markets are cheaper and more liquid than options markets. The "right" associated with the option is more expensive.

Copyright © 2019 McGraw-Hill Education. All rights reserved. No reproduction or distribution without the prior written consent of McGraw-Hill Education.

Essentials of Investments 11th edition Bodie Solutions Manual

Chapter 3: Buying on Margin

1. *Suppose you buy 100 shares of stock initially selling for $50, borrowing 25% of the necessary funds from your broker, i.e. the initial margin on your purchase is 25%. You pay an interest rate of 8% on margin loans.*
   a. *How much of your own money do you invest? How much do you borrow from your broker?*

      Initial Investment: $\$50 \times 100 \text{ shares} = \$5,000$

      Borrowed Funds: $\$5,000 \times .25 = \$1,250$

      Own Money Invested: $\$5,000 \times .75 = \$3,750$

      Initial Margin = 25% $\rightarrow$ Initial Equity Position = 75%

      [Change cells : $A4 = 3750; B6 = 50; B10 = 75\%; B13 = 8\%$]

   b. *What will you be your rate of return for the following stock prices at the end of a 1-year holding period?*

      To change the holding period to 1 year (12 months):

      [Change cells : $B14 = 12$]

      i. *$40*

         [Observe Cell: E9]

         The rate of return is -28.00%.

      ii. *$50*

         [Observe Cell: E11]

         The rate of return is -1.33%.

      iii. *$60*

         [Observe Cell: E13]

         The rate of return is 25.33%.

Essentials of Investments 11th edition Bodie Solutions Manual

2. *Repeat question 1 assuming your initial margin was 50%. How does margin affect the risk and return of your position?*

Change the initial equity invested ($2,500) and the initial equity percentage (50%):

$$[\text{Change cells}: B4 = 2500; B10 = 50\%]$$

The new returns at the following price levels:

i. *$40*

[Observe Cell: E9]

The rate of return is -46.00%.

ii. *$50*

[Observe Cell: E11]

The rate of return is -6.00%.

iii. *$60*

[Observe Cell: E13]

The rate of return is 34.00%.

Increasing the margin (25% to 50%) increases the risk and the amplitude of the returns (positives become more positive: 25.33% to 34.00%; negatives become more negative -28.00% to -46.00%).

Chapter 3: Short Sales

1. *Suppose you sell short 100 shares share of stock initially selling for $100 a share. Your initial margin requirement is 50% of the value of the stock sold. You receive no interest on the funds placed in your margin account.*

   a. *How much do you need to contribute to your margin account?*

   Initial Short: $\$100 \times 100 \text{ shares} = \$10,000$

   Initial Investment (in margin account): $\$10,000 \times .5 = \$5,000$

   [Change Cells: $B4 = 5000; B5 = 100; B9 = 50\%$]

   b. *What will be your rate of return for the following stock prices at the end of a 1-year holding period? Assume the stock pays no dividends.*

   Set dividends to $0.00

   [Change Cells: $B8 = 0$]

   (i) $90

   [Observe Cells: $B13$]

   The holding period return is 20.00%.

   (ii) $100

   [Observe Cells: $B12$]

   The holding period return is 0.00%.

   (iii) $110

   [Observe Cells: $B11$]

   The holding period return is -20.00%.

2. *Repeat question 1 but now assume that the stock pays dividends of $2 per share at year-end. What is the relationship between the total rate of return on the stock and the return to your short position?*

   Set dividends to $2.00

Essentials of Investments 11th edition Bodie Solutions Manual

[Change Cells: $B8 = 2$]

(i) *$90*

[Observe Cells: $B13$]

The holding period return is 16.00%.

(ii) *$100*

[Observe Cells: $B12$]

The holding period return is -4.00%.

(iii) *$110*

[Observe Cells: $B11$]

The holding period return is -24.00%.

Since the stock is shorted, the effect of the $2.00 dividend is negative with respect to the total rate of return.

Chapter

2

Asset Classes and Financial Instruments

Bodie, Kane, and Marcus

Essentials of Investments

Eleventh Edition

Essentials of Investments 11th edition Bodie Solutions Manual

2.1 Asset Classes

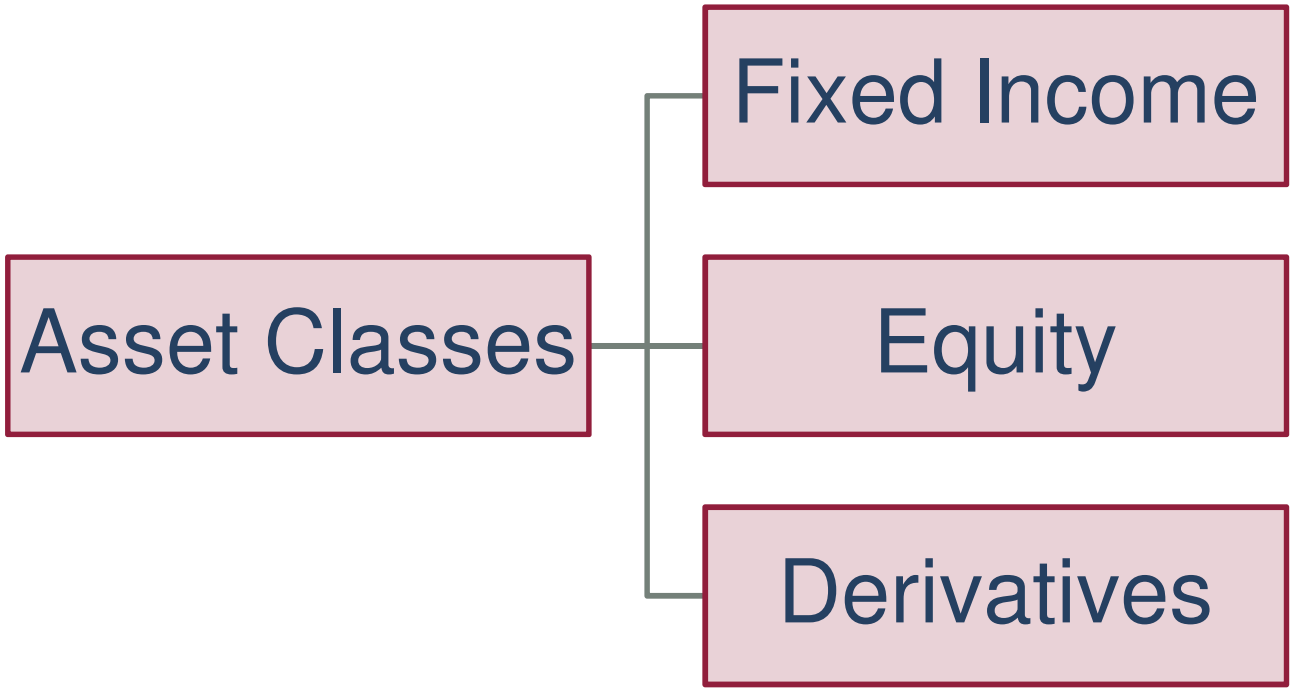

Copyright © 2018 McGraw-Hill Education. All rights reserved. No reproduction or distribution without the prior written consent of McGraw-Hill Education.

2.1 Fixed Income: Money Markets

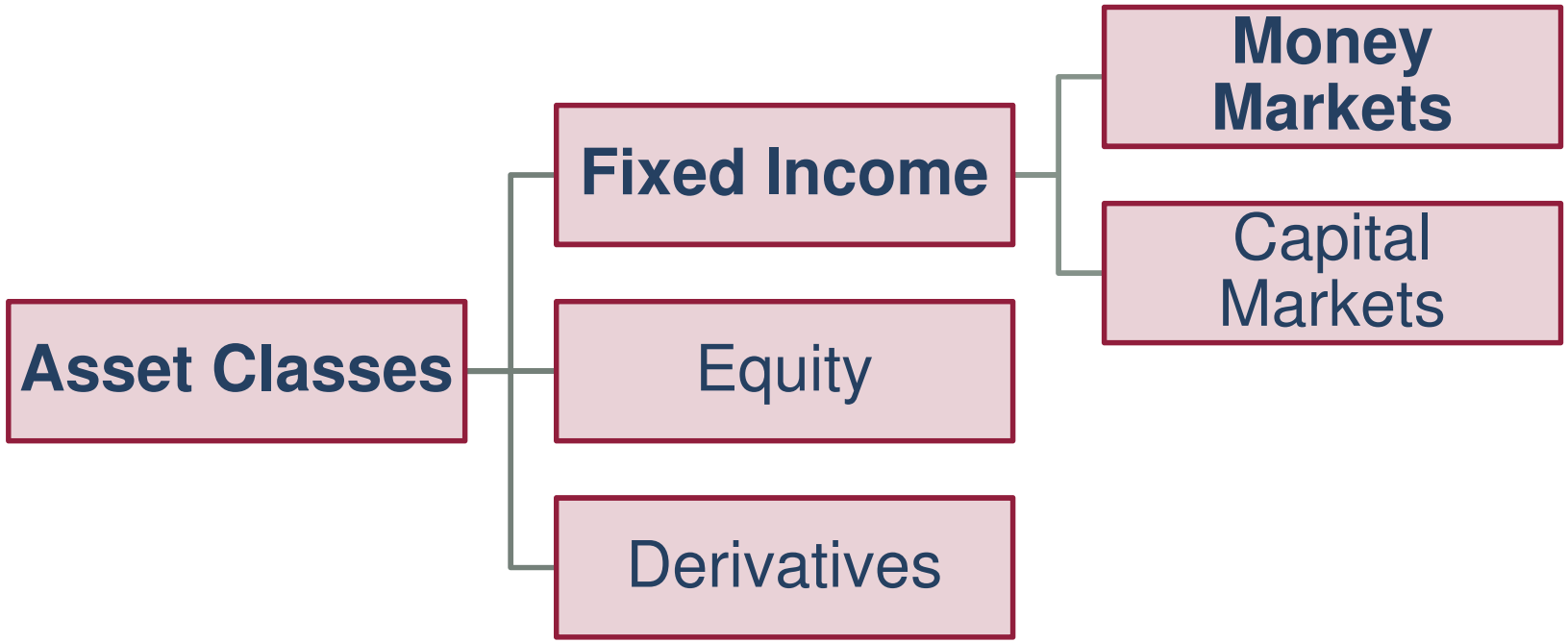

Copyright © 2018 McGraw-Hill Education. All rights reserved. No reproduction or distribution without the prior written consent of McGraw-Hill Education.
Essentials of Investments 11th edition Bodie Solutions Manual

2.1 The Money Market

- Subsector of the fixed-income market
  - Short-term
  - Liquid
  - Low risk
  - Often have large denominations

Copyright © 2018 McGraw-Hill Education. All rights reserved. No reproduction or distribution without the prior written consent of McGraw-Hill Education.
Essentials of Investments 11th edition Bodie Solutions Manual

2.1 The Money Market: Treasury Bills

	Treasury Bills
Issuer:	Federal Government
Denomination:	Commonly $10,000; $1,000
Maturity:	4, 13, 26 or 52 Weeks
Liquidity:	High
Default Risk:	None
Interest Type:	Discount
Taxation:	Owed: Federal; Exempt: State, Local

Copyright © 2018 McGraw-Hill Education. All rights reserved. No reproduction or distribution without the prior written consent of McGraw-Hill Education.
Essentials of Investments 11th edition Bodie Solutions Manual

2.1 The Money Market: Treasury Bills

FIGURE 2.1

Treasury bill listings

Source: *Wall Street Journal Online*, April 18, 2017.

MATURITY	DAYS TO MATURITY	BID	ASKED	CHG	ASKED YIELD
June 8, 2017	51	0.730	0.720	unch.	0.731
August 17, 2017	121	0.793	0.783	−0.010	0.795
October 12, 2017	177	0.905	0.895	−0.028	0.911
December 7, 2017	233	0.928	0.918	−0.023	0.936
March 29, 2018	345	0.988	0.978	−0.020	1.000

Copyright © 2018 McGraw-Hill Education. All rights reserved. No reproduction or distribution without the prior written consent of McGraw-Hill Education.

Essentials of Investments 11th edition Bodie Solutions Manual

2.1 The Money Market: Treasury Bills

- Bank Discount Rate (T-bill quotes)

$$r_{BD} = \frac{\$10{,}000 - P}{\$10{,}000} \times \frac{360}{n}$$

$10,000 = Par

r_{BD} = bank discount rate

P = market price of the T-bill

n = number of days to maturity

- Example: 90-day T-bill, $P = \$9{,}875$

$$r_{BD} = \frac{\$10{,}000 - \$9{,}875}{\$10{,}000} \times \frac{360}{90} = 5\%$$

Copyright © 2018 McGraw-Hill Education. All rights reserved. No reproduction or distribution without the prior written consent of McGraw-Hill Education.

2.1 The Money Market: Certificates of Deposit (CDs)

	Certificates of Deposit
Issuer:	Depository Institutions
Denomination:	Any, $100,000 or more marketable
Maturity:	Varies, Typically 14-day Minimum
Liquidity:	High for CDs <3 months, if marketable
Default Risk:	First $250,000 FDIC insured
Interest Type:	Add on
Taxation:	Owed: Federal, State, Local

Copyright © 2018 McGraw-Hill Education. All rights reserved. No reproduction or distribution without the prior written consent of McGraw-Hill Education.
Essentials of Investments 11th edition Bodie Solutions Manual

Figure 2.2 Spreads on CDs and Treasury Bills

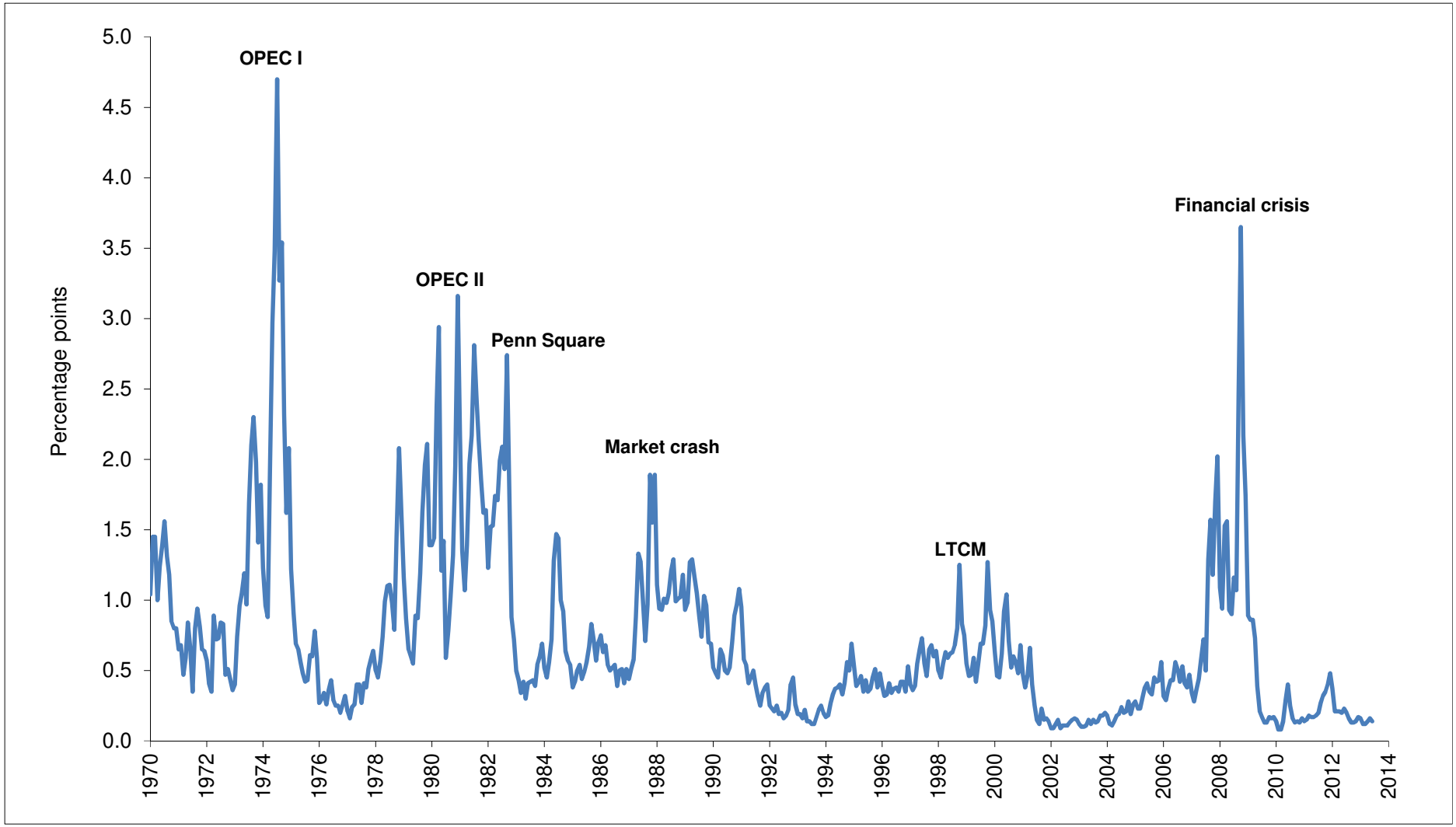

Copyright © 2018 McGraw-Hill Education. All rights reserved. No reproduction or distribution without the prior written consent of McGraw-Hill Education.

2.1 The Money Market: Commercial Paper

	Certificates of Deposit
Issuer:	Large creditworthy corps.; financial institutions
Denomination:	Minimum $100,000
Maturity:	Maximum 270 days, usually 1-2 months
Liquidity:	CP < 3 months liquid if marketable
Default Risk:	Unsecured, rated, mostly high quality
Interest Type:	Discount
Taxation:	Owed: Federal, State, Local

- New Innovation: Asset-backed commercial paper

Copyright © 2018 McGraw-Hill Education. All rights reserved. No reproduction or distribution without the prior written consent of McGraw-Hill Education.
Essentials of Investments 11th edition Bodie Solutions Manual

2.1 The Money Market: Instruments

- Bankers' Acceptances
  - Purchaser authorizes a bank to pay a seller for goods at later date (time draft)
  - When purchaser's bank "accepts" draft, it becomes contingent liability of the bank (and marketable)

- Eurodollars
  - Dollar-denominated time deposits held outside U.S.
  - Pay higher interest rate than U.S. deposits

Copyright © 2018 McGraw-Hill Education. All rights reserved. No reproduction or distribution without the prior written consent of McGraw-Hill Education.
Essentials of Investments 11th edition Bodie Solutions Manual

2.1 The Money Market: Instruments

- Federal Funds
  - Trading in reserves held at the Federal Reserve *
  - Key interest rate for economy

- LIBOR (London Interbank Offer Rate)
  - Rate at which large banks in London (and elsewhere) lend to each other
  - Base rate for many loans and derivatives

* Depository institutions must maintain deposits with Federal Reserve Bank

Copyright © 2018 McGraw-Hill Education. All rights reserved. No reproduction or distribution without the prior written consent of McGraw-Hill Education.

2.1 The Money Market: Repurchase Agreements

- Repurchase Agreements (RPs)
  - Short-term sale of securities + promise to repurchase at higher price
  - RP is a collateralized loan
  - Many RPs are overnight
  - “Term” RPs may have a 1-month maturity

- Reverse RPs
  - Lending money; obtaining security title as collateral
  - “Haircuts” may be required

Copyright © 2018 McGraw-Hill Education. All rights reserved. No reproduction or distribution without the prior written consent of McGraw-Hill Education.

2.1 The Money Market: Brokers' Calls

- Brokers' Calls
  - Call money rate applies for investors buying stock on margin
  - Loan may be "called in" by broker

Copyright © 2018 McGraw-Hill Education. All rights reserved. No reproduction or distribution without the prior written consent of McGraw-Hill Education.
Essentials of Investments 11th edition Bodie Solutions Manual

2.1 The Money Market: Credit Crisis

- MMMF and the Credit Crisis of 2008
  - 2005-2008: Money market mutual funds (MMMFs) grew 88%
  - MMMFs had their own crisis in 2008: Lehman Brothers
  - Reserve Primary Fund “broke the buck”
  - Run on money market funds ensued
  - U.S. Treasury temporarily offered to insure all money funds

Copyright © 2018 McGraw-Hill Education. All rights reserved. No reproduction or distribution without the prior written consent of McGraw-Hill Education.

2.1 The Money Market: Instrument Yields

- Yields on money market instruments not always directly comparable

- Factors influencing “quoted” yields
  - Par value vs. investment value
  - 360 vs. 365 days assumed in a year (366 leap year)
  - Simple vs. compound interest

Copyright © 2018 McGraw-Hill Education. All rights reserved. No reproduction or distribution without the prior written consent of McGraw-Hill Education.

2.1 The Money Market: Bond Equivalent Yield

- Bond Equivalent Yield
  - Can’t compare T-bill directly to bond
    - 360 vs. 365 days
    - Return is figured in par vs. price paid
  - Adjust bank discount rate to make it comparable

Copyright © 2018 McGraw-Hill Education. All rights reserved. No reproduction or distribution without the prior written consent of McGraw-Hill Education.
Essentials of Investments 11th edition Bodie Solutions Manual

2.1 The Money Market: Bond Equivalent Yield

- Bond Equivalent Yield

P = price of the T-bill

n = number of days to maturity

$$r_{BD} = 5\%$$

$$r_{BEY} = \frac{10{,}000 - P}{P} \times \frac{365}{n}$$

- Example Using Sample T-Bill

$$r_{BEY} = \frac{10{,}000 - 9{,}875}{9{,}875} \times \frac{365}{90}$$

$$r_{BEY} = .0127 \times 4.0556 = .0513 = 5.13\%$$

Copyright © 2018 McGraw-Hill Education. All rights reserved. No reproduction or distribution without the prior written consent of McGraw-Hill Education.

Essentials of Investments 11th edition Bodie Solutions Manual

2.1 The Money Market: Effective Annual Yield

- Effective Annual Yield

$$r_{EAY} = \left(1 + \frac{\$10{,}000 - P}{P}\right)^{\frac{365}{n}} - 1$$

P = price of the T-bill

n = number of days to maturity

Compare:

r_{BD} = 5%

r_{BEY} = 5.13%

r_{EAY} = 5.23%

- Example Using Sample T-Bill

$$r_{EAY} = \left(1 + \frac{\$10{,}000 - \$9{,}875}{\$9{,}875}\right)^{\frac{365}{90}} - 1$$

$$r_{EAY} = 5.23\%$$

Copyright © 2018 McGraw-Hill Education. All rights reserved. No reproduction or distribution without the prior written consent of McGraw-Hill Education.

Essentials of Investments 11th edition Bodie Solutions Manual

2.1 The Money Market: Instrument Yield

Money Market Instrument	Instrument Yield
Treasury Bills	Discount
Certificates of Deposit	Bond Equivalent Yield
Commercial Paper	Discount
Bankers' Acceptances	Discount
Eurodollars	Bond Equivalent Yield
Federal Funds	Bond Equivalent Yield
Repurchase Agreements	Discount
Reverse RPs	Discount

Copyright © 2018 McGraw-Hill Education. All rights reserved. No reproduction or distribution without the prior written consent of McGraw-Hill Education.
Essentials of Investments 11th edition Bodie Solutions Manual

2.2 Fixed Income: Capital (Bond) Markets

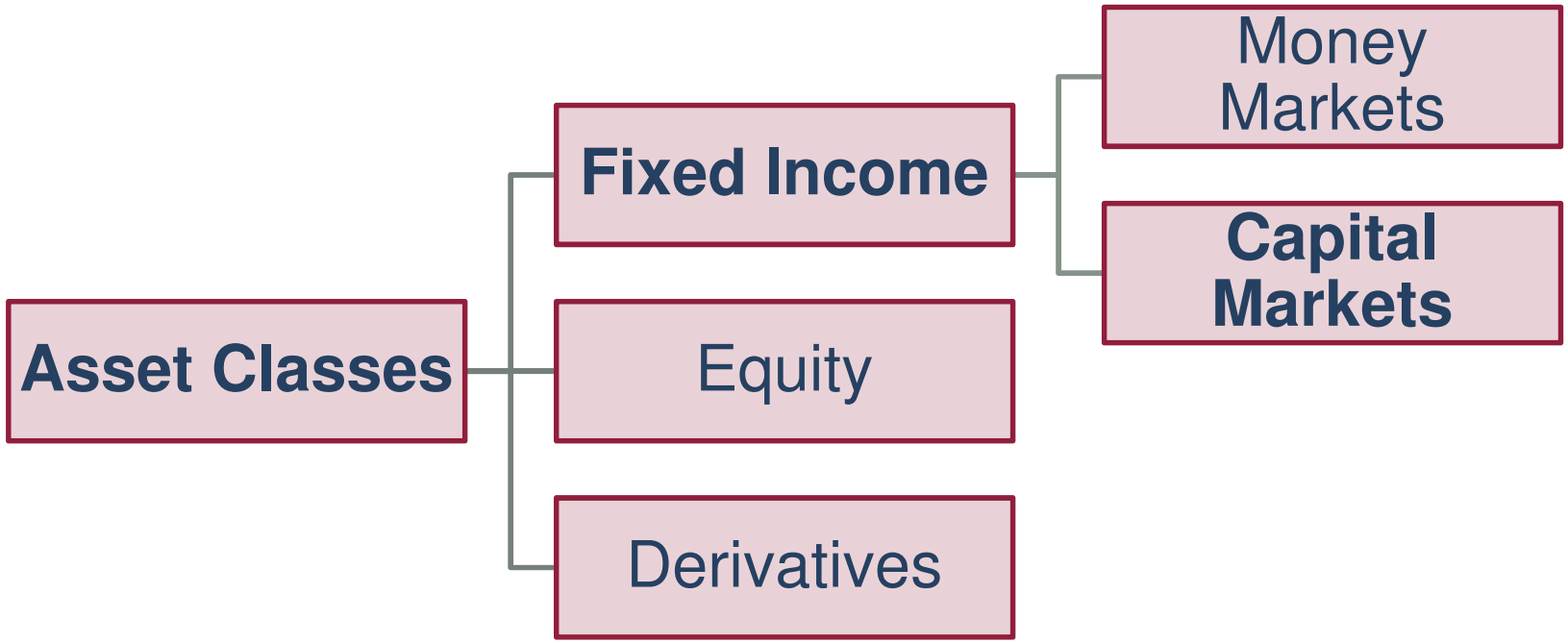

Copyright © 2018 McGraw-Hill Education. All rights reserved. No reproduction or distribution without the prior written consent of McGraw-Hill Education.
Essentials of Investments 11th edition Bodie Solutions Manual

2.2 The Bond Market

- Capital Market—Fixed-Income Instruments

- Government Issues—U.S. Treasury Bonds and Notes
  - Bonds vs. notes
  - Denomination
  - Interest type
  - Risk? Taxation?

- Treasury Inflation Protected Securities (TIPS)
  - Principal adjusted for changes in the Consumer Price Index
  - Marked with a trailing “i” in quote sheets

Copyright © 2018 McGraw-Hill Education. All rights reserved. No reproduction or distribution without the prior written consent of McGraw-Hill Education.

Figure 2.3 Listing of Treasury Issues

FIGURE 2.3

Listing of Treasury bond issues

Source: *The Wall Street Journal Online*, April 18, 2017.

Maturity	Coupon	Bid	Asked	Change	Asked yield to maturity
April 15, 2019	0.875	99.3828	99.3984	0.0547	1.182
May 31, 2020	1.500	100.3047	100.3203	0.1719	1.394
May 31, 2022	1.875	100.6797	100.6953	0.3750	1.732
February 15, 2031	5.375	136.5313	136.5938	1.1797	2.275
February 15, 2043	3.125	105.4531	105.4844	1.5313	2.824
February 15, 2047	3.000	103.1797	103.2109	1.5313	2.840

Copyright © 2018 McGraw-Hill Education. All rights reserved. No reproduction or distribution without the prior written consent of McGraw-Hill Education.

2.2 The Bond Market: Agency Issues

- Agency issues (federal government)
  - Most are home-mortgage-related: FNMA, FHLMC, GNMA, Federal Home Loan Banks
  - Risks of these securities?
    - Implied backing by the government
    - In September 2008, federal government took over FNMA and FHLMC

Copyright © 2018 McGraw-Hill Education. All rights reserved. No reproduction or distribution without the prior written consent of McGraw-Hill Education.

2.2 The Bond Market: Municipal Bonds

- Municipal bonds
  - Issuer?
  - Differ from treasuries and agencies?
    - Risk?
      - G.O. vs. revenue
      - Industrial development
    - Taxation?

$$r_{\text{tax exempt}} = r_{\text{taxable}} \text{ x } (1 - \text{Tax rate})$$

r = Interest rate

Copyright © 2018 McGraw-Hill Education. All rights reserved. No reproduction or distribution without the prior written consent of McGraw-Hill Education.

Table 2.2 Equivalent Taxable Yields

	Tax-Exempt Yield				
Marginal Tax Rate	**1%**	**2%**	**3%**	**4%**	**5%**
20%	1.25%	2.50%	3.75%	5.00%	6.25%
30	1.43	2.86	4.29	5.71	7.14
40	1.67	3.33	5.00	6.67	8.33
50	2.00	4.00	6.00	8.00	10.00

$$r_{\text{tax exempt}} = r_{\text{taxable}} \text{ x } (1 - \text{Tax rate})$$

Copyright © 2018 McGraw-Hill Education. All rights reserved. No reproduction or distribution without the prior written consent of McGraw-Hill Education.
Essentials of Investments 11th edition Bodie Solutions Manual

Figure 2.5 Yield Ratio: Tax-Exempt to Taxable Bonds

FIGURE 2.5

Ratio of yields on municipal debt to corporate Baa-rated debt

Source: www.federalreserve.gov/releases/h15/data.htm.

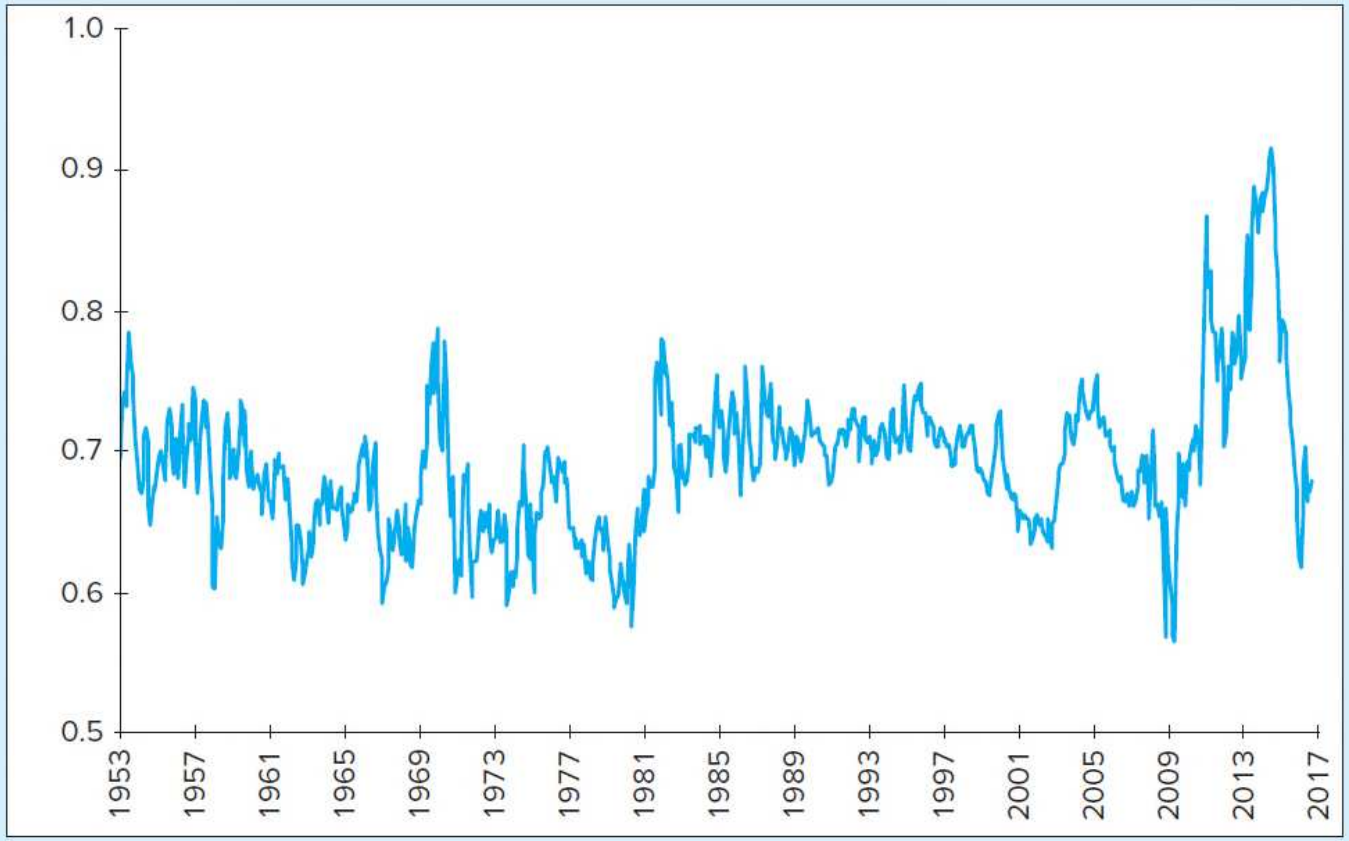

Copyright © 2018 McGraw-Hill Education. All rights reserved. No reproduction or distribution without the prior written consent of McGraw-Hill Education.

2.2 The Bond Market: Private Issue

- Corporate Bonds
  - Investment grade vs. speculative grade

- Mortgage-Backed Securities
  - Backed by pool of mortgages with “pass-through” of monthly payments; covers defaults
  - Collateral
    - Traditionally all mortgages conform, since 2006 Alt-A and subprime mortgages are included in pools
  - Private banks purchased and sold pools of subprime mortgages
  - Issuers assumed housing prices would continue to rise

Copyright © 2018 McGraw-Hill Education. All rights reserved. No reproduction or distribution without the prior written consent of McGraw-Hill Education.

Figure 2.6 Mortgage-Backed Securities Outstanding

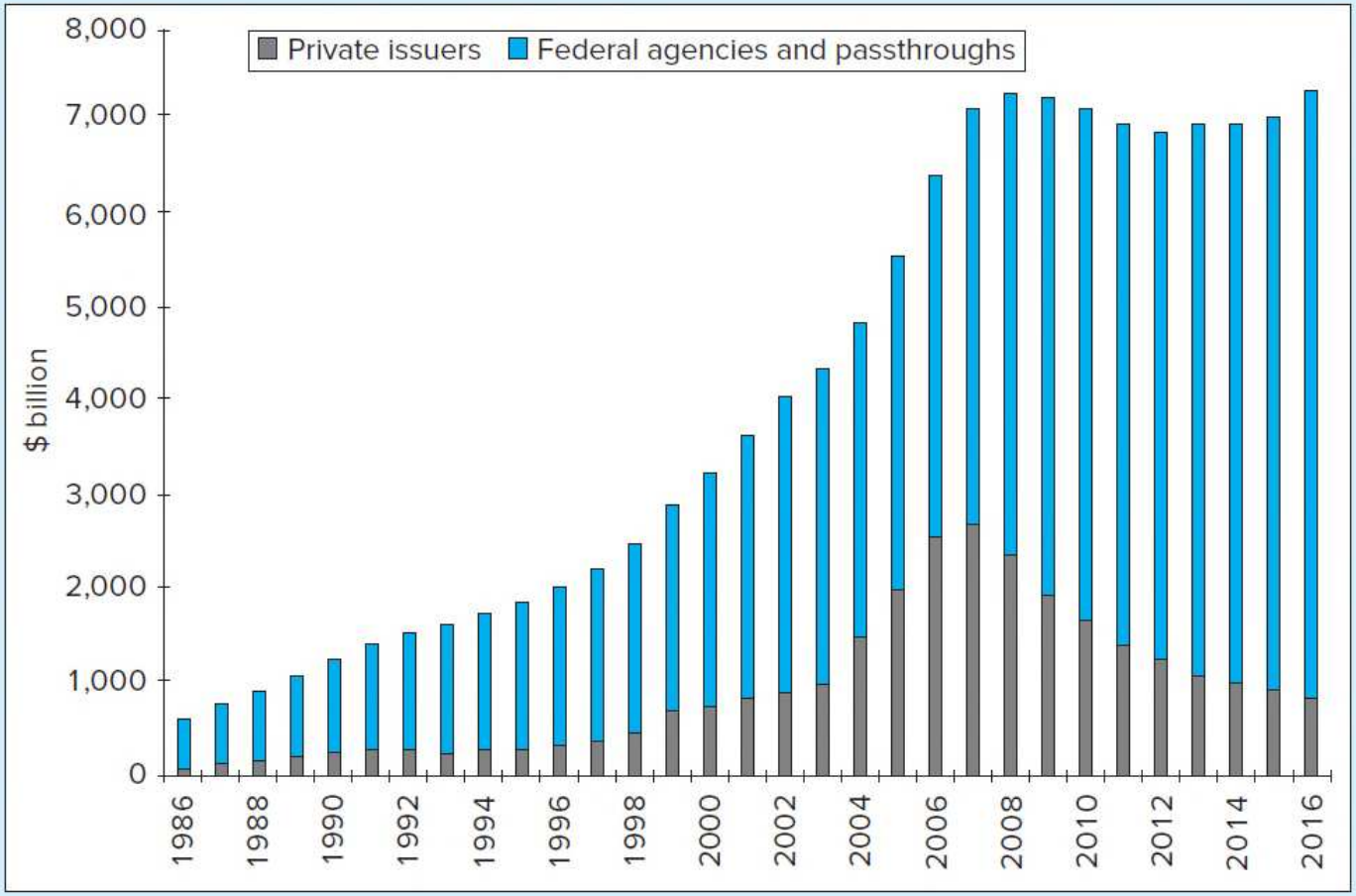

FIGURE 2.6

Mortgage-backed securities outstanding

Source: Securities Industry & Financial Markets Association, **www.sifma.org,** April 2017.

Copyright © 2018 McGraw-Hill Education. All rights reserved. No reproduction or distribution without the prior written consent of McGraw-Hill Education.

Figure 2.7 Asset-Backed Securities Outstanding

FIGURE 2.7

Asset-backed securities outstanding

Source: Securities Industry & Financial Markets Association, www.sifma.org.

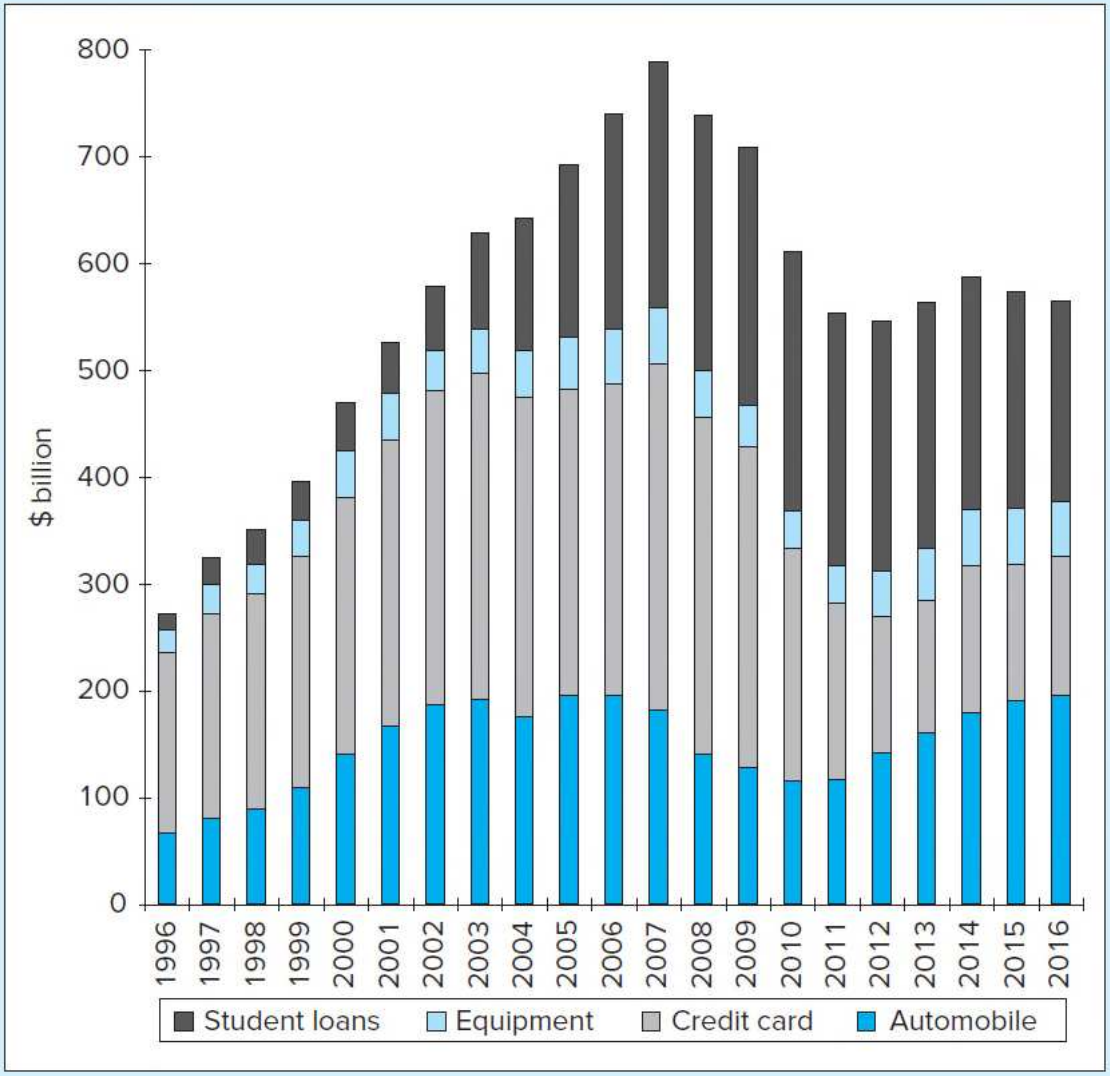

Copyright © 2018 McGraw-Hill Education. All rights reserved. No reproduction or distribution without the prior written consent of McGraw-Hill Education.

Figure 2.9 The U.S. Fixed-Income Market

FIGURE 2.9

The U.S. fixed-income market (values in $ billion)

Source: Securities Industry & Financial Markets Association, www.sifma.org, April 2017.

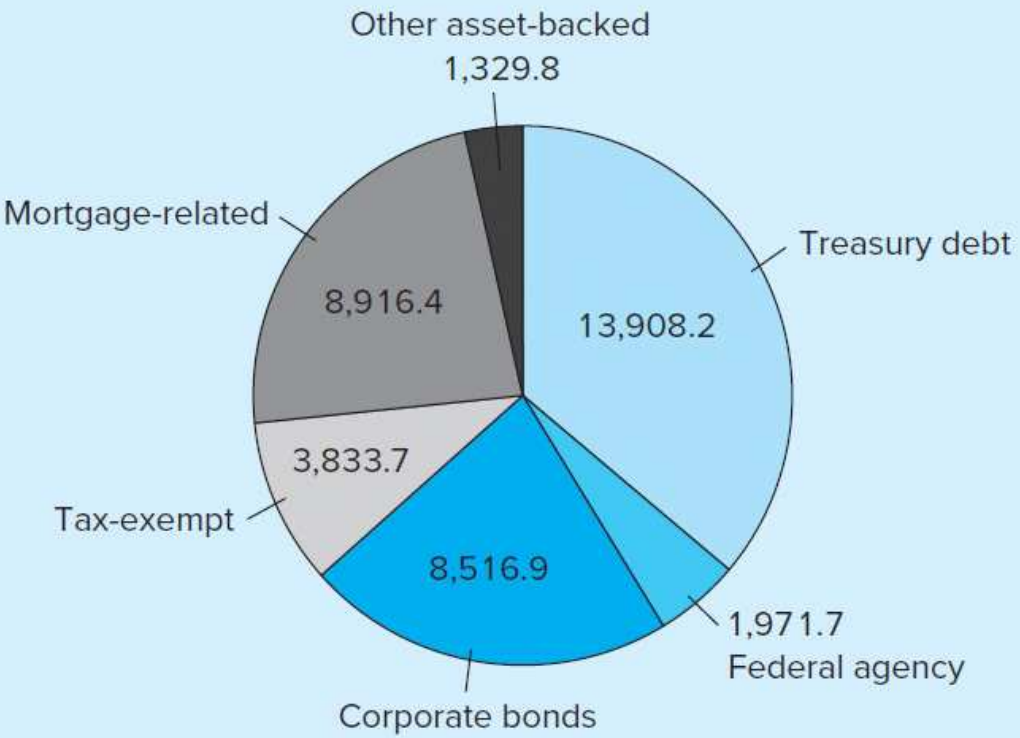

Copyright © 2018 McGraw-Hill Education. All rights reserved. No reproduction or distribution without the prior written consent of McGraw-Hill Education.

2.3 Equity

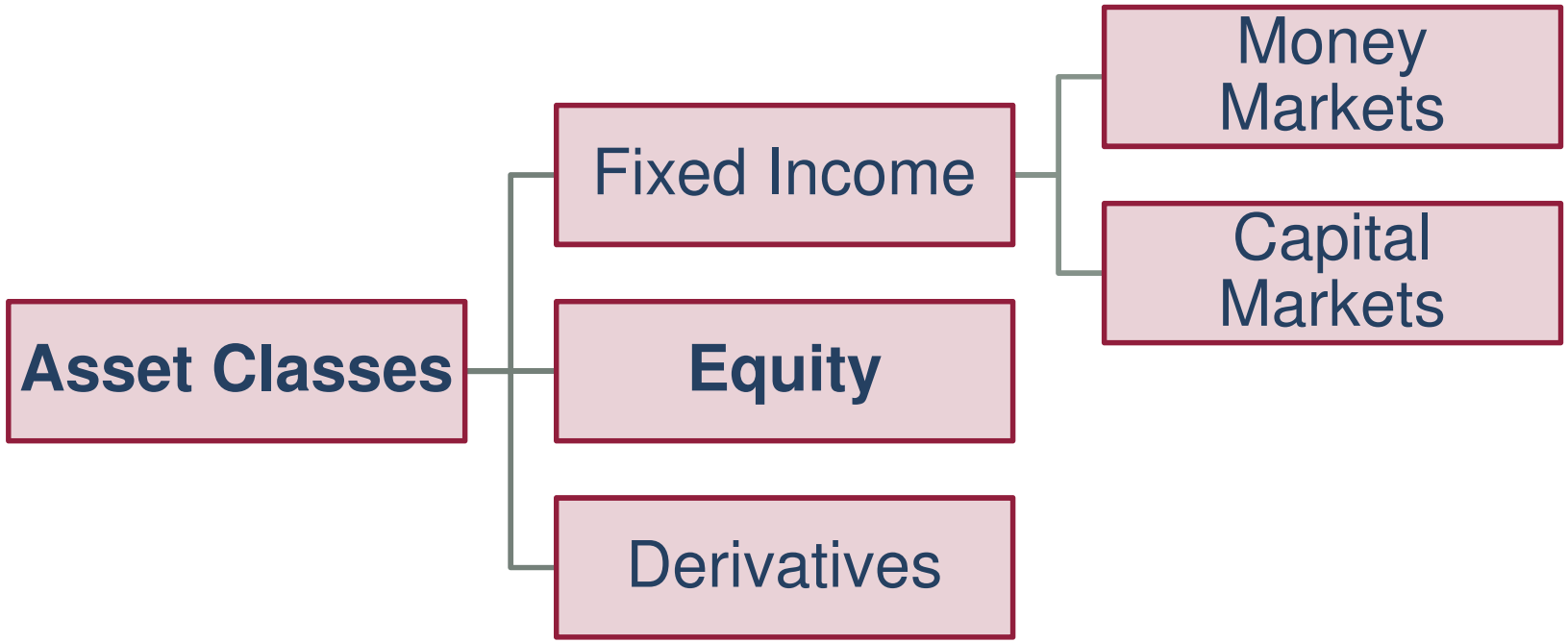

Copyright © 2018 McGraw-Hill Education. All rights reserved. No reproduction or distribution without the prior written consent of McGraw-Hill Education.
Essentials of Investments 11th edition Bodie Solutions Manual

2.3 Equity Securities: Instruments

- Depository receipts
  - American Depositary Receipts (ADRs), also called American Depositary Shares (ADSs)
  - Certificates traded in the U.S. representing ownership in foreign security

Copyright © 2018 McGraw-Hill Education. All rights reserved. No reproduction or distribution without the prior written consent of McGraw-Hill Education.
Essentials of Investments 11th edition Bodie Solutions Manual

2.3 Equity Securities: Instruments

- Equity Securities
  - Common stock
    - Residual claim
    - Limited liability
  - Preferred stock
    - Priority over common
    - Fixed dividends: Limited gains
    - Nonvoting
    - Tax treatment: Corporate tax exclusions on 70% of dividends earned

Copyright © 2018 McGraw-Hill Education. All rights reserved. No reproduction or distribution without the prior written consent of McGraw-Hill Education.

2.3 Equity Securities: Instruments

- Equity Securities
  - Common stock
    - Residual claim
    - Limited liability
  - Preferred stock
    - Priority over common
    - Fixed dividends: Limited gains
    - Nonvoting
    - Tax treatment: Corporate tax exclusions on 70% of dividends earned

Copyright © 2018 McGraw-Hill Education. All rights reserved. No reproduction or distribution without the prior written consent of McGraw-Hill Education.

2.3 Equity Securities: Returns

- Capital gains and dividend yields
  - Buy a share of stock for $50, hold for 1 year, collect $1 dividend, and sell stock for $54 What were dividend yield, capital gain yield, and total return?

$$\text{Total Return} = \frac{P_{Sell} - P_{Buy} + Div}{P_{Buy}} = \frac{\$54 - 50 + 1}{\$50} = 10\%$$

$$\text{Dividend Yield} = \frac{Div}{P_{Buy}} = \frac{\$1}{\$50} = 2\%$$

$$\text{Capital Gains Yield} = \frac{P_{Sell} - P_{Buy}}{P_{Buy}} = \frac{\$54 - 50}{\$50} = 8\%$$

Copyright © 2018 McGraw-Hill Education. All rights reserved. No reproduction or distribution without the prior written consent of McGraw-Hill Education.
Essentials of Investments 11th edition Bodie Solutions Manual

Figure 2.8 Listing of stocks traded on NYSE

FIGURE 2.8

Listing of stocks traded on the New York Stock Exchange

Source: *The Wall Street Journal Online*, May 5, 2017.

G	Symbol	Close	Net Chg	Vol	52-Week High	52-Week Low	Div	Yield	PE	YTD % Chg
Game Stop CIA	GME	23.57	−0.40	1,440,828	32.67	20.10	1.52	6.45	6.87	−6.69
Gannett	GCI	8.40	−0.45	824,448	16.48	7.30	0.64	7.62	23.33	−13.49
Gap	GPS	25.70	−0.41	3,705,292	30.74	17.00	0.92	3.58	15.21	14.53
GasLog Partners	GLOP	23.00	−0.65	310,485	25.20	17.26	2.00	8.70	9.75	11.92
GATX	GATX	59.19	−0.32	342,362	64.46	40.66	1.68	2.84	9.77	−3.88
GCP Applied Technologies	GCP	33.70	...	433,531	34.05	22.06	...	...	33.37	25.98
Genco Shipping & Trading	GNK	9.71	−0.64	200,018	14.99	3.62	...	...	...dd	31.57
General Cable	BGC	18.55	0.90	745,461	20.80	11.65	0.72	3.88	...dd	−2.62
General Dynamics	GD	194.55	0.37	1,085,423	196.97	132.68	3.36	1.73	20.03	12.68
General Electric	GE	29.20	−0.03	19,159,156	33.00	28.19	0.96	3.29	27.21	−7.59

Copyright © 2018 McGraw-Hill Education. All rights reserved. No reproduction or distribution without the prior written consent of McGraw-Hill Education.

2.4 Stock and Bond Market Indexes

- Uses
  - Track average returns
  - Compare performance of managers
  - Base of derivatives
- Factors in constructing/using index
  - Representative?
  - Broad/narrow?
  - How is it constructed?

Copyright © 2018 McGraw-Hill Education. All rights reserved. No reproduction or distribution without the prior written consent of McGraw-Hill Education.

2.4 Stock and Bond Market Indexes

- Constructing Market Indexes
  - Weighting schemes
    - Price-weighted average:
      - Add prices and divide by “divisor”
    - Market value-weighted index:
      - Return = weighted average of returns of each security proportional to market value
    - Equally weighted index:
      - Computed from simple average of returns

Copyright © 2018 McGraw-Hill Education. All rights reserved. No reproduction or distribution without the prior written consent of McGraw-Hill Education.
Essentials of Investments 11th edition Bodie Solutions Manual

2.4 Stock and Bond Market Indexes

- Construction of Indexes
  - How are stocks weighted?
    - Price weighted (DJIA)
    - Market value weighted (S&P 500, NASDAQ)
    - Equally weighted (Value Line Index)
  - How much money do you put in each stock in the index?

Copyright © 2018 McGraw-Hill Education. All rights reserved. No reproduction or distribution without the prior written consent of McGraw-Hill Education.

2.4 Stock and Bond Market Indexes

- Construction of Indexes
  - How are stocks weighted?
    - Price weighted (DJIA)
    - Market value weighted (S&P 500, NASDAQ)
    - Equally weighted (Value Line Index)
  - How much money do you put in each stock in the index?

Copyright © 2018 McGraw-Hill Education. All rights reserved. No reproduction or distribution without the prior written consent of McGraw-Hill Education.

2.5 Derivative Markets

- Derivative Asset/Contingent Claim
  - Security with payoff that depends on the price of other securities
- Call Option
  - Right to buy an asset at a specified price on or before a specified expiration date
- Put Option
  - Right to sell an asset at a specified exercise price on or before a specified expiration date

Copyright © 2018 McGraw-Hill Education. All rights reserved. No reproduction or distribution without the prior written consent of McGraw-Hill Education.

Figure 2.10 Stock Options on Apple

Expiration	Strike	Call	Put
May 12, 2017	135	7.63	1.17
May 12, 2017	140	3.80	2.71
May 12, 2017	145	1.61	5.60
June 16, 2017	135	8.05	2.07
June 16, 2017	140	4.80	3.90
June 16, 2017	145	2.50	6.65

FIGURE 2.10

Option prices on Apple (AAPL), April 18, 2017

Note: Apple stock price on April 18, 2017 was $141.20.

Source: Compiled from data downloaded from Nasdaq, **www.nasdaq.com**.

Copyright © 2018 McGraw-Hill Education. All rights reserved. No reproduction or distribution without the prior written consent of McGraw-Hill Education.

2.5 Derivative Markets: Call Option

- Call Options on Apple
  - The right to buy 100 shares at a strike price of $135 using the May contract costs:

$$\text{Cost}_{Call} = 100 \times \$7.63 = \$763$$

  - Is this contract "in the money"?
  - When should you buy this contract?
  - When should you write it?

Copyright © 2018 McGraw-Hill Education. All rights reserved. No reproduction or distribution without the prior written consent of McGraw-Hill Education.

2.5 Derivative Markets: Put Option

- Put Options on Apple
  - The right to buy 100 shares at a strike price of $135 using the May contract costs:

$$\text{Cost}_{Put} = 100 \times \$1.17 = \$117$$

  - Is this contract "in the money?"
  - Why do the two option prices (Call and Put) differ?

Copyright © 2018 McGraw-Hill Education. All rights reserved. No reproduction or distribution without the prior written consent of McGraw-Hill Education.

2.5 Derivative Markets

- Futures Contracts
  - Purchaser (long) buys specified quantity at contract expiration for set price
  - Contract seller (short) delivers underlying commodity at contract expiration for agreed-upon price

Copyright © 2018 McGraw-Hill Education. All rights reserved. No reproduction or distribution without the prior written consent of McGraw-Hill Education.
Essentials of Investments 11th edition Bodie Solutions Manual

Figure 2.11 Futures Contracts

FIGURE 2.11

Corn futures prices on the Chicago Mercantile Exchange, April 18, 2017

Source: www.cmegroup.com, April 18, 2017.

MATURITY	LAST	CHG	HIGH	LOW
May '17	3.6125	–0.0525	3.6800	3.6075
Jul '17	3.6775	–0.0550	3.7450	3.6725
Sep '17	3.7525	–0.0475	3.8125	3.7475
Dec '17	3.8575	–0.0450	3.9150	3.8525
Mar '18	3.9575	–0.0400	4.0025	3.9475

Copyright © 2018 McGraw-Hill Education. All rights reserved. No reproduction or distribution without the prior written consent of McGraw-Hill Education.

2.5 Derivative Markets

- Options
  - Basic Positions
    - Call (Buy/Sell?)
    - Put (Buy/Sell?)
  - Terms
    - Exercise price
    - Expiration date

- Futures
  - Basic Positions
    - Long (Buy/Sell?)
    - Short (Buy/Sell?)
  - Terms
    - Delivery date
    - Deliverable item

Copyright © 2018 McGraw-Hill Education. All rights reserved. No reproduction or distribution without the prior written consent of McGraw-Hill Education.