Macroeconomics 22nd edition McConnell Test Bank

SKU: 9781264112456-TEST-BANK

Macroeconomics 22nd edition McConnell Test Bank

Macroeconomics 22nd Edition by McConnell CH01

ANSWERS ARE LOCATED IN THE SECOND PART OF THIS DOCUMENT

MULTIPLE CHOICE - Choose the one alternative that best completes the statement or answers the question.

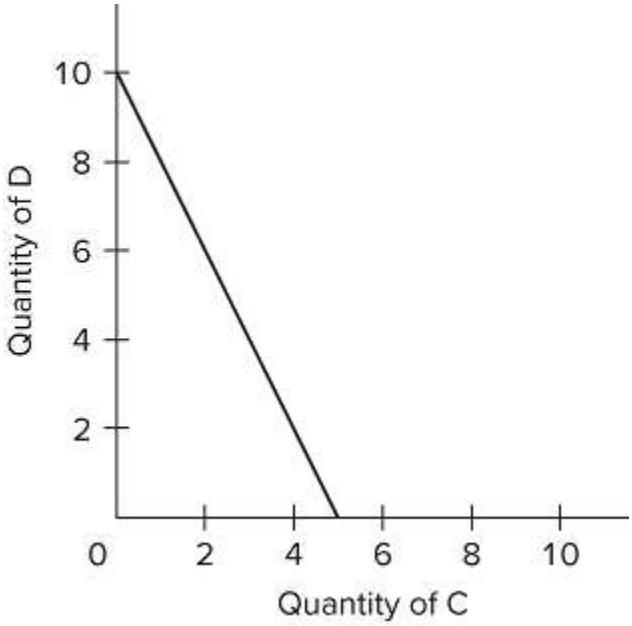

1)

Refer to the budget line shown in the diagram. If the consumer's money income is $40, the 1) _____

A) prices of C and D cannot be determined.
B) price of C is $5 and the price of D is $10.
C) consumer can obtain a combination of 5 units of both C and D.
D) price of C is $8 and the price of D is $4.

Question Details
AACSB : Reflective Thinking
Accessibility : Keyboard Navigation
Test Bank : I
Bloom's : Understand
Difficulty : 02 Medium
Learning Objective : 01-04 Explain the individuals economizing problem and illustrate trade-offs, opp
Topic : Individuals Economizing Problem
Accessibility : Screen Reader Compatible

Macroeconomics 22nd edition McConnell Test Bank

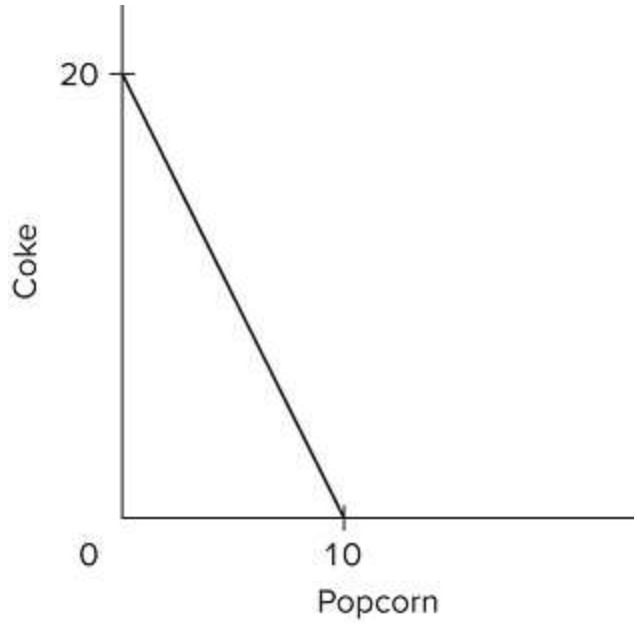

2) Suppose you have a money income of $10, all of which you spend on Coke and popcorn. In the diagram, the prices of Coke and popcorn, respectively, are

2) _____

A) $0.50 and $1.00.
B) $1.00 and $0.50.
C) $1.00 and $2.00.
D) $0.40 and $0.50.

Question Details
AACSB : Reflective Thinking
Accessibility : Keyboard Navigation
Test Bank : I
Bloom's : Understand
Difficulty : 02 Medium
Learning Objective : 01-04 Explain the individuals economizing problem and illustrate trade-offs, opp
Topic : Individuals Economizing Problem
Accessibility : Screen Reader Compatible

3) Assume the price of product Y (the quantity of which is on the vertical axis) is $20 and the price of product X (the quantity of which is on the horizontal axis) is $5. Also assume that money income is $60. The absolute value of the slope of the resulting budget line is

3) _____

Macroeconomics 22nd edition McConnell Test Bank

A) 4.
B) 1/4.
C) 3.
D) 12.

Question Details
AACSB : Reflective Thinking
Accessibility : Keyboard Navigation
Test Bank : I
Difficulty : 02 Medium
Learning Objective : 01-04 Explain the individuals economizing problem and illustrate trade-offs, opp
Topic : Individuals Economizing Problem
Accessibility : Screen Reader Compatible
Bloom's : Analyze

4) Suppose that Julia receives a $30 gift card for the local coffee shop, where she only buys lattes and muffins. If the price of a latte is $3 and the price of a muffin is $2, then we can conclude that Julia

4) _____

A) should only buy muffins.
B) should only buy lattes.
C) can buy 10 lattes or 15 muffins if she chooses to buy only one of the two goods.
D) can buy 10 lattes and 15 muffins with her $30 gift card.

Question Details
AACSB : Reflective Thinking
Accessibility : Keyboard Navigation
Test Bank : I
Bloom's : Understand
Difficulty : 02 Medium
Learning Objective : 01-04 Explain the individuals economizing problem and illustrate trade-offs, opp
Topic : Individuals Economizing Problem
Accessibility : Screen Reader Compatible

Macroeconomics 22nd edition McConnell Test Bank

5) Camille is at the candy store with Grandma Mary, who offers to buy her $10 worth of candy. If lollipops are $1 each and candy bars are $2 each, what combination of candy can Camille's Grandma Mary buy her?

5) _____

A) ten lollipops and five candy bars
B) four lollipops and three candy bars
C) three lollipops and four candy bars
D) two lollipop and five candy bars

Question Details
AACSB : Reflective Thinking
Accessibility : Keyboard Navigation
Test Bank : I
Bloom's : Understand
Difficulty : 02 Medium
Learning Objective : 01-04 Explain the individuals economizing problem and illustrate trade-offs, opp
Topic : Individuals Economizing Problem
Accessibility : Screen Reader Compatible

6) Assume that a consumer has a given budget or income of $24 and that she can buy only two goods, apples or bananas. The price of an apple is $3.00 and the price of a banana is $2.00. If the consumer spent all of her budget on just apples or just bananas, how many apples or bananas maximum would she be able to buy?

6) _____

A) 12 apples or 8 bananas
B) 6 apples or 6 bananas
C) 4 apples or 6 bananas
D) 8 apples or 12 bananas

Macroeconomics 22nd edition McConnell Test Bank

Question Details
AACSB : Reflective Thinking
Accessibility : Keyboard Navigation
Learning Objective : 01-04 Explain the individuals economizing problem and illustrate trade-offs, opp
Topic : Individuals Economizing Problem
Accessibility : Screen Reader Compatible
Bloom's : Analyze
Test Bank : II
Difficulty : 03 Hard

7) Assume that a consumer has a given budget or income of $10 and that she can buy only two goods, apples or bananas. The price of an apple is $1.00 and the price of a banana is $0.50. What is the slope of the budget line if the quantity of apples were measured on the horizontal axis and bananas on the vertical axis?

7) _____

A) −0.5
B) −0.8
C) −1.6
D) −2

Question Details
AACSB : Reflective Thinking
Accessibility : Keyboard Navigation
Learning Objective : 01-04 Explain the individuals economizing problem and illustrate trade-offs, opp
Topic : Individuals Economizing Problem
Accessibility : Screen Reader Compatible
Bloom's : Analyze
Test Bank : II
Difficulty : 03 Hard

8) Assume that a consumer has a given budget or income of $12 and that she can buy only two goods, apples or bananas. The price of an apple is $1.50 and the price of a banana is $0.75. If the consumer decides to buy 4 apples, how many bananas can she also buy with the remainder of her budget, assuming she exhausts her income?

8) _____

Macroeconomics 22nd edition McConnell Test Bank

A) 8 bananas
B) 4 bananas
C) 6 bananas
D) 10 bananas

Question Details
AACSB : Reflective Thinking
Accessibility : Keyboard Navigation
Difficulty : 02 Medium
Learning Objective : 01-04 Explain the individuals economizing problem and illustrate trade-offs, opp
Topic : Individuals Economizing Problem
Accessibility : Screen Reader Compatible
Test Bank : II
Bloom's : Remember

9) Assume that a consumer has a given budget or income of $10 and that she can buy only two goods, apples or bananas. The price of an apple is $2.00 and the price of a banana is $1.00. For this consumer, the opportunity cost of buying one more apple is

9) _____

A) 0.5 of a banana.
B) 0.1 of a banana.
C) 1 banana.
D) 2 bananas.

Question Details
AACSB : Reflective Thinking
Accessibility : Keyboard Navigation
Learning Objective : 01-04 Explain the individuals economizing problem and illustrate trade-offs, opp
Topic : Individuals Economizing Problem
Accessibility : Screen Reader Compatible
Test Bank : II
Bloom's : Remember
Difficulty : 01 Easy

Macroeconomics 22nd edition McConnell Test Bank

10) Assume that a consumer has a given budget or income of $12 and that she can buy only two goods, apples or bananas. The price of an apple is $1.50 and the price of a banana is $0.75. This means that, in order to buy two bananas, this consumer must forgo

10) _____

A) 1 apple.
B) 1.5 apples.
C) 0.5 apples.
D) 0.75 apples.

Question Details
AACSB : Reflective Thinking
Accessibility : Keyboard Navigation
Learning Objective : 01-04 Explain the individuals economizing problem and illustrate trade-offs, opp
Topic : Individuals Economizing Problem
Accessibility : Screen Reader Compatible
Test Bank : II
Bloom's : Remember
Difficulty : 01 Easy

11) Answer the question on the basis of the data given in the following production possibilities table.

	Production Possibilities (Alternatives)					
	A	B	C	D	E	F
Capital Goods	5	4	3	2	1	0
Consumer Goods	0	5	9	12	14	15

Refer to the table. If the economy is producing at production alternative C, the opportunity cost of the tenth unit of consumer goods will be approximately

11) _____

A) 4 units of capital goods.
B) 2 units of capital goods.
C) 3 units of capital goods.
D) 1/3 of a unit of capital goods.

Macroeconomics 22nd edition McConnell Test Bank

Question Details
Accessibility : Keyboard Navigation
Test Bank : I
Accessibility : Screen Reader Compatible
Difficulty : 03 Hard
AACSB : Knowledge Application
Bloom's : Apply
Learning Objective : 01-06 Apply production possibilities analysis.
Topic : Production Possibilities Model

12) Answer the question on the basis of the following production possibilities table for two countries, North Cantina and South Cantina.

	North Cantina Production Possibilities					
	A	B	C	D	E	F
Capital Goods	5	4	3	2	1	0
Consumer Goods	0	10	18	24	28	30
	South CantinaProduction Possibilities					
	A	B	C	D	E	F
Capital Goods	5	4	3	2	1	0
Consumer Goods	0	8	15	21	25	27

Refer to the table. If South Cantina is producing at production alternative E, the opportunity cost of the second unit of capital goods will be

12) _____

A) 1/4 of a unit of consumer goods.
B) 1 unit of consumer goods.
C) 6 units of consumer goods.
D) 4 units of consumer goods.

Question Details
Accessibility : Keyboard Navigation
Test Bank : I
Accessibility : Screen Reader Compatible
Difficulty : 03 Hard
AACSB : Knowledge Application
Bloom's : Apply
Learning Objective : 01-06 Apply production possibilities analysis.
Topic : Production Possibilities Model

Macroeconomics 22nd edition McConnell Test Bank

13) Answer the question on the basis of the following production possibilities tables for two countries, North Cantina and South Cantina.

	North Cantina Production Possibilities					
	A	B	C	D	E	F
Capital Goods	5	4	3	2	1	0
Consumer Goods	0	10	18	24	28	30
	South CantinaProduction Possibilities					
	A	B	C	D	E	F
Capital Goods	5	4	3	2	1	0
Consumer Goods	0	8	15	21	25	27

Refer to the tables. If North Cantina is producing at production alternative A, the opportunity cost of the first unit of consumer goods will be

13) _____

A) 1/5 of a unit of capital goods.
B) 1 unit of capital goods.
C) 5 units of capital goods.
D) 1/10 of a unit of capital goods.

Question Details
Accessibility : Keyboard Navigation
Test Bank : I
Accessibility : Screen Reader Compatible
Difficulty : 03 Hard
AACSB : Knowledge Application
Bloom's : Apply
Learning Objective : 01-06 Apply production possibilities analysis.
Topic : Production Possibilities Model

Macroeconomics 22nd edition McConnell Test Bank

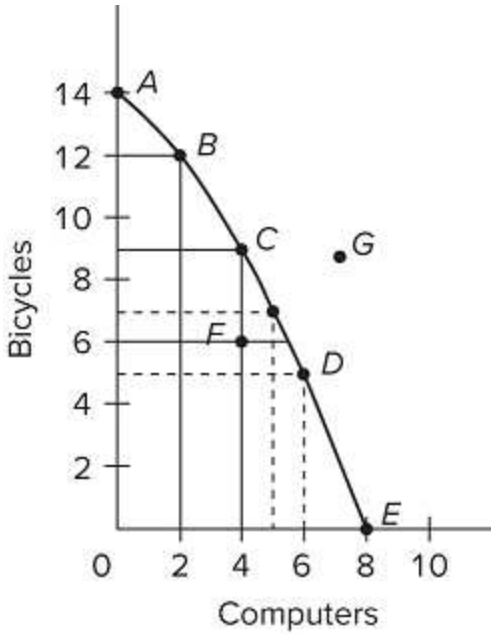

14)

Refer to the diagram. If society is currently producing 7 units of bicycles and 5 units of computers and it now decides to increase computer output to 6, the cost

14) _____

A) will be 2 units of bicycles.
B) will be 1 unit of bicycles.
C) will be zero because unemployed resources are available.
D) of doing so cannot be determined from the information given.

Question Details
Accessibility : Keyboard Navigation
Test Bank : I
Accessibility : Screen Reader Compatible
Difficulty : 03 Hard
AACSB : Knowledge Application
Bloom's : Apply
Learning Objective : 01-06 Apply production possibilities analysis.
Topic : Production Possibilities Model

Macroeconomics 22nd edition McConnell Test Bank

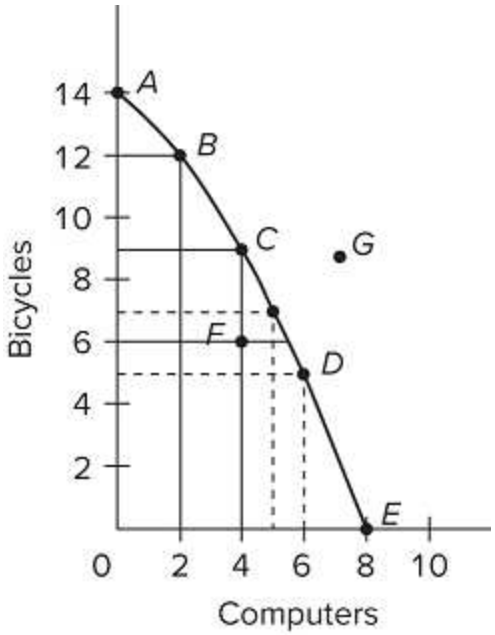

15)

Refer to the diagram. If society is currently producing the combination of bicycles and computers shown by point E, the production of 5 more units of bicycles

15) _____

A) cannot be achieved because resources are fully employed.
B) will cost 2 units of computers.
C) will cost 8 units of computers.
D) will cause some resources to become unemployed.

Question Details
Accessibility : Keyboard Navigation
Test Bank : I
Accessibility : Screen Reader Compatible
Difficulty : 03 Hard
AACSB : Knowledge Application
Bloom's : Apply
Learning Objective : 01-06 Apply production possibilities analysis.
Topic : Production Possibilities Model

16) A nation can produce two products: steel and wheat. The table below is the nation's production possibilities schedule.

Production Possibilities						
Product	A	B	C	D	E	F

Macroeconomics 22nd edition McConnell Test Bank

Steel	0	1	2	3	4	5
Wheat	100	90	75	55	30	0

The *marginal* opportunity cost of the fourth unit of steel is

16) _____

A) 7.5 units of wheat.
B) 30 units of wheat.
C) 25 units of wheat.
D) 70 units of wheat.

Question Details
Accessibility : Keyboard Navigation
Accessibility : Screen Reader Compatible
Test Bank : II
Difficulty : 03 Hard
AACSB : Knowledge Application
Bloom's : Apply
Learning Objective : 01-06 Apply production possibilities analysis.
Topic : Production Possibilities Model

17) A nation can produce two products: steel and wheat. The table below is the nation's production possibilities schedule.

Production Possibilities						
Product	A	B	C	D	E	F
Steel	0	1	2	3	4	5
Wheat	100	90	75	55	30	0

The opportunity cost of producing the 56th unit of wheat is approximately

17) _____

A) 20 units of steel.
B) 0 units of steel.
C) 1 unit of steel.
D) 1/20 of a unit of steel.

Macroeconomics 22nd edition McConnell Test Bank

Question Details
Accessibility : Keyboard Navigation
Accessibility : Screen Reader Compatible
Test Bank : II
Difficulty : 03 Hard
AACSB : Knowledge Application
Bloom's : Apply
Learning Objective : 01-06 Apply production possibilities analysis.
Topic : Production Possibilities Model

18) A nation can produce two products: tanks and autos. The table below is the nation's production possibilities schedule.

Production Possibilities						
Product	**A**	**B**	**C**	**D**	**E**	**F**
Tanks	0	1	2	3	4	5
Autos	1,000	950	850	650	350	0

In moving from combination B to A, the opportunity cost of producing 50 more autos is

18) _____

A) 1 units of tanks.
B) 1 unit of tanks.
C) 950 units of autos.
D) 1,950 units of autos.

Question Details
Accessibility : Keyboard Navigation
Difficulty : 02 Medium
Accessibility : Screen Reader Compatible
Test Bank : II
AACSB : Knowledge Application
Bloom's : Apply
Learning Objective : 01-06 Apply production possibilities analysis.
Topic : Production Possibilities Model

19) A nation can produce two products: tanks and autos. The table below is the nation's production possibilities schedule.

Production Possibilities						
Product	**A**	**B**	**C**	**D**	**E**	**F**

Macroeconomics 22nd edition McConnell Test Bank

Tanks	0	1	2	3	4	5
Autos	1,000	950	850	650	350	0

The *total* opportunity cost of five unit(s) of tanks is

19) _____

A) 0 units of autos.
B) 1,000 units of autos.
C) 350 units of autos.
D) 200 units of autos.

Question Details
Accessibility : Keyboard Navigation
Difficulty : 02 Medium
Accessibility : Screen Reader Compatible
Test Bank : II
AACSB : Knowledge Application
Bloom's : Apply
Learning Objective : 01-06 Apply production possibilities analysis.
Topic : Production Possibilities Model

20) A nation can produce two products: tanks and autos. The table below is the nation's production possibilities schedule.

Production Possibilities						
Product	A	B	C	D	E	F
Tanks	0	1	2	3	4	5
Autos	1,000	950	850	650	350	0

The *marginal* opportunity cost of the fourth unit of tanks is

20) _____

A) 3 units of tanks.
B) 300 units of autos.
C) 350 units of autos.
D) 650 units of autos.

Macroeconomics 22nd edition McConnell Test Bank

Question Details
Accessibility : Keyboard Navigation
Difficulty : 02 Medium
Accessibility : Screen Reader Compatible
Test Bank : II
AACSB : Knowledge Application
Bloom's : Apply
Learning Objective : 01-06 Apply production possibilities analysis.
Topic : Production Possibilities Model

21) The following graph is the production possibilities curve of a nation.

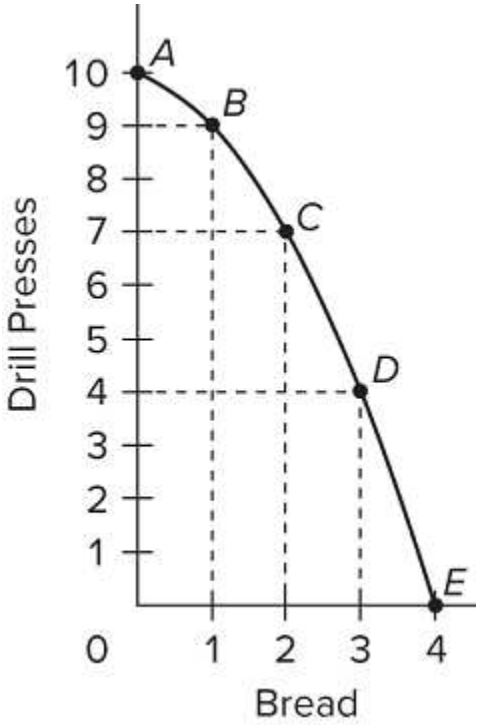

Which of the following combinations would be unattainable?

21) _____

A) 4 drill presses and 1 bread
B) 7 drill presses and 1 bread
C) 9 drill presses and 2 bread
D) 2 drill presses and 3 bread

Macroeconomics 22nd edition McConnell Test Bank

Question Details
Accessibility : Keyboard Navigation
Difficulty : 02 Medium
Accessibility : Screen Reader Compatible
Bloom's : Analyze
Test Bank : II
Learning Objective : 01-06 Apply production possibilities analysis.
Topic : Production Possibilities Model
AACSB : Analytical Thinking

22) The following graph is the production possibilities curve of a nation.

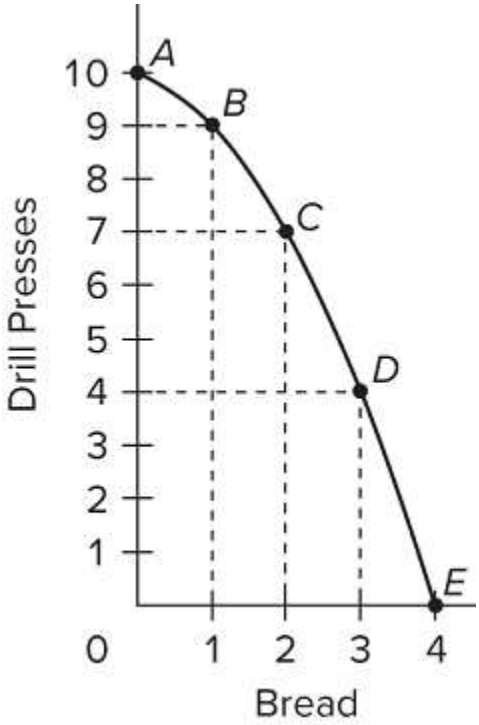

The *total* opportunity cost of 9 drill presses is

22) _____

A) 1 unit of bread.
B) 1 unit of drill presses.
C) 3 units of bread.
D) 10 units of drill presses.

Macroeconomics 22nd edition McConnell Test Bank

Question Details
AACSB : Reflective Thinking
Accessibility : Keyboard Navigation
Accessibility : Screen Reader Compatible
Test Bank : II
Difficulty : 03 Hard
Bloom's : Apply
Learning Objective : 01-06 Apply production possibilities analysis.
Topic : Production Possibilities Model

23) The following graph is the production possibilities curve of a nation.

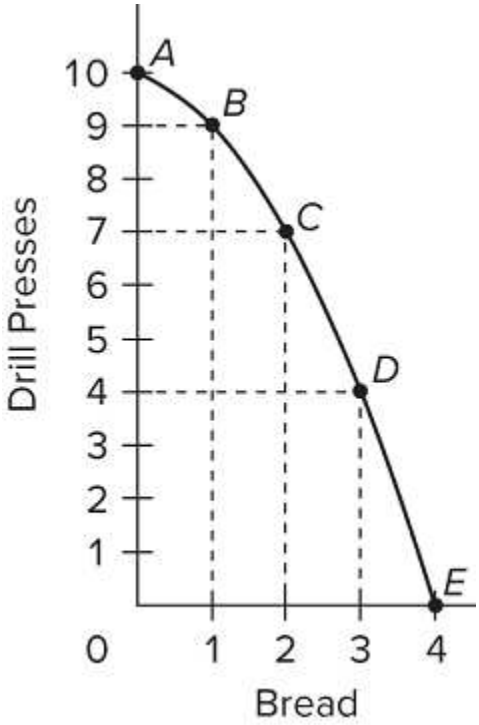

The *marginal* opportunity cost of the third unit of bread is

23) _____

A) 6 units of drill presses.
B) 4 units of drill presses.
C) 5 units of drill presses.
D) 3 units of drill presses.

Macroeconomics 22nd edition McConnell Test Bank

Question Details
Accessibility : Keyboard Navigation
Accessibility : Screen Reader Compatible
Test Bank : II
Difficulty : 03 Hard
AACSB : Knowledge Application
Bloom's : Apply
Learning Objective : 01-06 Apply production possibilities analysis.
Topic : Production Possibilities Model

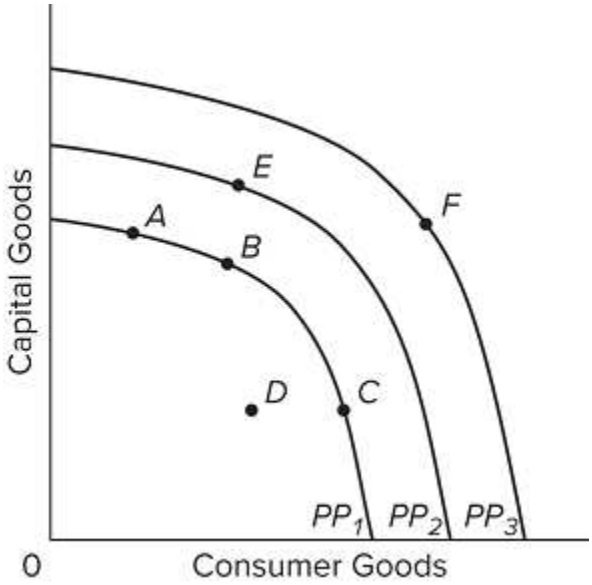

24) Refer to the diagram. The concept of opportunity cost is best represented by the

24) _____

A) shift of the production possibilities curve from PP1 to PP2.
B) move from A on PP1 to E on PP2.
C) move from B on PP1 to A on PP1.
D) move from D inside PP1 to A on PP1.

Macroeconomics 22nd edition McConnell Test Bank

Question Details
AACSB : Reflective Thinking
Accessibility : Keyboard Navigation
Test Bank : I
Bloom's : Understand
Difficulty : 02 Medium
Accessibility : Screen Reader Compatible
Learning Objective : 01-07 Explain how economic growth and international trade increase consumption p
Topic : Unemployment, Growth, and the Future

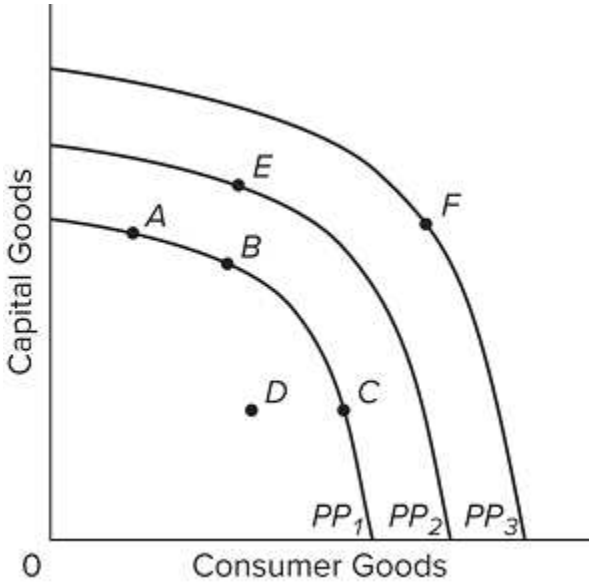

25) Refer to the diagram. An improvement in technology will

25) _____

A) shift the production possibilities curve from PP1 to PP3.
B) shift the production possibilities curve from PP3 to PP1.
C) move the economy from C to B along PP1.
D) move the economy from A, B, or C on PP1 to D.

Macroeconomics 22nd edition McConnell Test Bank

Question Details
AACSB : Reflective Thinking
Accessibility : Keyboard Navigation
Test Bank : I
Bloom's : Understand
Difficulty : 02 Medium
Accessibility : Screen Reader Compatible
Learning Objective : 01-07 Explain how economic growth and international trade increase consumption p
Topic : Unemployment, Growth, and the Future

Macroeconomics 22nd edition McConnell Test Bank

Macroeconomics 22nd Edition by McConnell CH01

Answer Key

Test name: CH01

1) D

The price of each good is found by dividing the given money income by the maximum quantity of the good that can be purchased. For example, with an income of $40 and a maximum quantity of C of 5 units, the price of C is $8 (= $40/5).

2) A

$0.50 = 10/20; $1.00 = 10/10; alternatively, price = money income divided by the quantity of the good at the intercept. The price for each good is found by taking the money income and dividing by the quantity of that good at the intercept.

3) B

The slope of the budget line is found by dividing the price of the good shown on the horizontal axis ($5) by the price of the good shown on the vertical axis ($20).

4) C

The value of the gift card represents Julia's income. The quantities of lattes and muffins shown assume that the amount of the gift card is spent entirely on one good or the other. There is not enough income for Julia to purchase the maximum quantities of both goods.

5) B

The amount of Grandma Mary offers to spend represents Camille's income. The combination that is attainable is one where the combined expenditure is less than or equal to the income. The total expenditure (E) for each combination of lollipops (L) and candy bars (C) is found using the following formula: $E = P_L L + P_C C$, where P_L and P_C are the prices of lollipops and candy bars, respectively.

6) D

Macroeconomics 22nd edition McConnell Test Bank

If a consumer spends all of their income on the two goods, apples and bananas, then their total spending must equal their income (or budget). The total expenditure (E) for each combination of apples (A) and bananas (B) is found using the following formula: $E = P_A A + P_B B$, where P_A and P_B are the prices of apples and bananas, respectively. In this example, since the consumer spends on just apples or just bananas, the maximum amounts are found where $E = P_A A$, and $E = P_B B$.

7) D
The slope of the budget line is found by taking the price of the good measured on the horizontal axis and dividing it by the price of the good on the vertical axis. Reflecting the tradeoff the consumer must make between the two goods, the slope is negative. In this case the slope = −\$1.00/\$0.50.

8) A
The total expenditure (E) for each combination of apples (A) and bananas (B) is found using the following formula: $E = P_A A + P_B B$, where P_A and P_B are the prices of apples and bananas, respectively. In this example, since whatever income remains ($E - P_A A$) must be spent on bananas, the total quantity of bananas purchased will be calculated as $B = (E - P_A A)/P_B$.

9) D
The opportunity cost measures how many bananas must be sacrificed to obtain one more apple. This is found by taking the ratio of the price of apples (\$2.00) to the price of bananas (\$1.00).

10) A

Macroeconomics 22nd edition McConnell Test Bank

The opportunity cost measures how many bananas must be sacrificed to obtain one more apple. This is found by taking the ratio of the total price of bananas ($1.50) to the price of apples ($1.50).

11) D
To find the opportunity cost of the "nth" unit (e.g. the tenth unit) of consumer goods, divide one (the change in capital goods between the two alternatives) by the difference between the two alternatives for consumer goods either side of this unit. For the tenth unit, the alternatives on either side are 9 and 12 units of consumer goods; their difference is 3 (= 12− 9). So for the tenth unit of consumer goods, the opportunity cost = 1/3 of a unit of capital goods.

12) D
To find the opportunity cost of the "nth" unit (e.g. the second unit) of capital, find the difference between the two alternatives for consumer goods on either side of this unit. For the second unit, the alternatives on either side are 21 and 25 units of consumer goods; their difference is 4 units (= 25 − 21). So for the third unit of capital goods, the opportunity cost = 4 units units of consumer goods.

13) D
To find the opportunity cost of the "nth" unit (e.g. the first unit) of consumer goods, divide one (the change in capital goods between the two alternatives) by the difference between the two alternatives for consumer goods either side of this unit. For the first unit, the alternatives on either side are 0 and 10 units of consumer goods; their difference is 10 (= 10 − 0). So for the first unit of consumer goods, the opportunity cost = 1/(10 − 0) = 1/10 of a unit of capital goods.

14) A

Macroeconomics 22nd edition McConnell Test Bank

To find the (opportunity) cost of the additional units of computers, take the difference between the starting and ending values for bicycles. For example, if society is currently producing 7 units of bicycles and 5 units of computers, in order to produce 6 units of computers, bicycle output will have to fall to 5 units. That makes the cost of the computer increase of 1 unit equal to 2 (= 7 − 5).

15) B

To find the (opportunity) cost of the additional units of bicycles, take the difference between the starting and ending values for computers. For example, if society is currently producing 0 units of bicycles and 8 units of computers, in order to produce 5 more units of bicycles, computer output will have to fall to 6 units. That makes the cost of the 5 units of bicycles equal to 2 units (= 8 − 6).

16) C

To find the opportunity cost of the "nth" unit (e.g. the fourth unit) of steel, find the change in wheat that corresponds with producing the "nth" unit (e.g. moving from 2 units of steel to 3 units). The opportunity cost is the difference between the two quantities for wheat. To produce the fourth unit of steel, wheat production must fall from 55 to 30; their difference is 25 (= 30 − 55). So for the third unit of steel, the opportunity cost is 25 units of wheat.

17) D

To find the opportunity cost of the "nth" unit (e.g. the 56th unit) of wheat in terms of steel, divide one (the change in steel from one alternative to the next by the difference between the two alternatives for wheat on either side of this unit. For the 56th unit, the alternatives on either side are 55 and 75 units of wheat; their difference is 20 units (= 75 − 55). So for the 56th unit of wheat, the opportunity cost = 1/(75 − 55) = 1/20 of a unit of steel.

18) B

Macroeconomics 22nd edition McConnell Test Bank

To find the opportunity cost of producing "X" number of additional autos (e.g. 50 between combinations B to A), find the change in the output of tanks over same range (e.g. from B to A, the change in the number of tanks is 1 (= 1 − 0).

19) B
To find the total opportunity cost of producing "X" number of tanks (e.g. five units), subtract the number of autos corresponding with the production alternative for the number of tanks produced (e.g. at production alternative of five tanks, 0 autos are produced) from the maximum number of autos that can be produced (1,000). For 1000 tanks produced, the total opportunity cost is 1000 (= 1,000 − 0).

20) B
To find the total opportunity cost of producing “nth” unit of tanks (e.g. fourth), subtract the number of autos corresponding with the production alternative for the number of tanks produced from the number of autos produced at the previous alternative. The marginal opportunity cost is 300 (= 650 − 350).

21) C
Any point that would lie on or inside the production possibilities curve is attainable. Anything that would lie outside (e.g. 9 drill presses and 2 bread) is unattainable.

22) C
To find the total opportunity cost of a number of units (e.g. 9) of drill presses, calculate how many units of the other good (bread) would have to be sacrificed to move from 0 to 9 on the drill press axis. In this example, to move from 0 to 9 in drill press production, society would have to move from 4 to 1 in bread production. The change of 3 units (= 4 − 1) represents the opportunity cost of producing 9 drill presses.

23) D
To find the marginal opportunity cost of a unit of a good (e.g. the third unit of bread), calculate how many units of the other good (drill presses) would have to be sacrificed to move from 2 to 3 units of bread. In this example, society would have to move from 7 units of drill presses to 4 units, so the opportunity cost of the third unit of bread is 3 units of drill presses (= 7 − 4).

Macroeconomics 22nd edition McConnell Test Bank

24) C

The concept of opportunity cost refers to the trade-off of one good that must be made in order to obtain more of another, assuming fixed resources and technology. Visually this is represented by movement along a stable production possibilities curve. Changes involving moving to another curve would mean that available resources and technology had changed, potentially meaning that more of a particular good could be obtained without facing the tradeoff of sacrificing another.

25) A

Improvements in technology shift out the production possibilities curve, usually allowing a society to produce more of both goods. Visually this is represented by moving from one curve to a curve further to the right (e.g. from PP_1 to PP_3).

Macroeconomics 22nd edition McConnell Test Bank

Macroeconomics 22nd Edition by McConnell CH02

ANSWERS ARE LOCATED IN THE SECOND PART OF THIS DOCUMENT

TRUE/FALSE - Write 'T' if the statement is true and 'F' if the statement is false.

1) An economic model is an ideal or utopian type of economy that society should strive to obtain through economic policy.

1) _____

- ◎ true
- ◎ false

Question Details
AACSB : Reflective Thinking
Accessibility : Keyboard Navigation
Test Bank : I
Learning Objective : 01-02 Describe the role of economic theory in economics.
Topic : Theories, Principles, and Models
Bloom's : Understand
Difficulty : 02 Medium

2) Because economic generalizations are simplifications from reality, they are impractical and useless.

2) _____

- ◎ true
- ◎ false

Question Details
AACSB : Reflective Thinking
Accessibility : Keyboard Navigation
Test Bank : I
Learning Objective : 01-02 Describe the role of economic theory in economics.
Topic : Theories, Principles, and Models
Bloom's : Understand
Difficulty : 02 Medium

3) If economic theories are solidly based on relevant facts, then appropriate economic policy becomes obvious and uncontroversial.

3) _____

- ◎ true
- ◎ false

Macroeconomics 22nd edition McConnell Test Bank

Question Details
AACSB : Reflective Thinking
Accessibility : Keyboard Navigation
Test Bank : I
Learning Objective : 01-02 Describe the role of economic theory in economics.
Topic : Theories, Principles, and Models
Bloom's : Understand
Difficulty : 02 Medium

4) Normative statements are expressions of facts.

4) _____

- ◎ true
- ◎ false

Question Details
Accessibility : Keyboard Navigation
Test Bank : I
Bloom's : Analyze
Learning Objective : 01-03 Distinguish microeconomics from macroeconomics and positive economics from
Topic : Microeconomics and Macroeconomics
Difficulty : 03 Hard

5) Positive statements are expressions of value judgments.

5) _____

- ◎ true
- ◎ false

Question Details
Accessibility : Keyboard Navigation
Test Bank : I
Bloom's : Analyze
Learning Objective : 01-03 Distinguish microeconomics from macroeconomics and positive economics from
Topic : Microeconomics and Macroeconomics
Difficulty : 03 Hard

6) Macroeconomics explains the behavior of individual households and business firms; microeconomics is concerned with the behavior of aggregates or the economy as a whole.

Macroeconomics 22nd edition McConnell Test Bank

6) _____

- ◎ true
- ◎ false

Question Details
Accessibility : Keyboard Navigation
Test Bank : I
Bloom's : Analyze
Learning Objective : 01-03 Distinguish microeconomics from macroeconomics and positive economics from
Topic : Microeconomics and Macroeconomics
Difficulty : 03 Hard

7) Purposeful behavior implies that everyone will make identical choices.

7) _____

- ◎ true
- ◎ false

Question Details
AACSB : Reflective Thinking
Accessibility : Keyboard Navigation
Bloom's : Remember
Difficulty : 01 Easy
Learning Objective : 01-01 Define economics and the features of the economic perspective.
Test Bank : I
Topic : The Economic Perspective

8) Marginal analysis means that decision makers compare the extra benefits with the extra costs of a specific choice.

8) _____

- ◎ true
- ◎ false

Macroeconomics 22nd edition McConnell Test Bank

Question Details
AACSB : Reflective Thinking
Accessibility : Keyboard Navigation
Bloom's : Remember
Difficulty : 01 Easy
Learning Objective : 01-01 Define economics and the features of the economic perspective.
Test Bank : I
Topic : The Economic Perspective

9) Rational individuals may make different choices because their preferences and circumstances differ.

9) _____

- ◎ true
- ◎ false

Question Details
AACSB : Reflective Thinking
Accessibility : Keyboard Navigation
Bloom's : Remember
Difficulty : 01 Easy
Learning Objective : 01-01 Define economics and the features of the economic perspective.
Test Bank : I
Topic : The Economic Perspective

10) Choices entail marginal costs because resources are scarce.

10) _____

- ◎ true
- ◎ false

Question Details
AACSB : Reflective Thinking
Accessibility : Keyboard Navigation
Bloom's : Remember
Difficulty : 01 Easy
Learning Objective : 01-01 Define economics and the features of the economic perspective.
Test Bank : I
Topic : The Economic Perspective

Macroeconomics 22nd edition McConnell Test Bank

11) The production possibilities curve shows various combinations of two products that an economy can produce when achieving full employment.

11) _____

- ◎ true
- ◎ false

Question Details
Accessibility : Keyboard Navigation
Test Bank : I
Difficulty : 03 Hard
AACSB : Knowledge Application
Bloom's : Apply
Learning Objective : 01-06 Apply production possibilities analysis.
Topic : Production Possibilities Model

12) The entrepreneur's sole function is to combine other resources (land, labor, and capital) in the production of some good or service.

12) _____

- ◎ true
- ◎ false

Question Details
AACSB : Reflective Thinking
Accessibility : Keyboard Navigation
Bloom's : Remember
Difficulty : 01 Easy
Test Bank : I
Learning Objective : 01-05 List the categories of scarce resources and explain societys economizing p
Topic : Societys Economizing Problem

13) Products and services are scarce because resources are scarce.

13) _____

- ◎ true
- ◎ false

Macroeconomics 22nd edition McConnell Test Bank

Question Details
AACSB : Reflective Thinking
Accessibility : Keyboard Navigation
Bloom's : Remember
Difficulty : 01 Easy
Test Bank : I
Learning Objective : 01-05 List the categories of scarce resources and explain societys economizing p
Topic : Societys Economizing Problem

14) An economy cannot produce at a point outside of its production possibilities curve because human economic wants are insatiable.

14) _____

- ◎ true
- ◎ false

Question Details
AACSB : Reflective Thinking
Accessibility : Keyboard Navigation
Test Bank : I
Difficulty : 03 Hard
Bloom's : Apply
Learning Objective : 01-06 Apply production possibilities analysis.
Topic : Production Possibilities Model

15) The process by which capital goods are accumulated is known as investment.

15) _____

- ◎ true
- ◎ false

Question Details
AACSB : Reflective Thinking
Accessibility : Keyboard Navigation
Test Bank : I
Bloom's : Understand
Difficulty : 02 Medium
Learning Objective : 01-07 Explain how economic growth and international trade increase consumption p
Topic : Unemployment, Growth, and the Future

Macroeconomics 22nd edition McConnell Test Bank

16) The present choice of position on the production possibilities curve will not influence the future location of the curve.

16) _____

- ◎ true
- ◎ false

Question Details
AACSB : Reflective Thinking
Accessibility : Keyboard Navigation
Test Bank : I
Bloom's : Understand
Difficulty : 02 Medium
Learning Objective : 01-07 Explain how economic growth and international trade increase consumption p
Topic : Unemployment, Growth, and the Future

17) Although sleeping in on a work day or school day has an opportunity cost, sleeping late on the weekend does not.

17) _____

- ◎ true
- ◎ false

Question Details
AACSB : Reflective Thinking
Accessibility : Keyboard Navigation
Bloom's : Remember
Difficulty : 01 Easy
Learning Objective : 01-01 Define economics and the features of the economic perspective.
Test Bank : I
Topic : The Economic Perspective

Macroeconomics 22nd edition McConnell Test Bank

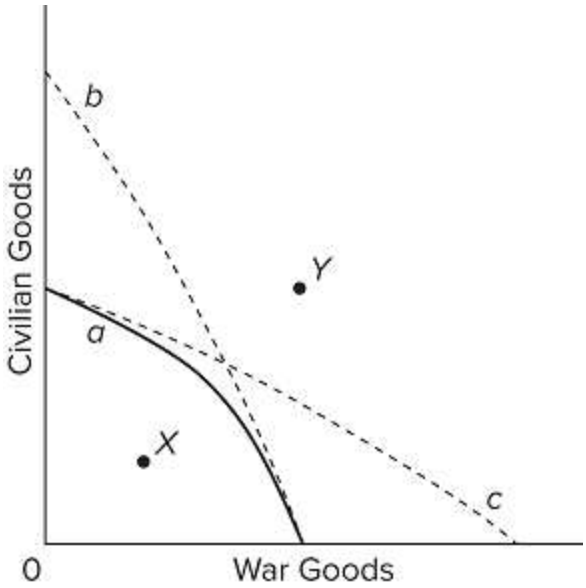

18)

Refer to the diagram. Given production possibilities curve *a*, the combination of civilian and war goods indicated by point *X* is unattainable to this economy.

18) _____

- true
- false

Question Details
Accessibility : Keyboard Navigation
Test Bank : I
Difficulty : 03 Hard
AACSB : Knowledge Application
Bloom's : Apply
Learning Objective : 01-06 Apply production possibilities analysis.
Topic : Production Possibilities Model

Macroeconomics 22nd edition McConnell Test Bank

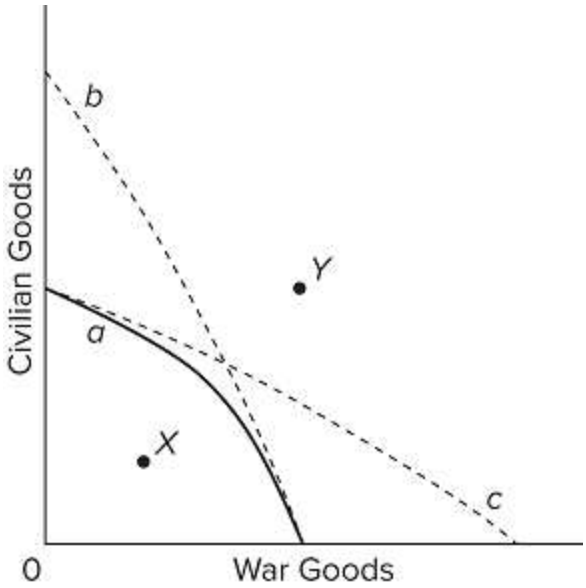

19) Refer to the diagram. Given production possibilities curve *a*, point *Y* indicates that society is failing to use available resources efficiently.

19) _____

- true
- false

Question Details
Accessibility : Keyboard Navigation
Test Bank : I
Difficulty : 03 Hard
AACSB : Knowledge Application
Bloom's : Apply
Learning Objective : 01-06 Apply production possibilities analysis.
Topic : Production Possibilities Model

Macroeconomics 22nd edition McConnell Test Bank

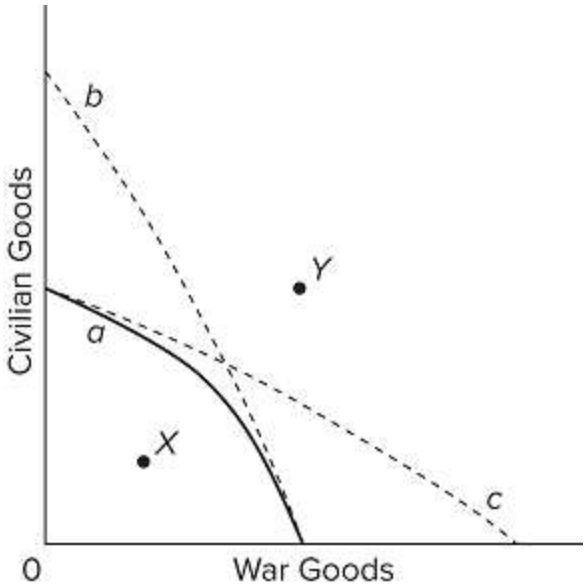

20)

Refer to the diagram. The movement from curve *a* to curve *b* could be explained by an increase in the quantity and/or quality of society's productive resources.

20) _____

- true
- false

Question Details
Accessibility : Keyboard Navigation
Test Bank : I
Difficulty : 03 Hard
AACSB : Knowledge Application
Bloom's : Apply
Learning Objective : 01-06 Apply production possibilities analysis.
Topic : Production Possibilities Model

Macroeconomics 22nd edition McConnell Test Bank

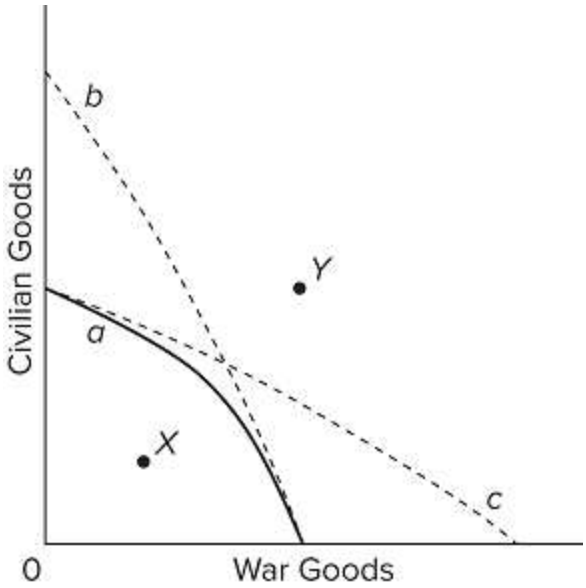

21) Refer to the diagram. The movement from curve *a* to curve *c* suggests an improvement in civilian goods technology but not in war goods technology.

21) _____

- true
- false

Question Details
Accessibility : Keyboard Navigation
Test Bank : I
Difficulty : 03 Hard
AACSB : Knowledge Application
Bloom's : Apply
Learning Objective : 01-06 Apply production possibilities analysis.
Topic : Production Possibilities Model

22) An economy will always operate at some point on its production possibilities curve.

22) _____

- true
- false

Macroeconomics 22nd edition McConnell Test Bank

Question Details
AACSB : Reflective Thinking
Accessibility : Keyboard Navigation
Test Bank : I
Bloom's : Understand
Difficulty : 02 Medium
Learning Objective : 01-07 Explain how economic growth and international trade increase consumption p
Topic : Unemployment, Growth, and the Future

23) In drawing a particular budget line, money income and the prices of the two products are fixed.

23) _____

- ◎ true
- ◎ false

Question Details
AACSB : Reflective Thinking
Accessibility : Keyboard Navigation
Test Bank : I
Bloom's : Understand
Difficulty : 02 Medium
Learning Objective : 01-04 Explain the individuals economizing problem and illustrate trade-offs, opp
Topic : Individuals Economizing Problem

24) The lower the consumer's income, the higher his or her budget line.

24) _____

- ◎ true
- ◎ false

Question Details
AACSB : Reflective Thinking
Accessibility : Keyboard Navigation
Test Bank : I
Bloom's : Understand
Difficulty : 02 Medium
Learning Objective : 01-04 Explain the individuals economizing problem and illustrate trade-offs, opp
Topic : Individuals Economizing Problem

Macroeconomics 22nd edition McConnell Test Bank

25) Economics is the social science concerned with the best use of scarce resources to achieve maximum satisfaction of economic wants.

25) _____

- ◎ true
- ◎ false

Question Details
AACSB : Reflective Thinking
Accessibility : Keyboard Navigation
Bloom's : Remember
Difficulty : 01 Easy
Learning Objective : 01-01 Define economics and the features of the economic perspective.
Topic : The Economic Perspective
Test Bank : II

26) When firms give away "freebies" like free apps, free checking accounts, free maps, or free toothbrushes, they are contradicting economists' contention that "there is no free lunch."

26) _____

- ◎ true
- ◎ false

Question Details
AACSB : Reflective Thinking
Accessibility : Keyboard Navigation
Bloom's : Remember
Difficulty : 01 Easy
Learning Objective : 01-01 Define economics and the features of the economic perspective.
Topic : The Economic Perspective
Test Bank : II

27) Marginal analysis is the valuation of insignificant or small benefits from doing things.

27) _____

- ◎ true
- ◎ false

Macroeconomics 22nd edition McConnell Test Bank

Question Details
AACSB : Reflective Thinking
Accessibility : Keyboard Navigation
Bloom's : Remember
Difficulty : 01 Easy
Learning Objective : 01-01 Define economics and the features of the economic perspective.
Topic : The Economic Perspective
Test Bank : II

28) Rational behavior implies that different people faced with similar choices will make the same decisions.

28) _____

- ⊙ true
- ⊙ false

Question Details
AACSB : Reflective Thinking
Accessibility : Keyboard Navigation
Bloom's : Remember
Difficulty : 01 Easy
Learning Objective : 01-01 Define economics and the features of the economic perspective.
Topic : The Economic Perspective
Test Bank : II

29) Economic analysis is primarily concerned with marginal changes from the status quo, as a result of a certain action or decision.

29) _____

- ⊙ true
- ⊙ false

Question Details
AACSB : Reflective Thinking
Accessibility : Keyboard Navigation
Bloom's : Remember
Difficulty : 01 Easy
Learning Objective : 01-01 Define economics and the features of the economic perspective.
Topic : The Economic Perspective
Test Bank : II

Macroeconomics 22nd edition McConnell Test Bank

30) The study of economics is not useful for consumers, because economic analysis focuses only on businesses and the economy.

30) _____

- ◎ true
- ◎ false

Question Details
AACSB : Reflective Thinking
Accessibility : Keyboard Navigation
Bloom's : Remember
Difficulty : 01 Easy
Learning Objective : 01-01 Define economics and the features of the economic perspective.
Topic : The Economic Perspective
Test Bank : II

31) The scientific method does not apply to economics, because economics studies human behavior, which cannot be generalized.

31) _____

- ◎ true
- ◎ false

Question Details
AACSB : Reflective Thinking
Accessibility : Keyboard Navigation
Test Bank : II
Learning Objective : 01-02 Describe the role of economic theory in economics.
Topic : Theories, Principles, and Models
Bloom's : Understand
Difficulty : 02 Medium

32) Economic principles are value judgments about what the economy should be like or the way the economic world ought to be.

32) _____

- ◎ true
- ◎ false

Macroeconomics 22nd edition McConnell Test Bank

Question Details
AACSB : Reflective Thinking
Accessibility : Keyboard Navigation
Test Bank : II
Learning Objective : 01-02 Describe the role of economic theory in economics.
Topic : Theories, Principles, and Models
Bloom's : Understand
Difficulty : 02 Medium

33) If falling gasoline prices are good for the consumers, then they must be good everyone in the economy.

33) _____

- ◎ true
- ◎ false

Question Details
AACSB : Reflective Thinking
Accessibility : Keyboard Navigation
Test Bank : II
Learning Objective : 01-02 Describe the role of economic theory in economics.
Topic : Theories, Principles, and Models
Bloom's : Understand
Difficulty : 02 Medium

34) Macroeconomics is concerned with the study of the nationwide market for specific goods like oranges.

34) _____

- ◎ true
- ◎ false

Question Details
AACSB : Reflective Thinking
Accessibility : Keyboard Navigation
Test Bank : II
Learning Objective : 01-02 Describe the role of economic theory in economics.
Topic : Theories, Principles, and Models
Bloom's : Understand
Difficulty : 02 Medium

Macroeconomics 22nd edition McConnell Test Bank

35) The study of global businesses such as Apple Inc is one major focus of macroeconomic analysis.

35) _____

- ◎ true
- ◎ false

Question Details
Accessibility : Keyboard Navigation
Test Bank : II
Topic : Theories, Principles, and Models
Bloom's : Analyze
Learning Objective : 01-03 Distinguish microeconomics from macroeconomics and positive economics from
Difficulty : 03 Hard

36) The comment that "taxes must be reduced for the good of the economy" is an example of a normative economic statement.

36) _____

- ◎ true
- ◎ false

Question Details
Accessibility : Keyboard Navigation
Test Bank : II
Topic : Theories, Principles, and Models
Bloom's : Analyze
Learning Objective : 01-03 Distinguish microeconomics from macroeconomics and positive economics from
Difficulty : 03 Hard

37) "The role of government in the economy should be kept to a minimum" is an example of a positive economic statement.

37) _____

- ◎ true
- ◎ false

Macroeconomics 22nd edition McConnell Test Bank

Question Details
Accessibility : Keyboard Navigation
Test Bank : II
Topic : Theories, Principles, and Models
Bloom's : Analyze
Learning Objective : 01-03 Distinguish microeconomics from macroeconomics and positive economics from
Difficulty : 03 Hard

38) The economizing problem for individuals arises from the conflict between having relatively unlimited time and relatively limited jobs to do.

38) _____

- ◎ true
- ◎ false

Question Details
AACSB : Reflective Thinking
Accessibility : Keyboard Navigation
Bloom's : Remember
Difficulty : 01 Easy
Test Bank : II
Learning Objective : 01-04 Explain the individuals economizing problem and illustrate trade-offs, opp
Topic : Individuals Economizing Problem

39) The budget line shows the various incomes that an individual can earn from different jobs.

39) _____

- ◎ true
- ◎ false

Question Details
AACSB : Reflective Thinking
Accessibility : Keyboard Navigation
Bloom's : Remember
Difficulty : 01 Easy
Test Bank : II
Learning Objective : 01-04 Explain the individuals economizing problem and illustrate trade-offs, opp
Topic : Individuals Economizing Problem

Macroeconomics 22nd edition McConnell Test Bank

40) The fundamental economic problem faced by a society is that productive resources are so varied and versatile that it is hard to decide what to do with them.

40) _____

- ◎ true
- ◎ false

Question Details
AACSB : Reflective Thinking
Accessibility : Keyboard Navigation
Bloom's : Remember
Difficulty : 01 Easy
Test Bank : II
Learning Objective : 01-05 List the categories of scarce resources and explain societys economizing p
Topic : Societys Economizing Problem

41) The resource category called "land" includes forests, animals, and water resources.

41) _____

- ◎ true
- ◎ false

Question Details
AACSB : Reflective Thinking
Accessibility : Keyboard Navigation
Bloom's : Remember
Difficulty : 01 Easy
Test Bank : II
Learning Objective : 01-05 List the categories of scarce resources and explain societys economizing p
Topic : Societys Economizing Problem

42) When economists talk about the capital resources in the economy, they are referring to the amount of money circulating in the economy.

42) _____

- ◎ true
- ◎ false

Macroeconomics 22nd edition McConnell Test Bank

Question Details
AACSB : Reflective Thinking
Accessibility : Keyboard Navigation
Bloom's : Remember
Difficulty : 01 Easy
Test Bank : II
Learning Objective : 01-05 List the categories of scarce resources and explain societys economizing p
Topic : Societys Economizing Problem

43) The quantity or supply of land resources available to a nation is pretty much fixed and cannot increase over time.

43) _____

- ⊙ true
- ⊙ false

Question Details
AACSB : Reflective Thinking
Accessibility : Keyboard Navigation
Bloom's : Remember
Difficulty : 01 Easy
Test Bank : II
Learning Objective : 01-05 List the categories of scarce resources and explain societys economizing p
Topic : Societys Economizing Problem

44) Entrepreneurship refers to a new college graduate who is looking for a job with a large company.

44) _____

- ⊙ true
- ⊙ false

Question Details
AACSB : Reflective Thinking
Accessibility : Keyboard Navigation
Bloom's : Remember
Difficulty : 01 Easy
Test Bank : II
Learning Objective : 01-05 List the categories of scarce resources and explain societys economizing p
Topic : Societys Economizing Problem

Macroeconomics 22nd edition McConnell Test Bank

45) If economic resources were perfectly adaptable to alternative uses, then there would be constant opportunity costs along the production possibilities curve.

45) _____

- ◎ true
- ◎ false

Question Details
Accessibility : Keyboard Navigation
Test Bank : II
Difficulty : 03 Hard
AACSB : Knowledge Application
Bloom's : Apply
Learning Objective : 01-06 Apply production possibilities analysis.
Topic : Production Possibilities Model

46) If the marginal benefits are greater than the marginal cost of an activity, then society should allocate fewer resources to this activity.

46) _____

- ◎ true
- ◎ false

Question Details
Accessibility : Keyboard Navigation
Test Bank : II
Difficulty : 03 Hard
AACSB : Knowledge Application
Bloom's : Apply
Learning Objective : 01-06 Apply production possibilities analysis.
Topic : Production Possibilities Model

47) If society has overallocated resources to a particular activity, then the marginal benefits of the activity would be less than the marginal costs.

47) _____

- ◎ true
- ◎ false

Macroeconomics 22nd edition McConnell Test Bank

Question Details
Accessibility : Keyboard Navigation
Test Bank : II
Difficulty : 03 Hard
AACSB : Knowledge Application
Bloom's : Apply
Learning Objective : 01-06 Apply production possibilities analysis.
Topic : Production Possibilities Model

48) A nation's production possibilities curve shows the maximum combinations of resources that a nation can use.

48) _____

- ⊙ true
- ⊙ false

Question Details
Accessibility : Keyboard Navigation
Test Bank : II
Difficulty : 03 Hard
AACSB : Knowledge Application
Bloom's : Apply
Learning Objective : 01-06 Apply production possibilities analysis.
Topic : Production Possibilities Model

49) A reduction in the unemployment rate will cause the nation's production possibilities curve to shift outward.

49) _____

- ⊙ true
- ⊙ false

Question Details
AACSB : Reflective Thinking
Accessibility : Keyboard Navigation
Test Bank : II
Bloom's : Understand
Difficulty : 02 Medium
Learning Objective : 01-07 Explain how economic growth and international trade increase consumption p
Topic : Unemployment, Growth, and the Future

Macroeconomics 22nd edition McConnell Test Bank

50) Economic growth is shown as an increase in production from inside the production possibilities curve out toward a point on the possibilities curve.

50) _____

- ◎ true
- ◎ false

Question Details
AACSB : Reflective Thinking
Accessibility : Keyboard Navigation
Test Bank : II
Bloom's : Understand
Difficulty : 02 Medium
Learning Objective : 01-07 Explain how economic growth and international trade increase consumption p
Topic : Unemployment, Growth, and the Future

51) An increase in immigration would shift the production possibilities curve to the left.

51) _____

- ◎ true
- ◎ false

Question Details
AACSB : Reflective Thinking
Accessibility : Keyboard Navigation
Test Bank : II
Bloom's : Understand
Difficulty : 02 Medium
Learning Objective : 01-07 Explain how economic growth and international trade increase consumption p
Topic : Unemployment, Growth, and the Future

52) A nation's consumption is strictly limited by its production possibilities, even with specialization and international trade.

52) _____

- ◎ true
- ◎ false

Macroeconomics 22nd edition McConnell Test Bank

Question Details
AACSB : Reflective Thinking
Accessibility : Keyboard Navigation
Test Bank : II
Bloom's : Understand
Difficulty : 02 Medium
Learning Objective : 01-07 Explain how economic growth and international trade increase consumption p
Topic : Unemployment, Growth, and the Future

53) If two sets of data are inversely related, they will appear on a graph as an upward-sloping line.

53) _____

- ◎ true
- ◎ false

Question Details
AACSB : Reflective Thinking
Accessibility : Keyboard Navigation
Test Bank : II
Bloom's : Understand
Difficulty : 02 Medium
Learning Objective : 01-08 (Appendix) Understand graphs, curves, and slopes as they relate to economi
Topic : Appendix: Graphs and Their Meaning

54) If A is the dependent variable and B is the independent variable, then a change in A results in a change in B.

54) _____

- ◎ true
- ◎ false

Question Details
AACSB : Reflective Thinking
Accessibility : Keyboard Navigation
Test Bank : II
Bloom's : Understand
Difficulty : 02 Medium
Learning Objective : 01-08 (Appendix) Understand graphs, curves, and slopes as they relate to economi
Topic : Appendix: Graphs and Their Meaning

Macroeconomics 22nd edition McConnell Test Bank

55) A *linear* relationship only refers to one whose graph is either vertical or horizontal.

55) _____

- ◎ true
- ◎ false

Question Details
AACSB : Reflective Thinking
Accessibility : Keyboard Navigation
Test Bank : II
Bloom's : Understand
Difficulty : 02 Medium
Learning Objective : 01-08 (Appendix) Understand graphs, curves, and slopes as they relate to economi
Topic : Appendix: Graphs and Their Meaning

56) In graphing a relationship between two variables, economists always follow the mathematical convention. Thus, if price is the independent variable then it is measured on the horizontal axis.

56) _____

- ◎ true
- ◎ false

Question Details
AACSB : Reflective Thinking
Accessibility : Keyboard Navigation
Test Bank : II
Bloom's : Understand
Difficulty : 02 Medium
Learning Objective : 01-08 (Appendix) Understand graphs, curves, and slopes as they relate to economi
Topic : Appendix: Graphs and Their Meaning

57) An assumption is usually made in a two-axes (or two-dimensional) graph that, aside from the two variables under study, the influence of all other variables or factors is assumed to be constant.

57) _____

Macroeconomics 22nd edition McConnell Test Bank

◎ true
◎ false

Question Details
AACSB : Reflective Thinking
Accessibility : Keyboard Navigation
Test Bank : II
Bloom's : Understand
Difficulty : 02 Medium
Learning Objective : 01-08 (Appendix) Understand graphs, curves, and slopes as they relate to economi
Topic : Appendix: Graphs and Their Meaning

58) The slope of a graph measures the rate of change in one variable as the other variable changes.

58) _____

◎ true
◎ false

Question Details
AACSB : Reflective Thinking
Accessibility : Keyboard Navigation
Test Bank : II
Bloom's : Understand
Difficulty : 02 Medium
Learning Objective : 01-08 (Appendix) Understand graphs, curves, and slopes as they relate to economi
Topic : Appendix: Graphs and Their Meaning

59) The slope of a graph relating two variables is −5. This indicates that as one variable decreases, the other variable also decreases.

59) _____

◎ true
◎ false

Macroeconomics 22nd edition McConnell Test Bank

Question Details
AACSB : Reflective Thinking
Accessibility : Keyboard Navigation
Test Bank : II
Bloom's : Understand
Difficulty : 02 Medium
Learning Objective : 01-08 (Appendix) Understand graphs, curves, and slopes as they relate to economi
Topic : Appendix: Graphs and Their Meaning

60) In the graph for the linear equation S = 15 − 5T, with T on the horizontal axis, the vertical intercept of the graph is −5.

60) _____

- ◎ true
- ◎ false

Question Details
AACSB : Reflective Thinking
Accessibility : Keyboard Navigation
Test Bank : II
Bloom's : Understand
Difficulty : 02 Medium
Learning Objective : 01-08 (Appendix) Understand graphs, curves, and slopes as they relate to economi
Topic : Appendix: Graphs and Their Meaning

61) In a curved graph that is dome-shaped, the tangent line at its maximum, or highest point, has an infinite slope.

61) _____

- ◎ true
- ◎ false

Question Details
AACSB : Reflective Thinking
Accessibility : Keyboard Navigation
Test Bank : II
Bloom's : Understand
Difficulty : 02 Medium
Learning Objective : 01-08 (Appendix) Understand graphs, curves, and slopes as they relate to economi
Topic : Appendix: Graphs and Their Meaning

Macroeconomics 22nd edition McConnell Test Bank

MULTIPLE CHOICE - Choose the one alternative that best completes the statement or answers the question.

62) For economists, the word "utility" means

62) _____

A) versatility and flexibility.
B) rationality.
C) pleasure or satisfaction.
D) purposefulness.

Question Details
AACSB : Reflective Thinking
Accessibility : Keyboard Navigation
Bloom's : Remember
Difficulty : 01 Easy
Learning Objective : 01-01 Define economics and the features of the economic perspective.
Test Bank : I
Topic : The Economic Perspective

63) In economics, the pleasure, happiness, or satisfaction received from a product is called

63) _____

A) marginal cost.
B) rational outcome.
C) status fulfillment.
D) utility.

Question Details
AACSB : Reflective Thinking
Accessibility : Keyboard Navigation
Bloom's : Remember
Difficulty : 01 Easy
Learning Objective : 01-01 Define economics and the features of the economic perspective.
Test Bank : I
Topic : The Economic Perspective

Macroeconomics 22nd edition McConnell Test Bank

64) When economists say that people act rationally in their self-interest, they mean that individuals

64) _____

A) look for and pursue opportunities to increase their utility.
B) generally disregard the interests of others.
C) are mainly creatures of habit.
D) are usually impulsive and unpredictable.

Question Details
AACSB : Reflective Thinking
Accessibility : Keyboard Navigation
Bloom's : Remember
Difficulty : 01 Easy
Learning Objective : 01-01 Define economics and the features of the economic perspective.
Test Bank : I
Topic : The Economic Perspective

65) According to Emerson: "Want is a growing giant whom the coat of Have was never large enough to cover." According to economists, "Want" exceeds "Have" because

65) _____

A) people are greedy.
B) productive resources are limited.
C) human beings are inherently insecure.
D) people are irrational.

Question Details
AACSB : Reflective Thinking
Accessibility : Keyboard Navigation
Bloom's : Remember
Difficulty : 01 Easy
Learning Objective : 01-01 Define economics and the features of the economic perspective.
Test Bank : I
Topic : The Economic Perspective

Macroeconomics 22nd edition McConnell Test Bank

66) According to economists, economic self-interest

66) _____

A) is a reality that underlies economic behavior.
B) has the same meaning as selfishness.
C) means that people never make wrong decisions.
D) is usually self-defeating.

Question Details
AACSB : Reflective Thinking
Accessibility : Keyboard Navigation
Bloom's : Remember
Difficulty : 01 Easy
Learning Objective : 01-01 Define economics and the features of the economic perspective.
Test Bank : I
Topic : The Economic Perspective

67) Joe sold gold coins for $1,000 that he bought a year ago for $1,000. He says, "At least I didn't lose any money on my financial investment." His economist friend points out that in effect he did lose money because he could have received a 3 percent return on the $1,000 if he had bought a bank certificate of deposit instead of the coins. The economist's analysis in this case incorporates the idea of

67) _____

A) opportunity costs.
B) marginal benefits that exceed marginal costs.
C) imperfect information.
D) normative economics.

Macroeconomics 22nd edition McConnell Test Bank

Question Details
AACSB : Reflective Thinking
Accessibility : Keyboard Navigation
Bloom's : Remember
Difficulty : 01 Easy
Learning Objective : 01-01 Define economics and the features of the economic perspective.
Test Bank : I
Topic : The Economic Perspective

68) A person should consume more of something when its marginal

68) _____

A) benefit exceeds its marginal cost.
B) cost exceeds its marginal benefit.
C) cost equals its marginal benefit.
D) benefit is still better.

Question Details
AACSB : Reflective Thinking
Accessibility : Keyboard Navigation
Bloom's : Remember
Difficulty : 01 Easy
Learning Objective : 01-01 Define economics and the features of the economic perspective.
Test Bank : I
Topic : The Economic Perspective

69) Economics may best be defined as the

69) _____

A) interaction between macro and micro considerations.
B) social science concerned with how individuals, institutions, and society make optimal choices under conditions of scarcity.
C) empirical testing of value judgments through the use of logic.
D) study of why people are rational.

Macroeconomics 22nd edition McConnell Test Bank

Question Details
AACSB : Reflective Thinking
Accessibility : Keyboard Navigation
Bloom's : Remember
Difficulty : 01 Easy
Learning Objective : 01-01 Define economics and the features of the economic perspective.
Test Bank : I
Topic : The Economic Perspective

70) The study of economics is primarily concerned with

70) _____

A) keeping private businesses from losing money.
B) demonstrating that capitalistic economies are superior to socialistic economies.
C) choices that are made in seeking the best use of resources.
D) determining the most equitable distribution of society's output.

Question Details
AACSB : Reflective Thinking
Accessibility : Keyboard Navigation
Bloom's : Remember
Difficulty : 01 Easy
Learning Objective : 01-01 Define economics and the features of the economic perspective.
Test Bank : I
Topic : The Economic Perspective

71) The economic perspective entails

71) _____

A) irrational behavior by individuals and institutions.
B) a comparison of marginal benefits and marginal costs in decision making.
C) short-term but not long-term thinking.
D) rejection of the scientific method.

Macroeconomics 22nd edition McConnell Test Bank

Question Details
AACSB : Reflective Thinking
Accessibility : Keyboard Navigation
Bloom's : Remember
Difficulty : 01 Easy
Learning Objective : 01-01 Define economics and the features of the economic perspective.
Test Bank : I
Topic : The Economic Perspective

72) Purposeful behavior suggests that

72) _____

A) everyone will make identical choices.
B) resource availability exceeds economic wants.
C) individuals may make different choices because of different desired outcomes.
D) an individual's economic goals cannot involve trade-offs.

Question Details
AACSB : Reflective Thinking
Accessibility : Keyboard Navigation
Bloom's : Remember
Difficulty : 01 Easy
Learning Objective : 01-01 Define economics and the features of the economic perspective.
Test Bank : I
Topic : The Economic Perspective

73) Purposeful behavior means that

73) _____

A) people are selfish in their decision making.
B) people weigh costs and benefits to make decisions.
C) people are immune from emotions affecting their decisions.
D) decision makers do not make mistakes when weighing costs and benefits.

Macroeconomics 22nd edition McConnell Test Bank

Question Details
AACSB : Reflective Thinking
Accessibility : Keyboard Navigation
Bloom's : Remember
Difficulty : 01 Easy
Learning Objective : 01-01 Define economics and the features of the economic perspective.
Test Bank : I
Topic : The Economic Perspective

74) Economics involves marginal analysis because

74) _____

A) most decisions involve changes from the present situation.
B) marginal benefits always exceed marginal costs.
C) marginal costs always exceed marginal benefits.
D) much economic behavior is irrational.

Question Details
AACSB : Reflective Thinking
Accessibility : Keyboard Navigation
Bloom's : Remember
Difficulty : 01 Easy
Learning Objective : 01-01 Define economics and the features of the economic perspective.
Test Bank : I
Topic : The Economic Perspective

75) You should decide to go to a movie

75) _____

A) if the marginal cost of the movie exceeds its marginal benefit.
B) if the marginal benefit of the movie exceeds its marginal cost.
C) if your income will allow you to buy a ticket.
D) because movies are enjoyable.

Macroeconomics 22nd edition McConnell Test Bank

Question Details
AACSB : Reflective Thinking
Accessibility : Keyboard Navigation
Bloom's : Remember
Difficulty : 01 Easy
Learning Objective : 01-01 Define economics and the features of the economic perspective.
Test Bank : I
Topic : The Economic Perspective

76) Opportunity costs exist because

76) _____

A) the decision to engage in one activity means forgoing some other activity.
B) wants are scarce relative to resources.
C) households and businesses make rational decisions.
D) most decisions do not involve sacrifices or trade-offs.

Question Details
AACSB : Reflective Thinking
Accessibility : Keyboard Navigation
Bloom's : Remember
Difficulty : 01 Easy
Learning Objective : 01-01 Define economics and the features of the economic perspective.
Test Bank : I
Topic : The Economic Perspective

77) The assertion that "there is no free lunch" means that

77) _____

A) there are always trade-offs between economic goals.
B) all production involves the use of scarce resources and thus the sacrifice of alternative goods.
C) marginal analysis is used in economic reasoning.
D) choices need not be made if behavior is rational.

Macroeconomics 22nd edition McConnell Test Bank

Question Details
AACSB : Reflective Thinking
Accessibility : Keyboard Navigation
Bloom's : Remember
Difficulty : 01 Easy
Learning Objective : 01-01 Define economics and the features of the economic perspective.
Test Bank : I
Topic : The Economic Perspective

78) Consumers spend their incomes to get the maximum benefit or satisfaction from the goods and services they purchase. This is a reflection of

78) _____

A) resource scarcity and the necessity of choice.
B) purposeful behavior.
C) marginal costs that exceed marginal benefits.
D) the trade-off problem that exists between competing goals.

Question Details
AACSB : Reflective Thinking
Accessibility : Keyboard Navigation
Bloom's : Remember
Difficulty : 01 Easy
Learning Objective : 01-01 Define economics and the features of the economic perspective.
Test Bank : I
Topic : The Economic Perspective

79) If a firm produces too little of a particular good, this would suggest that

79) _____

A) rational choice cannot be applied to many economic decisions.
B) the good is being produced at a point where marginal costs exceed marginal benefits.
C) government should intervene to produce more of the good.
D) the good is being produced at a point where marginal benefit exceeds marginal cost.

Macroeconomics 22nd edition McConnell Test Bank

Question Details
AACSB : Reflective Thinking
Accessibility : Keyboard Navigation
Bloom's : Remember
Difficulty : 01 Easy
Learning Objective : 01-01 Define economics and the features of the economic perspective.
Test Bank : I
Topic : The Economic Perspective

80) Even though local newspapers are very inexpensive, people rarely buy more than one of them each day. This fact

80) _____

A) is an example of irrational behavior.
B) implies that electronic media sources are displacing print sources for many consumers.
C) contradicts the economic perspective.
D) implies that, for most people, the marginal benefit of reading a second newspaper is less than the marginal cost.

Question Details
AACSB : Reflective Thinking
Accessibility : Keyboard Navigation
Bloom's : Remember
Difficulty : 01 Easy
Learning Objective : 01-01 Define economics and the features of the economic perspective.
Test Bank : I
Topic : The Economic Perspective

81) In deciding whether to study for an economics quiz or go to a concert, one is confronted by the idea(s) of

81) _____

Macroeconomics 22nd edition McConnell Test Bank

A) scarcity and opportunity costs.
B) money and real capital.
C) complementary economic goals.
D) full production.

Question Details
AACSB : Reflective Thinking
Accessibility : Keyboard Navigation
Bloom's : Remember
Difficulty : 01 Easy
Learning Objective : 01-01 Define economics and the features of the economic perspective.
Test Bank : I
Topic : The Economic Perspective

82) Which one of the following expressions best states the idea of opportunity cost?

82) _____

A) "A penny saved is a penny earned."
B) "He who hesitates is lost."
C) "There is no such thing as a free lunch."
D) "All that glitters is not gold."

Question Details
AACSB : Reflective Thinking
Accessibility : Keyboard Navigation
Bloom's : Remember
Difficulty : 01 Easy
Learning Objective : 01-01 Define economics and the features of the economic perspective.
Test Bank : I
Topic : The Economic Perspective

83) Suppose that a university decides to spend $1 million to upgrade personal computers and scientific equipment for faculty rather than spend $1 million to expand parking for students. This example illustrates

83) _____

Macroeconomics 22nd edition McConnell Test Bank

A) distorted priorities.
B) opportunity costs.
C) increasing opportunity costs.
D) productive efficiency.

Question Details
AACSB : Reflective Thinking
Accessibility : Keyboard Navigation
Bloom's : Remember
Difficulty : 01 Easy
Learning Objective : 01-01 Define economics and the features of the economic perspective.
Test Bank : I
Topic : The Economic Perspective

84) Which of the following most closely relates to the idea of opportunity costs?

84) _____

A) trade-offs
B) economic growth
C) technological change
D) capitalism

Question Details
AACSB : Reflective Thinking
Accessibility : Keyboard Navigation
Bloom's : Remember
Difficulty : 01 Easy
Learning Objective : 01-01 Define economics and the features of the economic perspective.
Test Bank : I
Topic : The Economic Perspective

85) Economists contend that most economic decisions are

85) _____

Macroeconomics 22nd edition McConnell Test Bank

A) random.
B) chaotic.
C) spontaneous.
D) purposeful.

Question Details
AACSB : Reflective Thinking
Accessibility : Keyboard Navigation
Bloom's : Remember
Difficulty : 01 Easy
Learning Objective : 01-01 Define economics and the features of the economic perspective.
Test Bank : I
Topic : The Economic Perspective

86) Alex sees that his neighbors' lawns all need mowing. He offers to provide the service in exchange for a wage of $20 per hour. Some neighbors accept Alex's offer and others refuse. Economists would describe Alex's behavior as

86) _____

A) rational self-interest because he is attempting to increase his own income by identifying and satisfying someone else's wants.
B) greedy because he is asking for a high wage that some of his neighbors can't afford to pay.
C) selfish because he is asking for a wage that is higher than others might charge.
D) irrational because some neighbors refused his offer.

Question Details
AACSB : Reflective Thinking
Accessibility : Keyboard Navigation
Bloom's : Remember
Difficulty : 01 Easy
Learning Objective : 01-01 Define economics and the features of the economic perspective.
Test Bank : I
Topic : The Economic Perspective

Macroeconomics 22nd edition McConnell Test Bank

87) Kara was out jogging and, despite being tired, decided to run one more mile. Based on her actions, economists would conclude that Kara

87) _____

A) must be an avid runner.
B) decided that the marginal benefit of running one more mile would outweigh the cost of the additional mile.
C) decided that the marginal cost of running one more mile would outweigh the benefit of the additional mile.
D) was not very tired, so the marginal cost of the extra mile was very low.

Question Details
AACSB : Reflective Thinking
Accessibility : Keyboard Navigation
Bloom's : Remember
Difficulty : 01 Easy
Learning Objective : 01-01 Define economics and the features of the economic perspective.
Test Bank : I
Topic : The Economic Perspective

88) Economics is a social science that studies how individuals, institutions, and society may

88) _____

A) expand the amount of resources available to them.
B) attain a minimum level of production.
C) best use resources to maximize satisfaction of economic wants.
D) reduce the amount of goods and services they need.

Question Details
AACSB : Reflective Thinking
Accessibility : Keyboard Navigation
Bloom's : Remember
Difficulty : 01 Easy
Learning Objective : 01-01 Define economics and the features of the economic perspective.
Topic : The Economic Perspective
Test Bank : II

Macroeconomics 22nd edition McConnell Test Bank

89) The basic truth that underlies the study of economics is the fact that we all face

89) _____

A) death.
B) taxes.
C) risk.
D) scarcity.

Question Details
AACSB : Reflective Thinking
Accessibility : Keyboard Navigation
Bloom's : Remember
Difficulty : 01 Easy
Learning Objective : 01-01 Define economics and the features of the economic perspective.
Topic : The Economic Perspective
Test Bank : II

90) A recurring theme in economics is that people

90) _____

A) have unlimited resources but limited economic wants.
B) can increase resources by limiting their economic wants.
C) have limited economic wants and limited resources.
D) have unlimited economic wants but limited resources.

Question Details
AACSB : Reflective Thinking
Accessibility : Keyboard Navigation
Bloom's : Remember
Difficulty : 01 Easy
Learning Objective : 01-01 Define economics and the features of the economic perspective.
Topic : The Economic Perspective
Test Bank : II

Macroeconomics 22nd edition McConnell Test Bank

91) As a consequence of the problem of scarcity,

91) _____

A) there is never enough of anything.
B) individuals have to make choices from among alternatives.
C) only some people can "have it all."
D) things which are plentiful have relatively high prices.

Question Details
AACSB : Reflective Thinking
Accessibility : Keyboard Navigation
Bloom's : Remember
Difficulty : 01 Easy
Learning Objective : 01-01 Define economics and the features of the economic perspective.
Topic : The Economic Perspective
Test Bank : II

92) What does "there is no such thing as a free lunch" mean in economics?

92) _____

A) Scarce resources are used up to provide "freebies" and giveaways.
B) Sometimes people may take friends out to lunch and pay for them.
C) All items on the lunch menu have specific prices.
D) Products only have value because people are willing to pay for them.

Question Details
AACSB : Reflective Thinking
Accessibility : Keyboard Navigation
Bloom's : Remember
Difficulty : 01 Easy
Learning Objective : 01-01 Define economics and the features of the economic perspective.
Topic : The Economic Perspective
Test Bank : II

93) The idea in economics that "there is no free lunch" means that

Macroeconomics 22nd edition McConnell Test Bank

93) _____

A) businesses would go bankrupt if they offered free lunches.
B) the thought of a free lunch is often better than the reality of consuming it.
C) there are opportunity costs involved even in free lunches.
D) free lunches used by businesses to attract customers are an inefficient marketing ploy.

Question Details
AACSB : Reflective Thinking
Accessibility : Keyboard Navigation
Bloom's : Remember
Difficulty : 01 Easy
Learning Objective : 01-01 Define economics and the features of the economic perspective.
Topic : The Economic Perspective
Test Bank : II

94) The opportunity cost of doing or getting something is defined as

94) _____

A) the difference between the marginal cost and benefit of doing something.
B) the materials used in doing or getting something.
C) the value of the best alternative that is given up in order to do or get something.
D) the money spent in doing or getting something.

Question Details
AACSB : Reflective Thinking
Accessibility : Keyboard Navigation
Bloom's : Remember
Difficulty : 01 Easy
Learning Objective : 01-01 Define economics and the features of the economic perspective.
Topic : The Economic Perspective
Test Bank : II

95) Economic analysis assumes "purposeful behavior," which means that people will pursue decisions or actions

Macroeconomics 22nd edition McConnell Test Bank

95) _____

A) that will increase their well-being.
B) always based on full or complete information.
C) with minimal consideration for their emotions.
D) without making any logical mistakes.

Question Details
AACSB : Reflective Thinking
Accessibility : Keyboard Navigation
Bloom's : Remember
Difficulty : 01 Easy
Learning Objective : 01-01 Define economics and the features of the economic perspective.
Topic : The Economic Perspective
Test Bank : II

96) The notion of "purposeful behavior" in the economic perspective suggests that

96) _____

A) people will tend to stick with a particular choice for a long period of time.
B) economic analysis will provide people with a single "right" way to behave.
C) economists do not believe that people can sometimes behave impulsively.
D) one person's choice may differ from another's if their circumstances and information differ.

Question Details
AACSB : Reflective Thinking
Accessibility : Keyboard Navigation
Bloom's : Remember
Difficulty : 01 Easy
Learning Objective : 01-01 Define economics and the features of the economic perspective.
Topic : The Economic Perspective
Test Bank : II

97) When studying human behavior, economists assume rational self-interest. This means that

Macroeconomics 22nd edition McConnell Test Bank

97) _____

A) people make decisions based on some desired outcome.
B) people are quite selfish and are not concerned about others.
C) people always make the right decisions.
D) people have all the information they need to make a decision.

Question Details
AACSB : Reflective Thinking
Accessibility : Keyboard Navigation
Bloom's : Remember
Difficulty : 01 Easy
Learning Objective : 01-01 Define economics and the features of the economic perspective.
Topic : The Economic Perspective
Test Bank : II

98) When a state government chooses to build more roads, the resources used are no longer available for public education programs. This dilemma illustrates the concept of

98) _____

A) production expenses.
B) unemployment issues.
C) unintended consequences.
D) opportunity cost.

Question Details
AACSB : Reflective Thinking
Accessibility : Keyboard Navigation
Bloom's : Remember
Difficulty : 01 Easy
Learning Objective : 01-01 Define economics and the features of the economic perspective.
Topic : The Economic Perspective
Test Bank : II

99) The opportunity cost of constructing a new public highway is the

99) _____

Macroeconomics 22nd edition McConnell Test Bank

A) money cost of hiring contractors and construction workers for the new highway.
B) value of other goods and services that are sacrificed in order to construct the new highway.
C) expected cost of constructing the new highway in a future year.
D) value of shorter driving times and distances when the new highway is completed.

Question Details
AACSB : Reflective Thinking
Accessibility : Keyboard Navigation
Bloom's : Remember
Difficulty : 01 Easy
Learning Objective : 01-01 Define economics and the features of the economic perspective.
Topic : The Economic Perspective
Test Bank : II

100) The opportunity cost to a consumer who smokes cigarettes consists of the

100) _____

A) costs imposed on others who inhale second-hand smoke.
B) products that the consumer could have bought instead of cigarettes.
C) amount of cigarette taxes paid by this consumer.
D) cost of complementary products such as lighters, ashtrays, and cigarette holders.

Question Details
AACSB : Reflective Thinking
Accessibility : Keyboard Navigation
Bloom's : Remember
Difficulty : 01 Easy
Learning Objective : 01-01 Define economics and the features of the economic perspective.
Topic : The Economic Perspective
Test Bank : II

101) The economic perspective focuses largely on marginal analysis, which means analyzing

101) _____

Macroeconomics 22nd edition McConnell Test Bank

A) peripheral elements of a given issue or action.
B) the minor aspects of a given issue or decision.
C) the changes in the situation that would result from a given action.
D) emotional and psychological facets of a given action.

Question Details
AACSB : Reflective Thinking
Accessibility : Keyboard Navigation
Bloom's : Remember
Difficulty : 01 Easy
Learning Objective : 01-01 Define economics and the features of the economic perspective.
Topic : The Economic Perspective
Test Bank : II

102) Which of the following is the best synonym for "marginal" in economics?

102) _____

A) scarce
B) additional
C) basic
D) minor

Question Details
AACSB : Reflective Thinking
Accessibility : Keyboard Navigation
Bloom's : Remember
Difficulty : 01 Easy
Learning Objective : 01-01 Define economics and the features of the economic perspective.
Topic : The Economic Perspective
Test Bank : II

103) Which of the following is another way of saying "marginal benefits of an action"?

103) _____

Macroeconomics 22nd edition McConnell Test Bank

A) benefits given up, once the action is taken
B) unintended gains from taking the action
C) benefits accruing to others as a result of one's action
D) extra benefits resulting from the action

Question Details
AACSB : Reflective Thinking
Accessibility : Keyboard Navigation
Bloom's : Remember
Difficulty : 01 Easy
Learning Objective : 01-01 Define economics and the features of the economic perspective.
Topic : The Economic Perspective
Test Bank : II

104) Mia wants to buy a book. The economic perspective suggests that Mia will buy the book if

104) _____

A) she has enough money to pay for the marginal cost of the book.
B) the marginal benefit of the book is a positive value.
C) the marginal cost of the book is greater than its marginal benefit.
D) the marginal benefit of the book is greater than its marginal cost.

Question Details
AACSB : Reflective Thinking
Accessibility : Keyboard Navigation
Bloom's : Remember
Difficulty : 01 Easy
Learning Objective : 01-01 Define economics and the features of the economic perspective.
Topic : The Economic Perspective
Test Bank : II

105) From an economic perspective, when a consumer decides to buy more life insurance, the consumer has most likely concluded that the

105) _____

Macroeconomics 22nd edition McConnell Test Bank

A) marginal cost of more insurance coverage is negative.
B) marginal benefit of more insurance coverage is greater than zero.
C) marginal benefit of more insurance coverage is greater than the marginal cost.
D) marginal cost of more insurance coverage is equal to the payment for the extra coverage.

Question Details
AACSB : Reflective Thinking
Accessibility : Keyboard Navigation
Bloom's : Remember
Difficulty : 01 Easy
Learning Objective : 01-01 Define economics and the features of the economic perspective.
Topic : The Economic Perspective
Test Bank : II

106) From an economic perspective, when consumers leave a fast-food restaurant because the lines to be served are too long, they have concluded that the

106) _____

A) marginal cost of waiting is less than the marginal benefit of eating in that restaurant.
B) marginal cost of waiting is greater than the marginal benefit of eating in that restaurant.
C) management is exhibiting irrational behavior by not considering the marginal cost and the marginal benefit of standing in line by the consumer.
D) management is making an assumption that other things are equal.

Question Details
AACSB : Reflective Thinking
Accessibility : Keyboard Navigation
Bloom's : Remember
Difficulty : 01 Easy
Learning Objective : 01-01 Define economics and the features of the economic perspective.
Topic : The Economic Perspective
Test Bank : II

Macroeconomics 22nd edition McConnell Test Bank

107) Which of the following best represents the economic perspective used in customer decision making at fast-food restaurants?

107) _____

A) customers selecting the shortest line.
B) decisions for which marginal costs exceed marginal benefits.
C) all customer lines tending to be of different lengths.
D) irrational purchasing of high-fat-content food.

Question Details
AACSB : Reflective Thinking
Accessibility : Keyboard Navigation
Bloom's : Remember
Difficulty : 01 Easy
Learning Objective : 01-01 Define economics and the features of the economic perspective.
Test Bank : I
Topic : The Economic Perspective

108) At fast-food restaurants

108) _____

A) consumers enjoy complete and accurate information.
B) decisions are usually made by trial and error.
C) decisions entail comparisons of marginal costs and marginal benefits.
D) benefits always exceed costs.

Question Details
AACSB : Reflective Thinking
Accessibility : Keyboard Navigation
Bloom's : Remember
Difficulty : 01 Easy
Learning Objective : 01-01 Define economics and the features of the economic perspective.
Test Bank : I
Topic : The Economic Perspective

109) Consumers might leave a fast-food restaurant without being served because

Macroeconomics 22nd edition McConnell Test Bank

109) _____

A) they are misinformed about the marginal cost and marginal benefits of the food being served.
B) they conclude that the marginal cost (monetary plus time costs) exceeds the marginal benefit.
C) the environment is not conducive to a rational choice.
D) the lines waiting for service are not of equal length.

Question Details
AACSB : Reflective Thinking
Accessibility : Keyboard Navigation
Bloom's : Remember
Difficulty : 01 Easy
Learning Objective : 01-01 Define economics and the features of the economic perspective.
Test Bank : I
Topic : The Economic Perspective

110) The process of observing real-world behavior, developing hypotheses, testing them against facts, then using the results to construct theories is called

110) _____

A) opportunity cost estimation.
B) the scientific method.
C) marginal analysis.
D) normative analysis.

Question Details
AACSB : Reflective Thinking
Accessibility : Keyboard Navigation
Bloom's : Remember
Difficulty : 01 Easy
Test Bank : II
Learning Objective : 01-02 Describe the role of economic theory in economics.
Topic : Theories, Principles, and Models

Macroeconomics 22nd edition McConnell Test Bank

111) An economic model is a purposeful simplification of reality, whose function includes

111) _____

A) understanding the full complexity of the real world.
B) predicting the behavior of each and every individual or organization.
C) analyzing the behavior of a typical or average consumer or firm.
D) forecasting random economic events with a high level of accuracy.

Question Details
AACSB : Reflective Thinking
Accessibility : Keyboard Navigation
Bloom's : Remember
Difficulty : 01 Easy
Test Bank : II
Learning Objective : 01-02 Describe the role of economic theory in economics.
Topic : Theories, Principles, and Models

112) The economic principle that the "unemployment rate will tend to increase as the economy moves into a recession" is an example of

112) _____

A) a normative statement.
B) an assumption.
C) loaded terminology.
D) a generalization.

Question Details
AACSB : Reflective Thinking
Accessibility : Keyboard Navigation
Bloom's : Remember
Difficulty : 01 Easy
Test Bank : II
Learning Objective : 01-02 Describe the role of economic theory in economics.
Topic : Theories, Principles, and Models

113) An economic hypothesis

Macroeconomics 22nd edition McConnell Test Bank

113) _____

A) has the same meaning as an economic principle or economic law.
B) is usually a normative statement.
C) is a possible explanation of cause and effect.
D) is a stronger generalization than an economic law.

Question Details
AACSB : Reflective Thinking
Accessibility : Keyboard Navigation
Test Bank : I
Learning Objective : 01-02 Describe the role of economic theory in economics.
Topic : Theories, Principles, and Models
Bloom's : Understand
Difficulty : 02 Medium

114) Which of the following terms implies the *least* degree of confidence in an economic generalization?

114) _____

A) hypothesis
B) theory
C) principle
D) law

Question Details
AACSB : Reflective Thinking
Accessibility : Keyboard Navigation
Test Bank : I
Learning Objective : 01-02 Describe the role of economic theory in economics.
Topic : Theories, Principles, and Models
Bloom's : Understand
Difficulty : 02 Medium

115) Which of the following terms implies the *greatest* degree of confidence in an economic generalization?

Macroeconomics 22nd edition McConnell Test Bank

115) _____

A) hypothesis
B) comparison
C) theory
D) anomaly

Question Details
AACSB : Reflective Thinking
Accessibility : Keyboard Navigation
Test Bank : I
Learning Objective : 01-02 Describe the role of economic theory in economics.
Topic : Theories, Principles, and Models
Bloom's : Understand
Difficulty : 02 Medium

116) A well-tested economic theory is often called

116) _____

A) a hypothesis.
B) a prototype.
C) a principle.
D) an anomaly.

Question Details
AACSB : Reflective Thinking
Accessibility : Keyboard Navigation
Test Bank : I
Learning Objective : 01-02 Describe the role of economic theory in economics.
Topic : Theories, Principles, and Models
Bloom's : Understand
Difficulty : 02 Medium

117) The scientific method is

117) _____

Macroeconomics 22nd edition McConnell Test Bank

A) not applicable to economics because economics deals with human beings.
B) also known as the economic perspective.
C) employed to form hypotheses out of existing laws and theories.
D) used by economists and other social scientists, as well as by physical scientists and life scientists, to formulate and test hypotheses.

Question Details
AACSB : Reflective Thinking
Accessibility : Keyboard Navigation
Test Bank : I
Learning Objective : 01-02 Describe the role of economic theory in economics.
Topic : Theories, Principles, and Models
Bloom's : Understand
Difficulty : 02 Medium

118) The process by which economists test hypotheses against facts to develop theories, principles, and models is called

118) _____

A) the economic perspective.
B) the scientific method.
C) policy economics.
D) microeconomics.

Question Details
AACSB : Reflective Thinking
Accessibility : Keyboard Navigation
Test Bank : I
Learning Objective : 01-02 Describe the role of economic theory in economics.
Topic : Theories, Principles, and Models
Bloom's : Understand
Difficulty : 02 Medium

119) Economic theories

119) _____

Macroeconomics 22nd edition McConnell Test Bank

A) are useless because they are not based on laboratory experimentation.
B) that are true for individual economic units are never true for the economy as a whole.
C) are generalizations based on hypotheses tested and supported with observed facts.
D) are abstractions and therefore of no application to real situations.

Question Details
AACSB : Reflective Thinking
Accessibility : Keyboard Navigation
Test Bank : I
Learning Objective : 01-02 Describe the role of economic theory in economics.
Topic : Theories, Principles, and Models
Bloom's : Understand
Difficulty : 02 Medium

120) Which of the following is a *correct* statement?

120) _____

A) Economic concepts or laws that are valid during recessions are necessarily valid during prosperity.
B) Although they are generalizations, economic laws are useful because they allow us to predict and therefore influence or adjust to events.
C) Economists use the scientific method. Therefore, economic laws are as quantitatively precise as the laws of physics or chemistry.
D) Because economics is primarily concerned with questions of "ought," it is a branch of applied ethics and not scientific.

Question Details
AACSB : Reflective Thinking
Accessibility : Keyboard Navigation
Test Bank : I
Learning Objective : 01-02 Describe the role of economic theory in economics.
Topic : Theories, Principles, and Models
Bloom's : Understand
Difficulty : 02 Medium

121) In constructing models, economists

Macroeconomics 22nd edition McConnell Test Bank

121) _____

A) make simplifying assumptions.
B) include all available information.
C) must use mathematical equations.
D) attempt to duplicate the real world.

Question Details
AACSB : Reflective Thinking
Accessibility : Keyboard Navigation
Test Bank : I
Learning Objective : 01-02 Describe the role of economic theory in economics.
Topic : Theories, Principles, and Models
Bloom's : Understand
Difficulty : 02 Medium

122) The Latin term "ceteris paribus" means

122) _____

A) that if event A precedes event B, A has caused B.
B) that economics deals with facts, not values.
C) other things equal.
D) prosperity inevitably follows recession.

Question Details
AACSB : Reflective Thinking
Accessibility : Keyboard Navigation
Test Bank : I
Learning Objective : 01-02 Describe the role of economic theory in economics.
Topic : Theories, Principles, and Models
Bloom's : Understand
Difficulty : 02 Medium

123) The basic purpose of the other-things-equal assumption is to

123) _____

Macroeconomics 22nd edition McConnell Test Bank

A) allow one to reason about the relationship between variables *X* and *Y* without the intrusion of variable *Z*.
B) allow one to focus upon micro variables by ignoring macro variables.
C) allow one to focus upon macro variables by ignoring micro variables.
D) determine whether *X* causes *Y* or vice versa.

Question Details
AACSB : Reflective Thinking
Accessibility : Keyboard Navigation
Test Bank : I
Learning Objective : 01-02 Describe the role of economic theory in economics.
Topic : Theories, Principles, and Models
Bloom's : Understand
Difficulty : 02 Medium

124) Suppose an economist says that "other things equal, the lower the price of bananas, the greater the amount of bananas purchased." This statement indicates that

124) _____

A) the quantity of bananas purchased determines the price of bananas.
B) all factors other than the price of bananas (for example, consumer tastes and incomes) are assumed to be constant.
C) everyone will buy more bananas when the price falls.
D) one cannot generalize about the relationship between the price of bananas and the quantity purchased.

Question Details
AACSB : Reflective Thinking
Accessibility : Keyboard Navigation
Test Bank : I
Learning Objective : 01-02 Describe the role of economic theory in economics.
Topic : Theories, Principles, and Models
Bloom's : Understand
Difficulty : 02 Medium

125) The phrase "other things equal" means that

Macroeconomics 22nd edition McConnell Test Bank

125) _____

A) the associated statement is normative.
B) many variables affect the variable under consideration.
C) a number of relevant variables are assumed to be constant.
D) when variable *X* increases, so does related variable *Y*.

Question Details
AACSB : Reflective Thinking
Accessibility : Keyboard Navigation
Test Bank : I
Learning Objective : 01-02 Describe the role of economic theory in economics.
Topic : Theories, Principles, and Models
Bloom's : Understand
Difficulty : 02 Medium

126) Kelly works at an ice cream shop and observes that the number of people buying ice cream varies greatly from day to day. For a couple of weeks, she has recorded the number of people at the shop each day, as well as the daily temperature. If Kelly is using the scientific method to better understand ice cream buying habits, her next step is to

126) _____

A) conclude definitively that people buy more ice cream when the temperature rises.
B) state her findings as a well-tested economic principle.
C) use the observed data to form a hypothesis about ice cream buying behavior.
D) throw out the data if it does not show a perfect relationship between buying habits and the other information she has collected.

Question Details
AACSB : Reflective Thinking
Accessibility : Keyboard Navigation
Test Bank : I
Learning Objective : 01-02 Describe the role of economic theory in economics.
Topic : Theories, Principles, and Models
Bloom's : Understand
Difficulty : 02 Medium

Macroeconomics 22nd edition McConnell Test Bank

127) Rosa works at a gelato shop and observes that the number of people buying gelato varies greatly from day to day. For a couple of weeks, she has recorded the number of people at the shop each day, as well as the daily temperature, and has observed a positive relationship between temperature and the number of customers. Based on her observations, Rosa should

127) _____

A) conclude definitively that people buy more gelato when the temperature rises.
B) determine if there are other relevant factors and attempt to hold these constant before drawing conclusions.
C) continue to gather data on the number of visitors and daily temperatures, because eventually other relevant variables will not matter.
D) throw out the data if it does not show a perfect relationship between buying habits and temperature.

Question Details
AACSB : Reflective Thinking
Accessibility : Keyboard Navigation
Test Bank : I
Learning Objective : 01-02 Describe the role of economic theory in economics.
Topic : Theories, Principles, and Models
Bloom's : Understand
Difficulty : 02 Medium

128) Economic models do not reflect the full complexity of reality, but instead are based on

128) _____

A) simplifications.
B) trade-offs.
C) value judgments.
D) predictions.

Macroeconomics 22nd edition McConnell Test Bank

Question Details
AACSB : Reflective Thinking
Accessibility : Keyboard Navigation
Test Bank : II
Learning Objective : 01-02 Describe the role of economic theory in economics.
Topic : Theories, Principles, and Models
Bloom's : Understand
Difficulty : 02 Medium

129) The role of an assumption in an economic theory is to

129) _____

A) add realism.
B) prove the theory.
C) cover special cases.
D) simplify the complex reality.

Question Details
AACSB : Reflective Thinking
Accessibility : Keyboard Navigation
Test Bank : II
Learning Objective : 01-02 Describe the role of economic theory in economics.
Topic : Theories, Principles, and Models
Bloom's : Understand
Difficulty : 02 Medium

130) Another way of saying " *ceteris paribus*" is

130) _____

A) other things equal.
B) in general.
C) in reality.
D) because of this.

Macroeconomics 22nd edition McConnell Test Bank

Question Details
AACSB : Reflective Thinking
Accessibility : Keyboard Navigation
Test Bank : II
Learning Objective : 01-02 Describe the role of economic theory in economics.
Topic : Theories, Principles, and Models
Bloom's : Understand
Difficulty : 02 Medium

131) The purpose of the *ceteris paribus* assumption used in economic analysis is to

131) _____

A) avoid making normative statements.
B) distinguish macroeconomics from microeconomics.
C) make sure that all relevant factors are considered.
D) focus on the effect of a single factor on a certain variable.

Question Details
AACSB : Reflective Thinking
Accessibility : Keyboard Navigation
Test Bank : II
Learning Objective : 01-02 Describe the role of economic theory in economics.
Topic : Theories, Principles, and Models
Bloom's : Understand
Difficulty : 02 Medium

132) Economists have difficulty applying the scientific method because

132) _____

A) economics has a short history.
B) the scientific method does not really apply to economics.
C) people are the focus of economics, and their behavior is highly predictable.
D) controlled laboratory experiments in economics are often not feasible.

Macroeconomics 22nd edition McConnell Test Bank

Question Details
AACSB : Reflective Thinking
Accessibility : Keyboard Navigation
Test Bank : II
Learning Objective : 01-02 Describe the role of economic theory in economics.
Topic : Theories, Principles, and Models
Bloom's : Understand
Difficulty : 02 Medium

133) Macroeconomics approaches the study of economics from the viewpoint of

133) _____

A) the entire economy.
B) governmental units.
C) the operation of specific product and resource markets.
D) individual firms.

Question Details
Accessibility : Keyboard Navigation
Test Bank : I
Difficulty : 02 Medium
Bloom's : Analyze
Learning Objective : 01-03 Distinguish microeconomics from macroeconomics and positive economics from
Topic : Microeconomics and Macroeconomics

134) Which of the following is associated with macroeconomics?

134) _____

A) an examination of the incomes of professional athletes
B) an empirical investigation of the general price level and unemployment rates since 1990
C) a study of the trend of pecan prices since the Second World War
D) a case study of pricing and production in the textbook industry

Macroeconomics 22nd edition McConnell Test Bank

Question Details
Accessibility : Keyboard Navigation
Test Bank : I
Difficulty : 02 Medium
Bloom's : Analyze
Learning Objective : 01-03 Distinguish microeconomics from macroeconomics and positive economics from
Topic : Microeconomics and Macroeconomics

135) The issues of inflation, unemployment, and business cycles are

135) _____

A) major topics of macroeconomics.
B) not relevant to the U.S. economy.
C) the primary focus of microeconomics.
D) positive economic issues, but not normative issues.

Question Details
Accessibility : Keyboard Navigation
Test Bank : I
Difficulty : 02 Medium
Bloom's : Analyze
Learning Objective : 01-03 Distinguish microeconomics from macroeconomics and positive economics from
Topic : Microeconomics and Macroeconomics

136) Which of the following statements pertains most directly to macroeconomics?

136) _____

A) Because the minimum wage was raised, Mrs. Olsen decided to enter the labor force.
B) A decline in the price of soybeans caused farmer Wanek to plant more wheat.
C) National income grew by 2.7 percent last year.
D) The Pumpkin Center State Bank increased its interest rate on consumer loans by 1 percentage point.

Macroeconomics 22nd edition McConnell Test Bank

Question Details
Accessibility : Keyboard Navigation
Test Bank : I
Bloom's : Analyze
Learning Objective : 01-03 Distinguish microeconomics from macroeconomics and positive economics from
Topic : Microeconomics and Macroeconomics
Difficulty : 03 Hard

137) Macroeconomics can best be described as the

137) _____

A) analysis of how a consumer tries to spend income.
B) study of the large aggregates of the economy or the economy as a whole.
C) analysis of how firms attempt to maximize their profits.
D) study of how supply and demand determine prices in individual markets.

Question Details
Accessibility : Keyboard Navigation
Test Bank : I
Difficulty : 02 Medium
Bloom's : Analyze
Learning Objective : 01-03 Distinguish microeconomics from macroeconomics and positive economics from
Topic : Microeconomics and Macroeconomics

138) Microeconomics is concerned with

138) _____

A) the aggregate or total levels of income, employment, and output.
B) a detailed examination of specific economic units that make up the economic system.
C) positive economics, but not normative economics.
D) establishing an overall view of the operation of the economic system.

Macroeconomics 22nd edition McConnell Test Bank

Question Details
Accessibility : Keyboard Navigation
Difficulty : 01 Easy
Test Bank : I
Bloom's : Analyze
Learning Objective : 01-03 Distinguish microeconomics from macroeconomics and positive economics from
Topic : Microeconomics and Macroeconomics

139) Which of the following is a microeconomic statement?

139) _____

A) The real domestic output increased by 1.6 percent last year.
B) Unemployment was 5.2 percent of the labor force last year.
C) The price of smartphones declined 2.8 percent last year.
D) The general price level increased by 1.1 percent last year.

Question Details
Accessibility : Keyboard Navigation
Test Bank : I
Difficulty : 02 Medium
Bloom's : Analyze
Learning Objective : 01-03 Distinguish microeconomics from macroeconomics and positive economics from
Topic : Microeconomics and Macroeconomics

140) Which of the following statements is true?

140) _____

A) Microeconomics focuses on specific decision-making units of the economy; macroeconomics examines the economy as a whole.
B) Macroeconomics focuses on specific decision-making units of the economy; microeconomics examines the economy as a whole.
C) Every topic in economics is either a microeconomic or a macroeconomic issue; a topic cannot be both.
D) Topics in microeconomics have public policy implications; topics in macroeconomics do not.

Macroeconomics 22nd edition McConnell Test Bank

Question Details
Accessibility : Keyboard Navigation
Difficulty : 01 Easy
Test Bank : I
Bloom's : Analyze
Learning Objective : 01-03 Distinguish microeconomics from macroeconomics and positive economics from
Topic : Microeconomics and Macroeconomics

141) A normative statement is one that

141) _____

A) is based on the law of averages.
B) applies only to microeconomics.
C) applies only to macroeconomics.
D) is based on value judgments.

Question Details
Accessibility : Keyboard Navigation
Difficulty : 01 Easy
Test Bank : I
Bloom's : Analyze
Learning Objective : 01-03 Distinguish microeconomics from macroeconomics and positive economics from
Topic : Microeconomics and Macroeconomics

142) A positive statement is one that

142) _____

A) is derived by induction.
B) is derived by deduction.
C) focuses on the best course of action and is based on value judgments.
D) focuses on facts, descriptions, and theoretical relationships.

Macroeconomics 22nd edition McConnell Test Bank

Question Details
Accessibility : Keyboard Navigation
Test Bank : I
Difficulty : 02 Medium
Bloom's : Analyze
Learning Objective : 01-03 Distinguish microeconomics from macroeconomics and positive economics from
Topic : Microeconomics and Macroeconomics

143) Which of the following is a positive statement?

143) _____

A) A humidity level of 90 percent is too high.
B) It is too hot to run outside when the temperature exceeds 80 degrees.
C) The temperature is 92 degrees today.
D) Summer evenings are nice when it cools off to around 70 degrees.

Question Details
Accessibility : Keyboard Navigation
Test Bank : I
Difficulty : 02 Medium
Bloom's : Analyze
Learning Objective : 01-03 Distinguish microeconomics from macroeconomics and positive economics from
Topic : Microeconomics and Macroeconomics

144) Normative statements are concerned primarily with

144) _____

A) facts and theories.
B) what ought to be.
C) what is.
D) rational choice involving costs and benefits.

Macroeconomics 22nd edition McConnell Test Bank

Question Details
Accessibility : Keyboard Navigation
Difficulty : 01 Easy
Test Bank : I
Bloom's : Analyze
Learning Objective : 01-03 Distinguish microeconomics from macroeconomics and positive economics from
Topic : Microeconomics and Macroeconomics

145) A positive statement is concerned primarily with

145) _____

A) some goal that is desirable to society.
B) what should be.
C) what is.
D) the formulation of economic policy.

Question Details
Accessibility : Keyboard Navigation
Difficulty : 01 Easy
Test Bank : I
Bloom's : Analyze
Learning Objective : 01-03 Distinguish microeconomics from macroeconomics and positive economics from
Topic : Microeconomics and Macroeconomics

146) "Economics is concerned with how individuals, institutions, and society make optimal choices under conditions of scarcity." This statement is

146) _____

A) positive but incorrect.
B) positive and correct.
C) normative but incorrect.
D) normative and correct.

Macroeconomics 22nd edition McConnell Test Bank

Question Details
Accessibility : Keyboard Navigation
Test Bank : I
Bloom's : Analyze
Learning Objective : 01-03 Distinguish microeconomics from macroeconomics and positive economics from
Topic : Microeconomics and Macroeconomics
Difficulty : 03 Hard

147) Ben says that "an increase in the tax on beer will raise its price." Holly argues that "taxes should be increased on beer because college students drink too much." We can conclude that

147) _____

A) Ben's statement is normative, but Holly's is positive.
B) Holly's statement is normative, but Ben's is positive.
C) Both statements are normative.
D) Both statements are positive.

Question Details
Accessibility : Keyboard Navigation
Test Bank : I
Bloom's : Analyze
Learning Objective : 01-03 Distinguish microeconomics from macroeconomics and positive economics from
Topic : Microeconomics and Macroeconomics
Difficulty : 03 Hard

148) "Macroeconomics is the part of economics concerned with individual units, such as a person, a household, a firm, or an industry." This statement is

148) _____

A) positive but incorrect.
B) positive and correct.
C) normative but incorrect.
D) normative and correct.

Macroeconomics 22nd edition McConnell Test Bank

Question Details
Accessibility : Keyboard Navigation
Test Bank : I
Bloom's : Analyze
Learning Objective : 01-03 Distinguish microeconomics from macroeconomics and positive economics from
Topic : Microeconomics and Macroeconomics
Difficulty : 03 Hard

149) Which of the following illustrates a macroeconomic question?

149) _____

A) Should the salaries of financial executives be regulated by the government?
B) Are increasing wage demands by workers contributing to price inflation?
C) What is the least costly way to produce automobiles and trucks in the United States?
D) Will the introduction of a new computer chip change the demand for computers?

Question Details
Accessibility : Keyboard Navigation
Test Bank : II
Bloom's : Analyze
Learning Objective : 01-03 Distinguish microeconomics from macroeconomics and positive economics from
Topic : Microeconomics and Macroeconomics
Difficulty : 03 Hard

150) Which of the following exemplifies a microeconomic question?

150) _____

A) What is the current national rate of unemployment?
B) Is the economy experiencing a decline in the rate of inflation?
C) Will a new type of electronic reader or tablet increase the number of buyers?
D) Is the aggregate output in the economy greater this year than last year?

Macroeconomics 22nd edition McConnell Test Bank

Question Details
Accessibility : Keyboard Navigation
Test Bank : II
Bloom's : Analyze
Learning Objective : 01-03 Distinguish microeconomics from macroeconomics and positive economics from
Topic : Microeconomics and Macroeconomics
Difficulty : 03 Hard

151) Which of the following is an example of a macroeconomic question?

151) _____

A) What is the level of industrial concentration in the U.S. automobile industry?
B) What economic incentives can be used to reduce the cost of health care in the nation?
C) What policies would be recommended for stimulating national economic growth?
D) What market conditions are expected for milk in the nation this year?

Question Details
Accessibility : Keyboard Navigation
Test Bank : II
Bloom's : Analyze
Learning Objective : 01-03 Distinguish microeconomics from macroeconomics and positive economics from
Topic : Microeconomics and Macroeconomics
Difficulty : 03 Hard

152) Which of the following is an example of a microeconomic question?

152) _____

A) What should the Federal government do to reduce the trade deficit with Japan?
B) Will the merger of two airlines likely lead to a higher cost of air travel in the economy?
C) What factors are contributing to the steep rise in the federal government's total debt?
D) Will the inflation rate remain relatively stable this year?

Macroeconomics 22nd edition McConnell Test Bank

Question Details
Accessibility : Keyboard Navigation
Test Bank : II
Bloom's : Analyze
Learning Objective : 01-03 Distinguish microeconomics from macroeconomics and positive economics from
Topic : Microeconomics and Macroeconomics
Difficulty : 03 Hard

153) Which of the following is an illustration of a microeconomic question?

153) _____

A) Is the volume of wine produced in one year dependent upon the price of wine?
B) Does government spending influence interest rates in the economy?
C) Is the purchasing power of the dollar higher or lower today than it was in 2008?
D) Which economic system is better for consumers and firms?

Question Details
Accessibility : Keyboard Navigation
Test Bank : II
Bloom's : Analyze
Learning Objective : 01-03 Distinguish microeconomics from macroeconomics and positive economics from
Topic : Microeconomics and Macroeconomics
Difficulty : 03 Hard

154) Which of the following is an illustration of a macroeconomic question?

154) _____

A) Is a corporation unresponsive to the demands of its customers?
B) Is a consumer boycott an effective means of reducing a product's price?
C) How will the government's budget deficit be affected by public infrastructure projects?
D) Are oil companies ripping off consumers by charging exorbitantly high prices for gasoline?

Macroeconomics 22nd edition McConnell Test Bank

Question Details
Accessibility : Keyboard Navigation
Test Bank : II
Bloom's : Analyze
Learning Objective : 01-03 Distinguish microeconomics from macroeconomics and positive economics from
Topic : Microeconomics and Macroeconomics
Difficulty : 03 Hard

155) The distinction between microeconomics and macroeconomics is

155) _____

A) that microeconomics examines the beach, while macroeconomics looks at the sand, individual rocks, and shells, so to speak.
B) so clear-cut that every topic can be readily labeled as either macro or micro.
C) that microeconomics studies the behavior of individual consumers, workers, and firms, while macroeconomics studies the economy as a whole.
D) that microeconomics seeks to obtain an overview, while macroeconomics observes the details of individual components.

Question Details
Accessibility : Keyboard Navigation
Test Bank : II
Difficulty : 02 Medium
Bloom's : Analyze
Learning Objective : 01-03 Distinguish microeconomics from macroeconomics and positive economics from
Topic : Microeconomics and Macroeconomics

156) Matt observes that "there is a high correlation between educational attainment and the level of income." Jean concurs and adds that "high school graduates should all proceed to college."

156) _____

Macroeconomics 22nd edition McConnell Test Bank

A) Both Matt's and Jean's statements are positive.
B) Both Matt's and Jean's statements are normative.
C) Matt's statement is normative, while Jean's statement is positive.
D) Matt's statement is positive, while Jean's statement is normative.

Question Details
Accessibility : Keyboard Navigation
Test Bank : II
Difficulty : 02 Medium
Bloom's : Analyze
Learning Objective : 01-03 Distinguish microeconomics from macroeconomics and positive economics from
Topic : Microeconomics and Macroeconomics

157) The statement in a newspaper that "consumer prices rose last month by 1 percent, and if this trend continues, the annual rate of inflation will be 12 percent for the year" is an example of

157) _____

A) a normative economic statement.
B) a positive economic statement.
C) microeconomic analysis.
D) rational self-interest.

Question Details
Accessibility : Keyboard Navigation
Test Bank : II
Difficulty : 02 Medium
Bloom's : Analyze
Learning Objective : 01-03 Distinguish microeconomics from macroeconomics and positive economics from
Topic : Microeconomics and Macroeconomics

158) Which of the following is a positive economic statement?

158) _____

Macroeconomics 22nd edition McConnell Test Bank

A) Government must maintain the current level of defense spending to keep the nation safe.
B) The minimum wage should be increased to give people a decent wage.
C) Americans should buy American products in order to boost the national economy.
D) Stock prices rose to a new record last month for the fourth month in a row.

Question Details
Accessibility : Keyboard Navigation
Test Bank : II
Difficulty : 02 Medium
Bloom's : Analyze
Learning Objective : 01-03 Distinguish microeconomics from macroeconomics and positive economics from
Topic : Microeconomics and Macroeconomics

159) Which of the following is a normative economic statement?

159) _____

A) The poverty rate hit a new high last year and income inequality also increased.
B) Health care accounts for roughly a third of total spending in the economy.
C) The government needs to revamp the Social Security program to make it sustainable.
D) Retail sales are expected to continue on their downward trend in the next three quarters.

Question Details
Accessibility : Keyboard Navigation
Test Bank : II
Bloom's : Analyze
Learning Objective : 01-03 Distinguish microeconomics from macroeconomics and positive economics from
Topic : Microeconomics and Macroeconomics
Difficulty : 03 Hard

160) Which one of the following is a normative economic statement?

160) _____

Macroeconomics 22nd edition McConnell Test Bank

A) The unemployment rate fell for the fourth straight month, reflecting the effects from stronger economic growth in the second quarter.

B) The worsening balance of trade must be corrected if this nation is to remain competitive in the world economy.

C) Consumer prices are rising at a faster rate than in past months, indicating a renewal of inflationary pressures on the economy.

D) To help balance the Federal budget, Congress increased the tax on gasoline to its highest level in the past 10 years.

Question Details
Accessibility : Keyboard Navigation
Test Bank : II
Bloom's : Analyze
Learning Objective : 01-03 Distinguish microeconomics from macroeconomics and positive economics from
Topic : Microeconomics and Macroeconomics
Difficulty : 03 Hard

161) The economizing problem is

161) _____

A) the need to make choices because economic wants exceed economic means.
B) how to distribute resources equally among all members of society.
C) that people's means often exceed their wants.
D) that people do not know how to rationally allocate resources.

Question Details
AACSB : Reflective Thinking
Accessibility : Keyboard Navigation
Test Bank : I
Bloom's : Understand
Difficulty : 02 Medium
Learning Objective : 01-04 Explain the individuals economizing problem and illustrate trade-offs, opp
Topic : Individuals Economizing Problem

162) The economizing problem is one of deciding how to make the best use of

Macroeconomics 22nd edition McConnell Test Bank

162) _____

A) virtually unlimited resources to satisfy virtually unlimited wants.
B) limited resources to satisfy virtually unlimited wants.
C) unlimited resources to satisfy limited wants.
D) limited resources to satisfy limited wants.

Question Details
AACSB : Reflective Thinking
Accessibility : Keyboard Navigation
Test Bank : I
Bloom's : Understand
Difficulty : 02 Medium
Learning Objective : 01-04 Explain the individuals economizing problem and illustrate trade-offs, opp
Topic : Individuals Economizing Problem

163) Scarcity

163) _____

A) persists only because countries have failed to achieve continuous full employment.
B) persists because economic wants exceed available resources.
C) has been solved in all industrialized nations.
D) has been eliminated in affluent societies such as the United States and Canada.

Question Details
AACSB : Reflective Thinking
Accessibility : Keyboard Navigation
Test Bank : I
Bloom's : Understand
Difficulty : 02 Medium
Learning Objective : 01-04 Explain the individuals economizing problem and illustrate trade-offs, opp
Topic : Individuals Economizing Problem

164) The alternative combinations of two goods that a consumer can purchase with a specific money income is shown by

164) _____

Macroeconomics 22nd edition McConnell Test Bank

A) a production possibilities curve.
B) a demand curve.
C) a consumer expenditure line.
D) a budget line.

Question Details
AACSB : Reflective Thinking
Accessibility : Keyboard Navigation
Test Bank : I
Bloom's : Understand
Difficulty : 02 Medium
Learning Objective : 01-04 Explain the individuals economizing problem and illustrate trade-offs, opp
Topic : Individuals Economizing Problem

165) The budget line shows

165) _____

A) the amount of product X that a consumer is willing to give up to obtain one more unit of product Y.
B) all possible combinations of two goods that can be purchased, given money income and the prices of the goods.
C) the minimum amount of two goods that a consumer can purchase with a specific money income.
D) all possible combinations of two goods that yield the same level of utility to the consumer.

Question Details
AACSB : Reflective Thinking
Accessibility : Keyboard Navigation
Test Bank : I
Bloom's : Understand
Difficulty : 02 Medium
Learning Objective : 01-04 Explain the individuals economizing problem and illustrate trade-offs, opp
Topic : Individuals Economizing Problem

Macroeconomics 22nd edition McConnell Test Bank

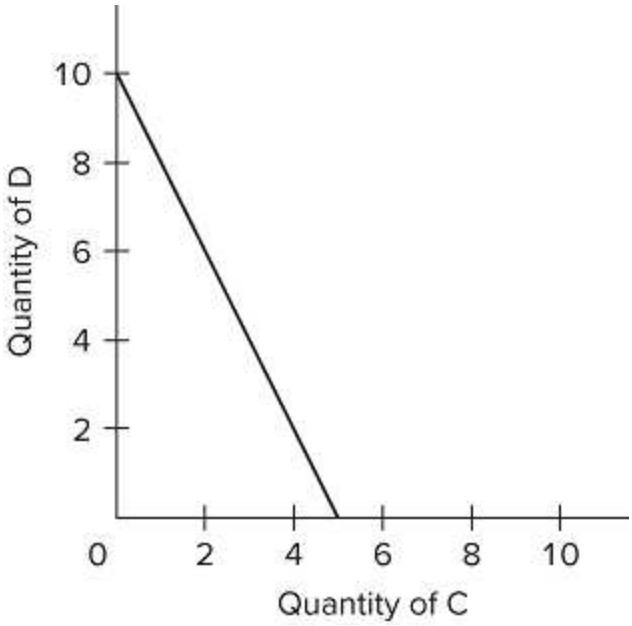

166)

Refer to the budget line shown in the diagram. If the consumer's money income is $50, the 166) _____

A) prices of C and D cannot be determined.
B) price of C is $5 and the price of D is $10.
C) consumer can obtain a combination of 5 units of both C and D.
D) price of C is $10 and the price of D is $5.

Question Details
AACSB : Reflective Thinking
Accessibility : Keyboard Navigation
Test Bank : I
Bloom's : Understand
Difficulty : 02 Medium
Learning Objective : 01-04 Explain the individuals economizing problem and illustrate trade-offs, opp
Topic : Individuals Economizing Problem

Macroeconomics 22nd edition McConnell Test Bank

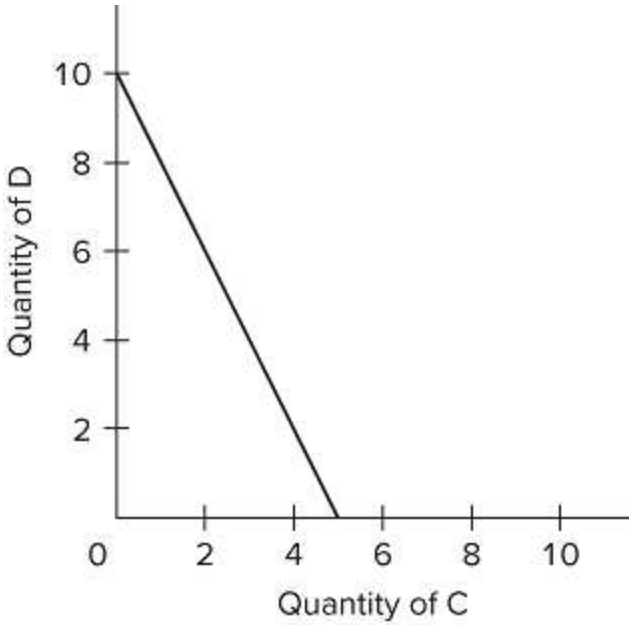

167)

Refer to the budget line shown in the diagram. Which of the following combinations of goods is *unattainable* for this consumer?

167) _____

A) 4 units of C and 6 units of D
B) 5 units of C and no units of D
C) 1 unit of C and 8 units of D
D) 2 units of C and 6 units of D

Question Details
AACSB : Reflective Thinking
Accessibility : Keyboard Navigation
Test Bank : I
Bloom's : Understand
Difficulty : 02 Medium
Learning Objective : 01-04 Explain the individuals economizing problem and illustrate trade-offs, opp
Topic : Individuals Economizing Problem

Macroeconomics 22nd edition McConnell Test Bank

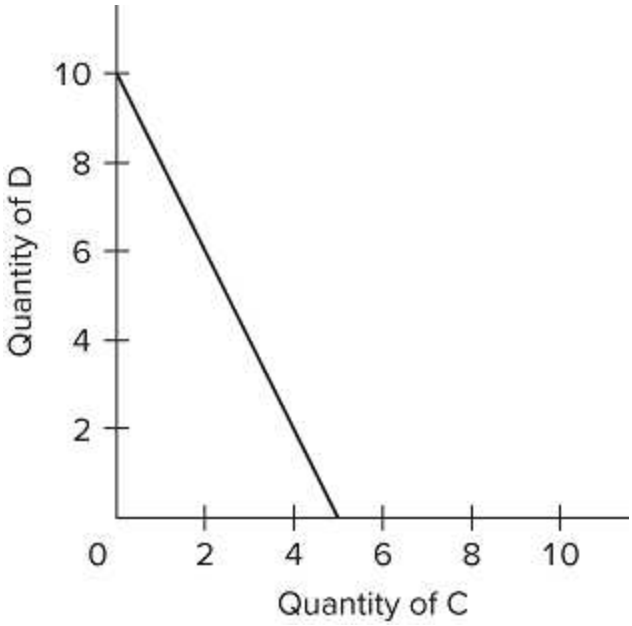

168)

Refer to the budget line shown in the diagram. The absolute value of the slope of the budget line is

168) _____

A) M-U -*C* / M-U- *D*.
B) one-half.
C) P_D / P_C.
D) P_C / P_D.

Question Details
AACSB : Reflective Thinking
Accessibility : Keyboard Navigation
Test Bank : I
Bloom's : Understand
Difficulty : 02 Medium
Learning Objective : 01-04 Explain the individuals economizing problem and illustrate trade-offs, opp
Topic : Individuals Economizing Problem

Macroeconomics 22nd edition McConnell Test Bank

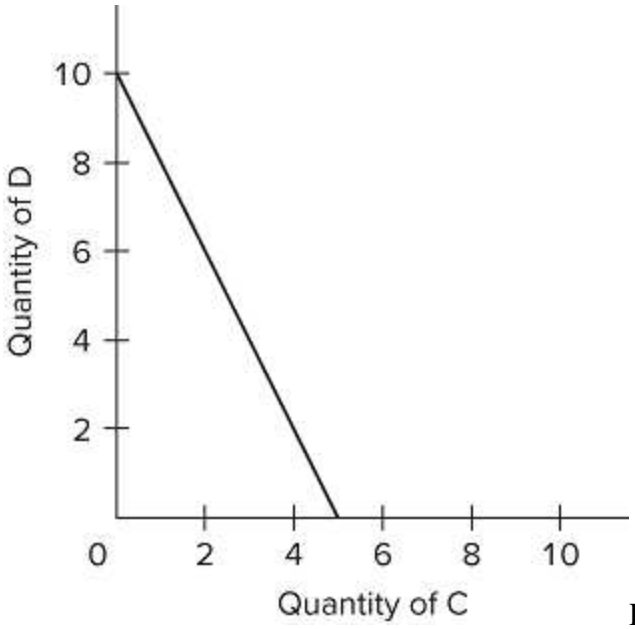

169) Refer to the budget line shown in the diagram. The absolute value of the slope of the budget line is

169) _____

A) two.
B) one-half.
C) five.
D) ten.

Question Details
AACSB : Reflective Thinking
Accessibility : Keyboard Navigation
Test Bank : I
Bloom's : Understand
Difficulty : 02 Medium
Learning Objective : 01-04 Explain the individuals economizing problem and illustrate trade-offs, opp
Topic : Individuals Economizing Problem

170) In moving along a given budget line,

170) _____

Macroeconomics 22nd edition McConnell Test Bank

A) the prices of both products and money income are assumed to be constant.
B) each point on the line will be equally satisfactory to consumers.
C) money income varies, but the prices of the two goods are constant.
D) the prices of both products are assumed to vary, but money income is constant.

Question Details
AACSB : Reflective Thinking
Accessibility : Keyboard Navigation
Test Bank : I
Bloom's : Understand
Difficulty : 02 Medium
Learning Objective : 01-04 Explain the individuals economizing problem and illustrate trade-offs, opp
Topic : Individuals Economizing Problem

171) An increase in money income

171) _____

A) shifts the consumer's budget line to the right.
B) shifts the consumer's budget line to the left.
C) increases the slope of the budget line.
D) has no effect on the budget line.

Question Details
AACSB : Reflective Thinking
Accessibility : Keyboard Navigation
Test Bank : I
Bloom's : Understand
Difficulty : 02 Medium
Learning Objective : 01-04 Explain the individuals economizing problem and illustrate trade-offs, opp
Topic : Individuals Economizing Problem

Macroeconomics 22nd edition McConnell Test Bank

172) The shift of the budget line from *cd* to *ab* in the figure is consistent with

172) _____

A) decreases in the prices of both M and N.
B) an increase in the price of M and a decrease in the price of N.
C) a decrease in money income.
D) an increase in money income.

Question Details
AACSB : Reflective Thinking
Accessibility : Keyboard Navigation
Test Bank : I
Bloom's : Understand
Difficulty : 02 Medium
Learning Objective : 01-04 Explain the individuals economizing problem and illustrate trade-offs, opp
Topic : Individuals Economizing Problem

173) Any combination of goods lying outside of the budget line

173) _____

Macroeconomics 22nd edition McConnell Test Bank

A) implies that the consumer is not spending all of the consumer's income.
B) yields less utility than any point on the budget line.
C) yields less utility than any point inside the budget line.
D) is unattainable, given the consumer's income.

Question Details
AACSB : Reflective Thinking
Accessibility : Keyboard Navigation
Test Bank : I
Bloom's : Understand
Difficulty : 02 Medium
Learning Objective : 01-04 Explain the individuals economizing problem and illustrate trade-offs, opp
Topic : Individuals Economizing Problem

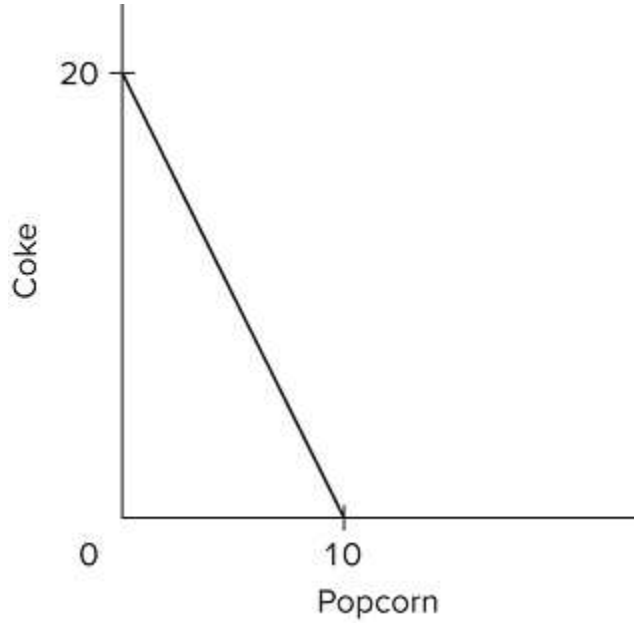

174)
Suppose you have a money income of $10, all of which you spend on Coke and popcorn. In the diagram, the prices of Coke and popcorn, respectively, are

174) _____

A) $0.50 and $1.00.
B) $1.00 and $0.50.
C) $1.00 and $2.00.
D) $0.40 and $0.50.

Macroeconomics 22nd edition McConnell Test Bank

Question Details
AACSB : Reflective Thinking
Accessibility : Keyboard Navigation
Test Bank : I
Bloom's : Understand
Difficulty : 02 Medium
Learning Objective : 01-04 Explain the individuals economizing problem and illustrate trade-offs, opp
Topic : Individuals Economizing Problem

175) Other things equal, an increase in a consumer's money income

175) _____

A) increases the amount of utility a consumer receives from a given quantity of a good.
B) shifts the individual's budget line rightward because she can now purchase more of both products.
C) eliminates the individual's economizing problem.
D) causes the consumer to choose a different combination of goods along a given budget line.

Question Details
AACSB : Reflective Thinking
Accessibility : Keyboard Navigation
Test Bank : I
Bloom's : Understand
Difficulty : 02 Medium
Learning Objective : 01-04 Explain the individuals economizing problem and illustrate trade-offs, opp
Topic : Individuals Economizing Problem

176) The slope of a budget line reflects the

176) _____

A) desirability of the two products.
B) price ratio of the two products.
C) amount of the consumer's income.
D) utility ratio of the two products.

Macroeconomics 22nd edition McConnell Test Bank

Question Details
AACSB : Reflective Thinking
Accessibility : Keyboard Navigation
Test Bank : I
Bloom's : Understand
Difficulty : 02 Medium
Learning Objective : 01-04 Explain the individuals economizing problem and illustrate trade-offs, opp
Topic : Individuals Economizing Problem

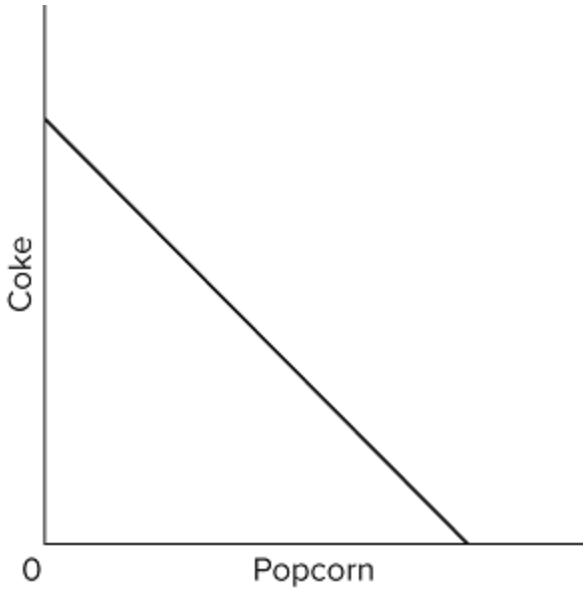

177) Suppose Elroy's budget line is as shown on the diagram. If his tastes change in favor of Coke and against popcorn, the budget line will

177) _____

A) become steeper.
B) become flatter.
C) shift rightward.
D) be unaffected.

Macroeconomics 22nd edition McConnell Test Bank

Question Details
AACSB : Reflective Thinking
Accessibility : Keyboard Navigation
Test Bank : I
Bloom's : Understand
Difficulty : 02 Medium
Learning Objective : 01-04 Explain the individuals economizing problem and illustrate trade-offs, opp
Topic : Individuals Economizing Problem

178) Assume the price of product Y (the quantity of which is on the vertical axis) is $15 and the price of product X (the quantity of which is on the horizontal axis) is $3. Also assume that money income is $60. The absolute value of the slope of the resulting budget line is

178) _____

A) 5.
B) 1/5.
C) 4.
D) 20.

Question Details
AACSB : Reflective Thinking
Accessibility : Keyboard Navigation
Accessibility : Screen Reader Compatible
Test Bank : I
Difficulty : 02 Medium
Bloom's : Analyze
Learning Objective : 01-04 Explain the individuals economizing problem and illustrate trade-offs, opp
Topic : Individuals Economizing Problem

Macroeconomics 22nd edition McConnell Test Bank

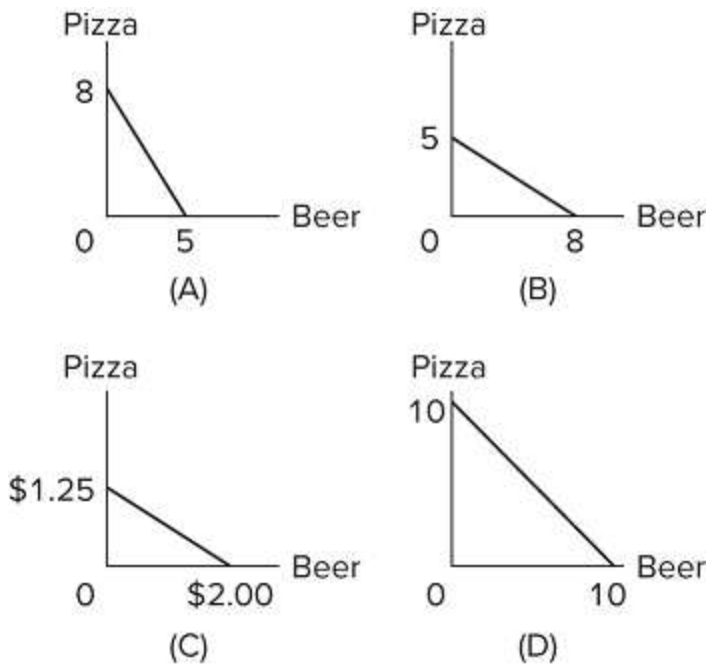

179)

Refer to the graphs. Assume that pizza is measured in slices and beer in pints. In which of the graphs is the opportunity cost of a pint of beer equal to one slice of pizza?

179) _____

A) graph A
B) graph B
C) graph C
D) graph D

Question Details
AACSB : Reflective Thinking
Accessibility : Keyboard Navigation
Test Bank : I
Bloom's : Understand
Difficulty : 02 Medium
Learning Objective : 01-04 Explain the individuals economizing problem and illustrate trade-offs, opp
Topic : Individuals Economizing Problem

Macroeconomics 22nd edition McConnell Test Bank

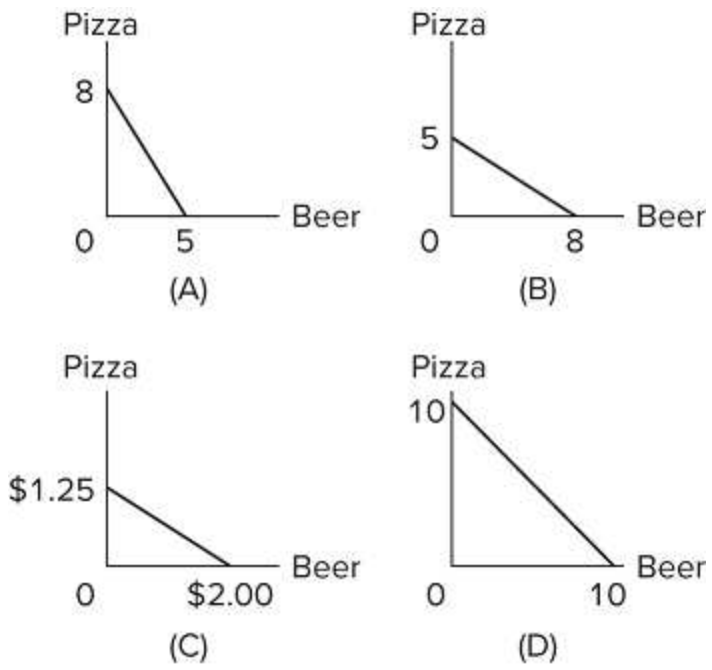

180) Refer to the graphs. Assume that pizza is measured in slices and beer in pints. In which of the graphs is the opportunity cost of a pint of beer the lowest?

180) _____

A) graph A
B) graph B
C) graph C
D) graph D

Question Details
AACSB : Reflective Thinking
Accessibility : Keyboard Navigation
Test Bank : I
Bloom's : Understand
Difficulty : 02 Medium
Learning Objective : 01-04 Explain the individuals economizing problem and illustrate trade-offs, opp
Topic : Individuals Economizing Problem

181) Suppose that Julia receives a $20 gift card for the local coffee shop, where she only buys lattes and muffins. If the price of a latte is $4 and the price of a muffin is $2, then we can conclude that Julia

181) _____

Macroeconomics 22nd edition McConnell Test Bank

A) should only buy muffins.
B) should only buy lattes.
C) can buy 5 lattes or 10 muffins if she chooses to buy only one of the two goods.
D) can buy 5 lattes and 10 muffins with her $20 gift card.

Question Details
AACSB : Reflective Thinking
Accessibility : Keyboard Navigation
Accessibility : Screen Reader Compatible
Test Bank : I
Bloom's : Understand
Difficulty : 02 Medium
Learning Objective : 01-04 Explain the individuals economizing problem and illustrate trade-offs, opp
Topic : Individuals Economizing Problem

182) Camille is at the candy store with Grandma Mary, who offers to buy her $6 worth of candy. If lollipops are $1 each and candy bars are $2 each, what combination of candy can Camille's Grandma Mary buy her?

182) _____

A) six lollipops and three candy bars
B) two lollipops and two candy bars
C) three lollipops and two candy bars
D) one lollipop and three candy bars

Question Details
AACSB : Reflective Thinking
Accessibility : Keyboard Navigation
Accessibility : Screen Reader Compatible
Test Bank : I
Bloom's : Understand
Difficulty : 02 Medium
Learning Objective : 01-04 Explain the individuals economizing problem and illustrate trade-offs, opp
Topic : Individuals Economizing Problem

183) The economizing problem for individuals is a consequence of the fact that

Macroeconomics 22nd edition McConnell Test Bank

183) _____

A) economic means or incomes are greater than economic wants.
B) economic wants are greater than economic means or incomes.
C) positive economics is more important than normative economics.
D) normative economics is more important than positive economics.

Question Details
AACSB : Reflective Thinking
Accessibility : Keyboard Navigation
Bloom's : Remember
Difficulty : 01 Easy
Test Bank : II
Learning Objective : 01-04 Explain the individuals economizing problem and illustrate trade-offs, opp
Topic : Individuals Economizing Problem

184) Which of the following statements regarding people's wants is true?

184) _____

A) Over time, people's wants tend to be stable and constant.
B) As people consume more products, their wants will be reduced.
C) Intangible services, just like tangible goods, may satisfy people's wants.
D) People's wants do not include their basic needs.

Question Details
AACSB : Reflective Thinking
Accessibility : Keyboard Navigation
Bloom's : Remember
Difficulty : 01 Easy
Test Bank : II
Learning Objective : 01-04 Explain the individuals economizing problem and illustrate trade-offs, opp
Topic : Individuals Economizing Problem

185) A budget line is a graph that shows the various combinations of two products that a

185) _____

Macroeconomics 22nd edition McConnell Test Bank

A) consumer can buy with a given amount of money income.
B) business firm can produce with a given budget.
C) household can produce with a given amount of resources.
D) nation can trade with another nation.

Question Details
AACSB : Reflective Thinking
Accessibility : Keyboard Navigation
Bloom's : Remember
Difficulty : 01 Easy
Test Bank : II
Learning Objective : 01-04 Explain the individuals economizing problem and illustrate trade-offs, opp
Topic : Individuals Economizing Problem

186) Suppose that a consumer purchases just two goods, X and Y. The ratio of the price of good X to the price of good Y is the

186) _____

A) intercept on the Y axis of the budget line.
B) intercept on the X axis of the budget line.
C) size of the shift in the budget line.
D) slope of the budget line.

Question Details
AACSB : Reflective Thinking
Accessibility : Keyboard Navigation
Bloom's : Remember
Difficulty : 01 Easy
Test Bank : II
Learning Objective : 01-04 Explain the individuals economizing problem and illustrate trade-offs, opp
Topic : Individuals Economizing Problem

187) Suppose that a consumer purchases just two goods, X and Y. The Y-intercept of the budget line in this case would indicate the

187) _____

Macroeconomics 22nd edition McConnell Test Bank

A) maximum dollar amount of budget that the consumer has for good Y.
B) price that the consumer has to pay for each unit of good Y.
C) maximum quantity of good Y that the consumer could buy with a given budget.
D) quantity of good Y that the consumer would want to buy.

Question Details
AACSB : Reflective Thinking
Accessibility : Keyboard Navigation
Bloom's : Remember
Difficulty : 01 Easy
Test Bank : II
Learning Objective : 01-04 Explain the individuals economizing problem and illustrate trade-offs, opp
Topic : Individuals Economizing Problem

188) Suppose that a consumer purchases just two goods, X and Y. The slope of the budget line would indicate the

188) _____

A) opportunity cost of good Y in terms of good X given up for each unit of Y.
B) opportunity cost of good X in terms of good Y given up for each unit of X.
C) maximum quantity of good Y that the consumer could buy with a given budget.
D) maximum quantity of good X that the consumer could buy with a given budget.

Question Details
AACSB : Reflective Thinking
Accessibility : Keyboard Navigation
Bloom's : Remember
Difficulty : 01 Easy
Test Bank : II
Learning Objective : 01-04 Explain the individuals economizing problem and illustrate trade-offs, opp
Topic : Individuals Economizing Problem

189) A point or product-combination to the left of (or inside) a budget line

189) _____

Macroeconomics 22nd edition McConnell Test Bank

A) is attainable, but a combination or point to the right of the line is unattainable.
B) is unattainable, but a combination or point to the right of the line is attainable.
C) costs more than a combination or point on the budget line.
D) costs more than a combination or point outside the budget line.

Question Details
AACSB : Reflective Thinking
Accessibility : Keyboard Navigation
Bloom's : Remember
Difficulty : 01 Easy
Test Bank : II
Learning Objective : 01-04 Explain the individuals economizing problem and illustrate trade-offs, opp
Topic : Individuals Economizing Problem

190) Assume that a consumer spends a given budget on only two goods and that the prices of the two goods are constant. The budget line in this case would

190) _____

A) definitely be a straight downward-sloping line.
B) possibly be a straight upward-sloping line.
C) be a curved graph bowed outward.
D) be a curved bell-shaped graph.

Question Details
AACSB : Reflective Thinking
Accessibility : Keyboard Navigation
Bloom's : Remember
Difficulty : 01 Easy
Test Bank : II
Learning Objective : 01-04 Explain the individuals economizing problem and illustrate trade-offs, opp
Topic : Individuals Economizing Problem

191) Assume that a consumer has a given budget or income of $12 and that she can buy only two goods, apples or bananas. The price of an apple is $1.50 and the price of a banana is $0.75. If the consumer spent all of her budget on just apples or just bananas, how many apples or bananas maximum would she be able to buy?

Macroeconomics 22nd edition McConnell Test Bank

191) _____

A) 12 apples or 8 bananas
B) 8 apples or 12 bananas
C) 16 apples or 12 bananas
D) 8 apples or 16 bananas

Question Details
AACSB : Reflective Thinking
Accessibility : Keyboard Navigation
Accessibility : Screen Reader Compatible
Test Bank : II
Bloom's : Analyze
Difficulty : 03 Hard
Learning Objective : 01-04 Explain the individuals economizing problem and illustrate trade-offs, opp
Topic : Individuals Economizing Problem

192) Assume that a consumer has a given budget or income of $12 and that she can buy only two goods, apples or bananas. The price of an apple is $1.50 and the price of a banana is $0.75. What is the slope of the budget line if the quantity of apples were measured on the horizontal axis and bananas on the vertical axis?

192) _____

A) −0.5
B) −0.8
C) −1.6
D) −2

Question Details
AACSB : Reflective Thinking
Accessibility : Keyboard Navigation
Accessibility : Screen Reader Compatible
Test Bank : II
Bloom's : Analyze
Difficulty : 03 Hard
Learning Objective : 01-04 Explain the individuals economizing problem and illustrate trade-offs, opp
Topic : Individuals Economizing Problem

Macroeconomics 22nd edition McConnell Test Bank

193) Assume that a consumer has a given budget or income of $12 and that she can buy only two goods, apples or bananas. The price of an apple is $1.50 and the price of a banana is $0.75. If the consumer decides to buy 4 apples, how many bananas can she also buy with the remainder of her budget, assuming she exhausts her income?

193) _____

A) 8 bananas
B) 4 bananas
C) 6 bananas
D) 10 bananas

Question Details
AACSB : Reflective Thinking
Accessibility : Keyboard Navigation
Accessibility : Screen Reader Compatible
Bloom's : Remember
Test Bank : II
Difficulty : 02 Medium
Learning Objective : 01-04 Explain the individuals economizing problem and illustrate trade-offs, opp
Topic : Individuals Economizing Problem

194) Assume that a consumer has a given budget or income of $12 and that she can buy only two goods, apples or bananas. The price of an apple is $1.50 and the price of a banana is $0.75. For this consumer, the opportunity cost of buying one more apple is

194) _____

A) 0.5 of a banana.
B) 0.8 of a banana.
C) 1 banana.
D) 2 bananas.

Macroeconomics 22nd edition McConnell Test Bank

Question Details
AACSB : Reflective Thinking
Accessibility : Keyboard Navigation
Accessibility : Screen Reader Compatible
Bloom's : Remember
Difficulty : 01 Easy
Test Bank : II
Learning Objective : 01-04 Explain the individuals economizing problem and illustrate trade-offs, opp
Topic : Individuals Economizing Problem

195) Assume that a consumer has a given budget or income of $12 and that she can buy only two goods, apples or bananas. The price of an apple is $1.50 and the price of a banana is $0.75. This means that, in order to buy two bananas, this consumer must forgo

195) _____

A) 1 apple.
B) 1.5 apples.
C) 0.5 apples.
D) 0.75 apples.

Question Details
AACSB : Reflective Thinking
Accessibility : Keyboard Navigation
Accessibility : Screen Reader Compatible
Bloom's : Remember
Difficulty : 01 Easy
Test Bank : II
Learning Objective : 01-04 Explain the individuals economizing problem and illustrate trade-offs, opp
Topic : Individuals Economizing Problem

196) Assume that a consumer purchases only two products and there is a decrease in the consumer's income. The prices of the two products stay constant. The decrease in income will result in

196) _____

Macroeconomics 22nd edition McConnell Test Bank

A) a shift of the budget line inward to the left.
B) a shift of the budget line outward to the right.
C) a decrease in the slope of the budget line.
D) an increase in the slope of the budget line.

Question Details
AACSB : Reflective Thinking
Accessibility : Keyboard Navigation
Bloom's : Remember
Difficulty : 01 Easy
Test Bank : II
Learning Objective : 01-04 Explain the individuals economizing problem and illustrate trade-offs, opp
Topic : Individuals Economizing Problem

197) Assume that a consumer purchases only two products. Suppose that the consumer's money income doubles, and the prices of the two products also double. These changes in income and prices will result in

197) _____

A) a shift of the budget line inward to the left.
B) a shift of the budget line outward to the right.
C) no change in the budget line.
D) an increase in the slope of the budget line.

Question Details
AACSB : Reflective Thinking
Accessibility : Keyboard Navigation
Bloom's : Remember
Difficulty : 01 Easy
Test Bank : II
Learning Objective : 01-04 Explain the individuals economizing problem and illustrate trade-offs, opp
Topic : Individuals Economizing Problem

198) One major part of the opportunity costs of one's decision to go to college after high school graduation is the

Macroeconomics 22nd edition McConnell Test Bank

198) _____

A) additional income that one can get if one had a college degree.
B) education that one gets while in college.
C) high-school diploma needed in order to apply for college.
D) full-time job that one could have gotten instead of going to college.

Question Details
AACSB : Reflective Thinking
Accessibility : Keyboard Navigation
Bloom's : Remember
Difficulty : 01 Easy
Test Bank : II
Learning Objective : 01-04 Explain the individuals economizing problem and illustrate trade-offs, opp
Topic : Individuals Economizing Problem

199) Which of the following is a labor resource?

199) _____

A) a computer programmer
B) a computer
C) silicon (sand) used to make computer chips
D) software used by a firm

Question Details
AACSB : Reflective Thinking
Accessibility : Keyboard Navigation
Bloom's : Remember
Difficulty : 01 Easy
Test Bank : I
Learning Objective : 01-05 List the categories of scarce resources and explain societys economizing p
Topic : Societys Economizing Problem

200) Which of the following is a capital resource?

200) _____

Macroeconomics 22nd edition McConnell Test Bank

A) a computer programmer
B) a corporate bond issued by a computer manufacturer
C) silicon (sand) used to make computer chips
D) software used by a firm

Question Details
AACSB : Reflective Thinking
Accessibility : Keyboard Navigation
Bloom's : Remember
Difficulty : 01 Easy
Test Bank : I
Learning Objective : 01-05 List the categories of scarce resources and explain societys economizing p
Topic : Societys Economizing Problem

201) The four factors of production are

201) _____

A) land, labor, capital, and money.
B) land, labor, capital, and entrepreneurial ability.
C) labor, capital, technology, and entrepreneurial ability.
D) labor, capital, entrepreneurial ability, and money.

Question Details
AACSB : Reflective Thinking
Accessibility : Keyboard Navigation
Bloom's : Remember
Difficulty : 01 Easy
Test Bank : I
Learning Objective : 01-05 List the categories of scarce resources and explain societys economizing p
Topic : Societys Economizing Problem

202) Which of the following is a land resource?

202) _____

Macroeconomics 22nd edition McConnell Test Bank

A) a farmer
B) an oil drilling rig
C) a machine for detecting earthquakes
D) natural gas

Question Details
AACSB : Reflective Thinking
Accessibility : Keyboard Navigation
Bloom's : Remember
Difficulty : 01 Easy
Test Bank : I
Learning Objective : 01-05 List the categories of scarce resources and explain societys economizing p
Topic : Societys Economizing Problem

203) Which of the following lists includes only capital resources (and therefore no labor or land resources)?

203) _____

A) an ice arena, a professional hockey player, hockey uniforms
B) the owner of a new start-up firm, a chemistry lab, a researcher
C) a hydroelectric dam, water behind the dam, power lines
D) autos owned by a car rental firm, computers at the car rental agency, vans used to shuttle rental customers to and from the airport

Question Details
AACSB : Reflective Thinking
Accessibility : Keyboard Navigation
Bloom's : Remember
Difficulty : 01 Easy
Test Bank : I
Learning Objective : 01-05 List the categories of scarce resources and explain societys economizing p
Topic : Societys Economizing Problem

204) Money is not an economic resource because

204) _____

Macroeconomics 22nd edition McConnell Test Bank

A) money, as such, does not produce anything.
B) idle money balances do not earn interest income.
C) it is not scarce.
D) money is not a free gift of nature.

Question Details
AACSB : Reflective Thinking
Accessibility : Keyboard Navigation
Bloom's : Remember
Difficulty : 01 Easy
Test Bank : I
Learning Objective : 01-05 List the categories of scarce resources and explain societys economizing p
Topic : Societys Economizing Problem

205) Economic resources are also called

205) _____

A) free gifts of nature.
B) consumption goods.
C) units of money capital.
D) factors of production.

Question Details
AACSB : Reflective Thinking
Accessibility : Keyboard Navigation
Bloom's : Remember
Difficulty : 01 Easy
Test Bank : I
Learning Objective : 01-05 List the categories of scarce resources and explain societys economizing p
Topic : Societys Economizing Problem

206) Which of the following do economists consider to be capital?

206) _____

Macroeconomics 22nd edition McConnell Test Bank

A) a pair of stockings
B) a construction crane
C) a savings account
D) a share of IBM stock

Question Details
AACSB : Reflective Thinking
Accessibility : Keyboard Navigation
Bloom's : Remember
Difficulty : 01 Easy
Test Bank : I
Learning Objective : 01-05 List the categories of scarce resources and explain societys economizing p
Topic : Societys Economizing Problem

207) The main function of the entrepreneur is to

207) _____

A) make routine pricing decisions.
B) innovate.
C) purchase capital.
D) create market demand.

Question Details
AACSB : Reflective Thinking
Accessibility : Keyboard Navigation
Bloom's : Remember
Difficulty : 01 Easy
Test Bank : I
Learning Objective : 01-05 List the categories of scarce resources and explain societys economizing p
Topic : Societys Economizing Problem

208) Which of the following is *not* a main function of the entrepreneur?

208) _____

Macroeconomics 22nd edition McConnell Test Bank

A) to make routine pricing decisions
B) to innovate
C) to assume the risk of economic losses
D) to make strategic business decisions

Question Details
AACSB : Reflective Thinking
Accessibility : Keyboard Navigation
Bloom's : Remember
Difficulty : 01 Easy
Test Bank : I
Learning Objective : 01-05 List the categories of scarce resources and explain societys economizing p
Topic : Societys Economizing Problem

209) The process of producing and accumulating capital goods is called

209) _____

A) money capital.
B) depreciation.
C) investment.
D) consumption.

Question Details
AACSB : Reflective Thinking
Accessibility : Keyboard Navigation
Bloom's : Remember
Difficulty : 01 Easy
Test Bank : I
Learning Objective : 01-05 List the categories of scarce resources and explain societys economizing p
Topic : Societys Economizing Problem

210) Which of the following is *not* considered by economists to be an economic resource?

210) _____

Macroeconomics 22nd edition McConnell Test Bank

A) money
B) factory workers
C) computers at a retail store.
D) a forest

Question Details
AACSB : Reflective Thinking
Accessibility : Keyboard Navigation
Bloom's : Remember
Difficulty : 01 Easy
Test Bank : I
Learning Objective : 01-05 List the categories of scarce resources and explain societys economizing p
Topic : Societys Economizing Problem

211) Which of the following would *not* be classified as an economic resource by economists?

211) _____

A) a professional soccer player
B) water in a town's reservoir
C) money in a business checking account
D) the manager of the local hamburger restaurant

Question Details
AACSB : Reflective Thinking
Accessibility : Keyboard Navigation
Bloom's : Remember
Difficulty : 01 Easy
Test Bank : I
Learning Objective : 01-05 List the categories of scarce resources and explain societys economizing p
Topic : Societys Economizing Problem

212) The economizing problem faced by society is essentially one of deciding how to make the best use of

212) _____

Macroeconomics 22nd edition McConnell Test Bank

A) limited economic resources to satisfy limited wants.
B) unlimited economic resources to satisfy unlimited wants.
C) unlimited economic resources to satisfy limited wants.
D) limited economic resources to satisfy unlimited economic wants.

Question Details
AACSB : Reflective Thinking
Accessibility : Keyboard Navigation
Bloom's : Remember
Difficulty : 01 Easy
Test Bank : II
Learning Objective : 01-05 List the categories of scarce resources and explain societys economizing p
Topic : Societys Economizing Problem

213) Economists would classify all of the following as "land," *except*

213) _____

A) two thousand acres of virgin forest.
B) a hydroelectric dam.
C) crude oil reserves.
D) iron ore deposits.

Question Details
AACSB : Reflective Thinking
Accessibility : Keyboard Navigation
Bloom's : Remember
Difficulty : 01 Easy
Test Bank : II
Learning Objective : 01-05 List the categories of scarce resources and explain societys economizing p
Topic : Societys Economizing Problem

214) The individual who brings together economic resources and assumes the risk of business ventures in a capitalist economy is called the

214) _____

Macroeconomics 22nd edition McConnell Test Bank

A) manager.
B) entrepreneur.
C) stockbroker.
D) banker.

Question Details
AACSB : Reflective Thinking
Accessibility : Keyboard Navigation
Bloom's : Remember
Difficulty : 01 Easy
Test Bank : II
Learning Objective : 01-05 List the categories of scarce resources and explain societys economizing p
Topic : Societys Economizing Problem

215) Which of the following would *not* be considered a capital resource by economists?

215) _____

A) a van used by a father to transport his family around
B) an office computer used by an accountant
C) a crane used by a building contractor
D) a camera used by a professional photographer

Question Details
AACSB : Reflective Thinking
Accessibility : Keyboard Navigation
Bloom's : Remember
Difficulty : 01 Easy
Test Bank : II
Learning Objective : 01-05 List the categories of scarce resources and explain societys economizing p
Topic : Societys Economizing Problem

216) Which of the following is considered an economic resource?

216) _____

Macroeconomics 22nd edition McConnell Test Bank

A) the ice cream that kids buy at the ice cream parlor
B) the HD-TV sets in people's homes
C) the land that is designated as national parks by the government
D) shoppers buying stuff at the mall

Question Details
AACSB : Reflective Thinking
Accessibility : Keyboard Navigation
Bloom's : Remember
Difficulty : 01 Easy
Test Bank : II
Learning Objective : 01-05 List the categories of scarce resources and explain societys economizing p
Topic : Societys Economizing Problem

217) Which of the following is *not* a factor of production?

217) _____

A) money
B) labor
C) capital
D) entrepreneur

Question Details
AACSB : Reflective Thinking
Accessibility : Keyboard Navigation
Bloom's : Remember
Difficulty : 01 Easy
Test Bank : II
Learning Objective : 01-05 List the categories of scarce resources and explain societys economizing p
Topic : Societys Economizing Problem

218) Which of the following is considered a firm's "factor of production"?

218) _____

Macroeconomics 22nd edition McConnell Test Bank

A) money or cash balances of the firm
B) the firm's shares of common stock
C) U.S. Treasury bonds owned by the firm
D) the office building occupied by the firm

Question Details
AACSB : Reflective Thinking
Accessibility : Keyboard Navigation
Bloom's : Remember
Difficulty : 01 Easy
Test Bank : II
Learning Objective : 01-05 List the categories of scarce resources and explain societys economizing p
Topic : Societys Economizing Problem

219) Money is *not* considered to be an economic resource because

219) _____

A) as such it is not productive.
B) money is not a free gift of nature.
C) money is made by humans.
D) idle money balances do not earn interest income.

Question Details
AACSB : Reflective Thinking
Accessibility : Keyboard Navigation
Bloom's : Remember
Difficulty : 01 Easy
Test Bank : II
Learning Objective : 01-05 List the categories of scarce resources and explain societys economizing p
Topic : Societys Economizing Problem

220) One basic difference between "land" and "capital" resources is that land is

220) _____

Macroeconomics 22nd edition McConnell Test Bank

A) manufactured, while capital is created by humans.
B) unlimited, while capital is limited.
C) natural, while capital is created by humans.
D) limited, while capital is unlimited.

Question Details
AACSB : Reflective Thinking
Accessibility : Keyboard Navigation
Bloom's : Remember
Difficulty : 01 Easy
Test Bank : II
Learning Objective : 01-05 List the categories of scarce resources and explain societys economizing p
Topic : Societys Economizing Problem

221) Which of the following is considered to be an entrepreneur?

221) _____

A) a self-employed person
B) an MBA graduate hired by a firm to be its CEO
C) a production-line worker
D) a customer of a firm

Question Details
AACSB : Reflective Thinking
Accessibility : Keyboard Navigation
Bloom's : Remember
Difficulty : 01 Easy
Test Bank : II
Learning Objective : 01-05 List the categories of scarce resources and explain societys economizing p
Topic : Societys Economizing Problem

222) The role of the entrepreneur in society is to

222) _____

Macroeconomics 22nd edition McConnell Test Bank

A) provide capital to the firm, which the management combines with labor.
B) bring the factors of production together and take the risks of producing output.
C) control the land upon which all production takes place and to get the most rent.
D) regulate what products are considered safe to market.

Question Details
AACSB : Reflective Thinking
Accessibility : Keyboard Navigation
Bloom's : Remember
Difficulty : 01 Easy
Test Bank : II
Learning Objective : 01-05 List the categories of scarce resources and explain societys economizing p
Topic : Societys Economizing Problem

223) One basic difference between "labor" and "entrepreneur" is that

223) _____

A) labor is hired by a firm, whereas the entrepreneur owns the firm.
B) an entrepreneur has high-level skills, whereas labor does not.
C) labor performs manual work, whereas an entrepreneur performs mental work.
D) education is important for an entrepreneur but not for labor.

Question Details
AACSB : Reflective Thinking
Accessibility : Keyboard Navigation
Bloom's : Remember
Difficulty : 01 Easy
Test Bank : II
Learning Objective : 01-05 List the categories of scarce resources and explain societys economizing p
Topic : Societys Economizing Problem

224) The production possibilities curve illustrates the basic principle that

224) _____

Macroeconomics 22nd edition McConnell Test Bank

A) the production of more of any one good will in time require smaller and smaller sacrifices of other goods.
B) an economy will automatically obtain full employment of its resources.
C) if all the resources of an economy are in use, more of one good can be produced only if less of another good is produced.
D) an economy's capacity to produce increases in proportion to its population size.

Question Details
Accessibility : Keyboard Navigation
Test Bank : I
Difficulty : 03 Hard
AACSB : Knowledge Application
Bloom's : Apply
Learning Objective : 01-06 Apply production possibilities analysis.
Topic : Production Possibilities Model

225) Which of the following will *not* produce an outward shift of the production possibilities curve?

225) _____

A) upgrading the quality of a nation's human resources
B) reducing unemployment
C) increasing the quantity of a society's labor force
D) improving a society's technological knowledge

Question Details
Accessibility : Keyboard Navigation
Test Bank : I
Difficulty : 03 Hard
AACSB : Knowledge Application
Bloom's : Apply
Learning Objective : 01-06 Apply production possibilities analysis.
Topic : Production Possibilities Model

226) Unemployment

Macroeconomics 22nd edition McConnell Test Bank

226) _____

A) causes the production possibilities curve to shift outward.
B) can exist at any point on a production possibilities curve.
C) is illustrated by a point outside the production possibilities curve.
D) is illustrated by a point inside the production possibilities curve.

Question Details
Accessibility : Keyboard Navigation
Test Bank : I
Difficulty : 03 Hard
AACSB : Knowledge Application
Bloom's : Apply
Learning Objective : 01-06 Apply production possibilities analysis.
Topic : Production Possibilities Model

227) If the production possibilities curve is a straight line,

227) _____

A) the two goods will sell at the same market prices.
B) economic resources are perfectly substitutable between the production of the two goods.
C) the two goods are equally important to consumers.
D) equal quantities of the two goods will be produced at each possible point on the curve.

Question Details
Accessibility : Keyboard Navigation
Test Bank : I
Difficulty : 03 Hard
AACSB : Knowledge Application
Bloom's : Apply
Learning Objective : 01-06 Apply production possibilities analysis.
Topic : Production Possibilities Model

228) A production possibilities curve illustrates

Macroeconomics 22nd edition McConnell Test Bank

228) _____

A) scarcity.
B) market prices.
C) consumer preferences.
D) the distribution of income.

Question Details
Accessibility : Keyboard Navigation
Test Bank : I
Difficulty : 03 Hard
AACSB : Knowledge Application
Bloom's : Apply
Learning Objective : 01-06 Apply production possibilities analysis.
Topic : Production Possibilities Model

229) A production possibilities curve shows

229) _____

A) that resources are unlimited.
B) that people prefer one of the goods more than the other.
C) the maximum amounts of two goods that can be produced, assuming the full use of available resources.
D) combinations of capital and labor necessary to produce specific levels of output.

Question Details
Accessibility : Keyboard Navigation
Test Bank : I
Difficulty : 03 Hard
AACSB : Knowledge Application
Bloom's : Apply
Learning Objective : 01-06 Apply production possibilities analysis.
Topic : Production Possibilities Model

230) A nation's production possibilities curve is bowed out from the origin because

230) _____

Macroeconomics 22nd edition McConnell Test Bank

A) resources are not generally equally efficient in producing every good.
B) opportunity costs of producing a good tend to fall as more of the good is produced.
C) resources are scarce.
D) wants are virtually unlimited.

Question Details
Accessibility : Keyboard Navigation
Test Bank : I
Difficulty : 03 Hard
AACSB : Knowledge Application
Bloom's : Apply
Learning Objective : 01-06 Apply production possibilities analysis.
Topic : Production Possibilities Model

231) Answer the question on the basis of the data given in the following production possibilities table.

	Production Possibilities (Alternatives)					
	A	B	C	D	E	F
Capital Goods	5	4	3	2	1	0
Consumer Goods	0	5	9	12	14	15

Refer to the table. If the economy is producing at production alternative C, the opportunity cost of the tenth unit of consumer goods will be approximately

231) _____

A) 4 units of capital goods.
B) 2 units of capital goods.
C) 3 units of capital goods.
D) 1/3 of a unit of capital goods.

Macroeconomics 22nd edition McConnell Test Bank

Question Details
Accessibility : Keyboard Navigation
Accessibility : Screen Reader Compatible
Test Bank : I
Difficulty : 03 Hard
AACSB : Knowledge Application
Bloom's : Apply
Learning Objective : 01-06 Apply production possibilities analysis.
Topic : Production Possibilities Model

232) Answer the question on the basis of the data given in the following production possibilities table.

	Production Possibilities (Alternatives)					
	A	B	C	D	E	F
Capital Goods	5	4	3	2	1	0
Consumer Goods	0	5	9	12	14	15

Refer to the table. As compared to production alternative D, the choice of alternative C would

232) _____

A) tend to generate a more rapid growth rate.
B) be unattainable.
C) entail unemployment.
D) tend to generate a slower growth rate.

Question Details
Accessibility : Keyboard Navigation
Test Bank : I
Difficulty : 03 Hard
AACSB : Knowledge Application
Bloom's : Apply
Learning Objective : 01-06 Apply production possibilities analysis.
Topic : Production Possibilities Model

233) Answer the question on the basis of the data given in the following production possibilities table.

	Production Possibilities (Alternatives)					
	A	B	C	D	E	F
Capital Goods	5	4	3	2	1	0

Macroeconomics 22nd edition McConnell Test Bank

Consumer Goods	0	5	9	12	14	15

Refer to the table. A total output of 3 units of capital goods and 4 units of consumer goods

233) _____

A) is irrelevant because the economy is capable of producing a larger total output.
B) will result in the maximum rate of growth available to this economy.
C) would involve an inefficient use of the economy's scarce resources.
D) is unobtainable in this economy.

Question Details
Accessibility : Keyboard Navigation
Test Bank : I
Difficulty : 03 Hard
AACSB : Knowledge Application
Bloom's : Apply
Learning Objective : 01-06 Apply production possibilities analysis.
Topic : Production Possibilities Model

234) Answer the question on the basis of the data given in the following production possibilities table.

	Production Possibilities (Alternatives)					
	A	**B**	**C**	**D**	**E**	**F**
Capital Goods	5	4	3	2	1	0
Consumer Goods	0	5	9	12	14	15

Refer to the table. For this economy to produce a total output of 3 units of capital goods and 13 units of consumer goods, it must

234) _____

A) expand its resources or improve its technology.
B) use its resources more efficiently than the data in the table now indicate.
C) allocate its available resources most efficiently among alternative uses.
D) achieve the full employment of available resources.

Macroeconomics 22nd edition McConnell Test Bank

Question Details
Accessibility : Keyboard Navigation
Test Bank : I
Difficulty : 03 Hard
AACSB : Knowledge Application
Bloom's : Apply
Learning Objective : 01-06 Apply production possibilities analysis.
Topic : Production Possibilities Model

235) Answer the question on the basis of the data given in the following production possibilities table.

	Production Possibilities (Alternatives)					
	A	B	C	D	E	F
Capital Goods	5	4	3	2	1	0
Consumer Goods	0	5	9	12	14	15

Refer to the table. For these data, the law of increasing opportunity costs is reflected in the fact that

235) _____

A) the amount of consumer goods that must be sacrificed to get more capital goods diminishes beyond a point.
B) larger and larger amounts of capital goods must be sacrificed to get additional units of consumer goods.
C) the production possibilities data would graph as a straight downsloping line.
D) the economy's resources are presumed to be scarce.

Question Details
Accessibility : Keyboard Navigation
Test Bank : I
Difficulty : 03 Hard
AACSB : Knowledge Application
Bloom's : Apply
Learning Objective : 01-06 Apply production possibilities analysis.
Topic : Production Possibilities Model

236) When an economy is operating under conditions of full employment, the production of more of commodity A will mean the production of less of commodity B because

Macroeconomics 22nd edition McConnell Test Bank

236) _____

A) of the law of increasing opportunity costs.
B) economic wants are insatiable.
C) resources are limited.
D) resources are specialized and only imperfectly substitutable.

Question Details
Accessibility : Keyboard Navigation
Test Bank : I
Difficulty : 03 Hard
AACSB : Knowledge Application
Bloom's : Apply
Learning Objective : 01-06 Apply production possibilities analysis.
Topic : Production Possibilities Model

237) Assume that a change in government policy results in greater production of both consumer goods and investment goods. We can conclude that

237) _____

A) the economy was not employing all of its resources before the policy change.
B) the economy's production possibilities curve has been shifted to the left as a result of the policy decision.
C) this economy's production possibilities curve is convex (bowed inward) to the origin.
D) the law of increasing opportunity costs does not apply in this society.

Question Details
Accessibility : Keyboard Navigation
Test Bank : I
Difficulty : 03 Hard
AACSB : Knowledge Application
Bloom's : Apply
Learning Objective : 01-06 Apply production possibilities analysis.
Topic : Production Possibilities Model

238) The production possibilities curve

Macroeconomics 22nd edition McConnell Test Bank

238) _____

A) shows all of those levels of production that are consistent with a stable price level.
B) indicates that any combination of goods lying outside the curve is economically inefficient.
C) is a frontier between all combinations of two goods that can be produced and those combinations that cannot be produced.
D) shows all of those combinations of two goods that are most preferred by society.

Question Details
Accessibility : Keyboard Navigation
Test Bank : I
Difficulty : 03 Hard
AACSB : Knowledge Application
Bloom's : Apply
Learning Objective : 01-06 Apply production possibilities analysis.
Topic : Production Possibilities Model

239) Any point inside the production possibilities curve indicates

239) _____

A) the presence of technological change.
B) that resources are imperfectly substitutable among alternative uses.
C) the presence of inflationary pressures.
D) that more output could be produced with the available resources.

Question Details
Accessibility : Keyboard Navigation
Test Bank : I
Difficulty : 03 Hard
AACSB : Knowledge Application
Bloom's : Apply
Learning Objective : 01-06 Apply production possibilities analysis.
Topic : Production Possibilities Model

Macroeconomics 22nd edition McConnell Test Bank

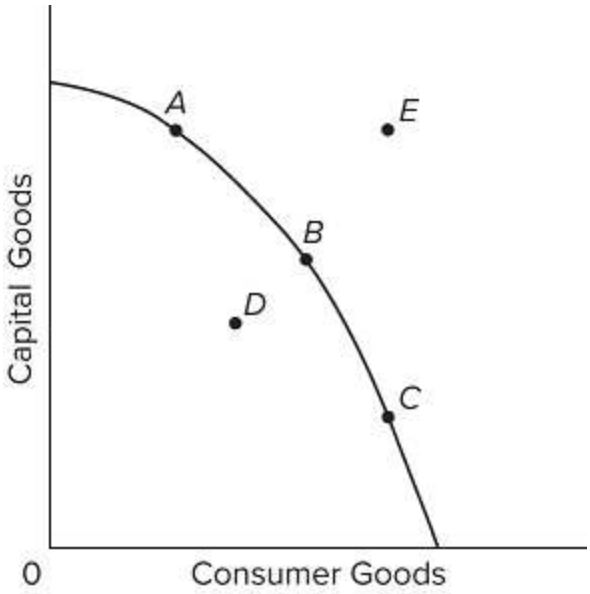

240) Refer to the diagram. Other things equal, this economy will shift its production possibilities curve outward the most if

240) _____

A) the ratio of capital to consumer goods is minimized.
B) it chooses point *C*.
C) it chooses point *B*.
D) it chooses point *A*.

Question Details
Accessibility : Keyboard Navigation
Test Bank : I
Difficulty : 03 Hard
AACSB : Knowledge Application
Bloom's : Apply
Learning Objective : 01-06 Apply production possibilities analysis.
Topic : Production Possibilities Model

Macroeconomics 22nd edition McConnell Test Bank

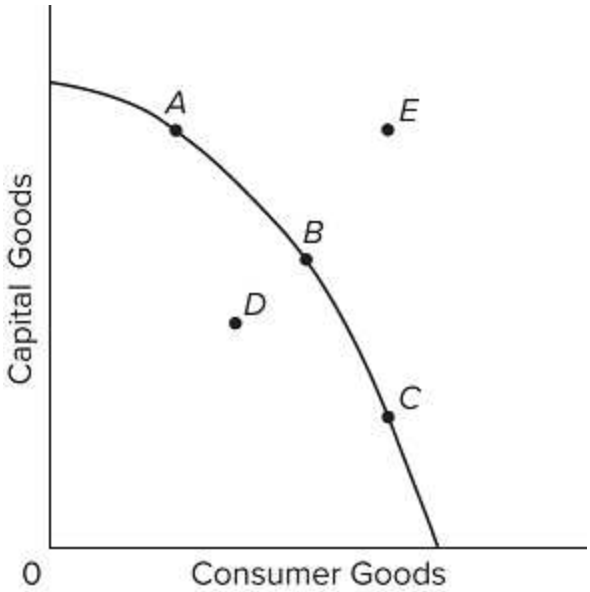

241) Refer to the diagram. This economy will experience unemployment if it produces at point

241) _____

A) *A*.
B) *B*.
C) *C*.
D) *D*.

Question Details
Accessibility : Keyboard Navigation
Test Bank : I
Difficulty : 03 Hard
AACSB : Knowledge Application
Bloom's : Apply
Learning Objective : 01-06 Apply production possibilities analysis.
Topic : Production Possibilities Model

242) Which of the following is assumed in constructing a typical production possibilities curve?

242) _____

Macroeconomics 22nd edition McConnell Test Bank

A) The economy is using its resources inefficiently.
B) Resources are perfectly shiftable among alternative uses.
C) Production technology is fixed.
D) The economy is engaging in international trade.

Question Details
Accessibility : Keyboard Navigation
Test Bank : I
Difficulty : 03 Hard
AACSB : Knowledge Application
Bloom's : Apply
Learning Objective : 01-06 Apply production possibilities analysis.
Topic : Production Possibilities Model

243) The typical production possibilities curve is

243) _____

A) an upsloping line that is bowed out from the origin.
B) a downsloping line that is bowed in toward the origin.
C) a downsloping line that is bowed out from the origin.
D) a straight upsloping line.

Question Details
Accessibility : Keyboard Navigation
Test Bank : I
Difficulty : 03 Hard
AACSB : Knowledge Application
Bloom's : Apply
Learning Objective : 01-06 Apply production possibilities analysis.
Topic : Production Possibilities Model

244) The slope of the typical production possibilities curve

244) _____

Macroeconomics 22nd edition McConnell Test Bank

A) is positive.
B) becomes steeper as one moves southeast along the curve.
C) is constant as one moves down the curve.
D) becomes flatter as one moves southeast along the curve.

Question Details
Accessibility : Keyboard Navigation
Test Bank : I
Difficulty : 03 Hard
AACSB : Knowledge Application
Bloom's : Apply
Learning Objective : 01-06 Apply production possibilities analysis.
Topic : Production Possibilities Model

245) Assume an economy is incurring unemployment. The effect of resolving this problem will be to

245) _____

A) move the level of actual output closer to the economy's production possibilities curve.
B) create a less equal distribution of income.
C) shift its production possibilities curve to the left.
D) shift its production possibilities curve to the right.

Question Details
Accessibility : Keyboard Navigation
Test Bank : I
Difficulty : 03 Hard
AACSB : Knowledge Application
Bloom's : Apply
Learning Objective : 01-06 Apply production possibilities analysis.
Topic : Production Possibilities Model

246)

	Duckistan Production Possibilities

Macroeconomics 22nd edition McConnell Test Bank

	A	B	C	D	E
Civilian Goods	20	18	14	8	0
Military Goods	0	1	2	3	4
	Herbania Production Possibilities				
	A	B	C	D	E
Civilian Goods	40	36	26	14	0
Military Goods	0	1	2	3	4

Refer to the tables. Suppose that the amount and quality of resources are the same in both countries. We can conclude that

246) _____

A) Duckistan is technologically better than Herbania at producing military goods.
B) Herbania is technologically better than Herbania at producing both military goods and civilian goods.
C) the total opportunity cost of producing 4 units of military goods is the same in both countries.
D) Herbania is technologically superior to Duckistan in producing civilian goods.

Question Details
Accessibility : Keyboard Navigation
Test Bank : I
Difficulty : 03 Hard
AACSB : Knowledge Application
Bloom's : Apply
Learning Objective : 01-06 Apply production possibilities analysis.
Topic : Production Possibilities Model

247)

	Duckistan Production Possibilities				
	A	B	C	D	E
Civilian Goods	20	18	14	8	0
Military Goods	0	1	2	3	4
	Herbania Production Possibilities				
	A	B	C	D	E
Civilian Goods	40	36	26	14	0
Military Goods	0	1	2	3	4

Macroeconomics 22nd edition McConnell Test Bank

Refer to the tables. Suppose that technology and the quality of resources are the same in both countries. We can conclude that

247) _____

A) Duckistan has more resources than Herbania.
B) Herbania has more resources than Duckistan.
C) Duckistan has greater opportunity costs than Herbania.
D) prices are twice as high in Herbania as in Duckistan.

Question Details
Accessibility : Keyboard Navigation
Test Bank : I
Difficulty : 03 Hard
AACSB : Knowledge Application
Bloom's : Apply
Learning Objective : 01-06 Apply production possibilities analysis.
Topic : Production Possibilities Model

248)

	Duckistan Production Possibilities				
	A	B	C	D	E
Civilian Goods	20	18	14	8	0
Military Goods	0	1	2	3	4
	Herbania Production Possibilities				
	A	B	C	D	E
Civilian Goods	40	36	26	14	0
Military Goods	0	1	2	3	4

Refer to the tables. Opportunity costs of producing military goods are

248) _____

A) increasing in Duckistan but constant in Herbania.
B) constant in both Duckistan and Herbania.
C) larger in Duckistan than in Herbania.
D) smaller in Duckistan than Herbania.

Macroeconomics 22nd edition McConnell Test Bank

Question Details
Accessibility : Keyboard Navigation
Test Bank : I
Difficulty : 03 Hard
AACSB : Knowledge Application
Bloom's : Apply
Learning Objective : 01-06 Apply production possibilities analysis.
Topic : Production Possibilities Model

249)

	Duckistan Production Possibilities				
	A	B	C	D	E
Civilian Goods	20	18	14	8	0
Military Goods	0	1	2	3	4
	Herbania Production Possibilities				
	A	B	C	D	E
Civilian Goods	40	36	26	14	0
Military Goods	0	1	2	3	4

Refer to the tables. Opportunity costs are

249) _____

A) constant in both Duckistan and Herbania.
B) larger in Duckistan than in Herbania.
C) increasing in both Duckistan and Herbania.
D) increasing in Duckistan and constant in Herbania.

Question Details
Accessibility : Keyboard Navigation
Test Bank : I
Difficulty : 03 Hard
AACSB : Knowledge Application
Bloom's : Apply
Learning Objective : 01-06 Apply production possibilities analysis.
Topic : Production Possibilities Model

250)

Macroeconomics 22nd edition McConnell Test Bank

	Duckistan Production Possibilities				
	A	B	C	D	E
Civilian Goods	20	18	14	8	0
Military Goods	0	1	2	3	4
	Herbania Production Possibilities				
	A	B	C	D	E
Civilian Goods	40	36	26	14	0
Military Goods	0	1	2	3	4

Refer to the tables. Suppose that Duckistan and Herbania are each producing 14 units of civilian goods and 2 units of military goods. Then

250) _____

A) Duckistan is fully employing its resources, but Herbania is not.
B) both Duckistan and Herbania are fully employing their resources.
C) Herbania is fully employing its resources, but Duckistan is not.
D) neither Duckistan nor Herbania is fully employing its resources.

Question Details
Accessibility : Keyboard Navigation
Test Bank : I
Difficulty : 03 Hard
AACSB : Knowledge Application
Bloom's : Apply
Learning Objective : 01-06 Apply production possibilities analysis.
Topic : Production Possibilities Model

Macroeconomics 22nd edition McConnell Test Bank

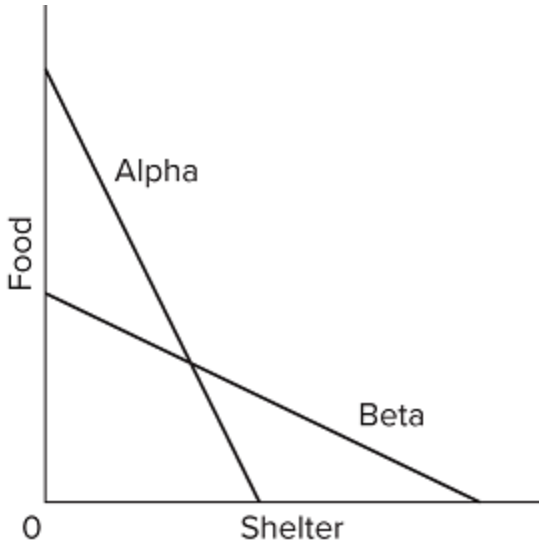

251) In the figure are two linear production possibilities curves for countries Alpha and Beta. We can conclude that

251) _____

A) different value systems make it impossible to compare opportunity costs in the two countries.
B) the opportunity cost of shelter is greater in Beta than it is in Alpha.
C) the opportunity cost of food is greater in Alpha than it is in Beta.
D) the opportunity cost of shelter is greater in Alpha than it is in Beta.

Question Details
Accessibility : Keyboard Navigation
Test Bank : I
Difficulty : 03 Hard
AACSB : Knowledge Application
Bloom's : Apply
Learning Objective : 01-06 Apply production possibilities analysis.
Topic : Production Possibilities Model

252) Which of the following is *not* correct? A typical production possibilities curve

252) _____

Macroeconomics 22nd edition McConnell Test Bank

A) indicates how much of two products society can produce.
B) reveals how much each additional unit of one product will cost in terms of the other product.
C) specifies how much of each product a society will want to produce.
D) indicates that to produce more of one product, a society must forgo larger and larger amounts of the other product.

Question Details
Accessibility : Keyboard Navigation
Test Bank : I
Difficulty : 03 Hard
AACSB : Knowledge Application
Bloom's : Apply
Learning Objective : 01-06 Apply production possibilities analysis.
Topic : Production Possibilities Model

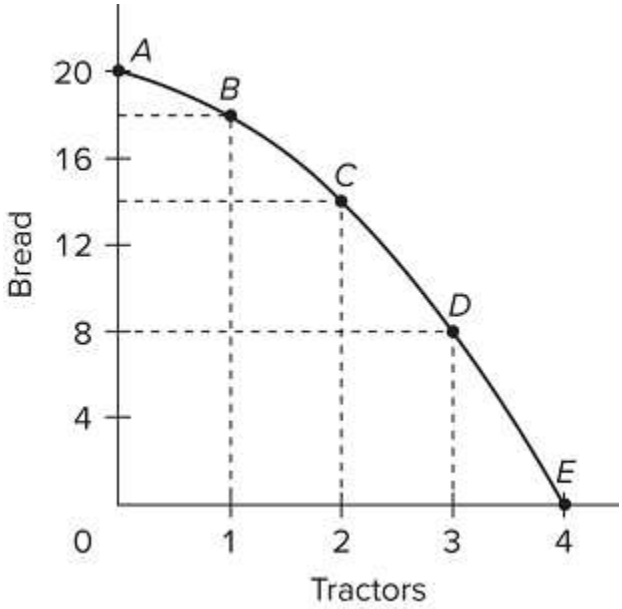

253)
Refer to the diagram. This production possibilities curve is constructed so that

253) _____

Macroeconomics 22nd edition McConnell Test Bank

A) resources are presumed to be perfectly shiftable between bread and tractors.
B) the opportunity cost of bread diminishes as more bread is produced.
C) the opportunity cost of tractors increases as more bread is produced.
D) the opportunity costs of both bread and tractors increase as more of each is produced.

Question Details
Accessibility : Keyboard Navigation
Test Bank : I
Difficulty : 03 Hard
AACSB : Knowledge Application
Bloom's : Apply
Learning Objective : 01-06 Apply production possibilities analysis.
Topic : Production Possibilities Model

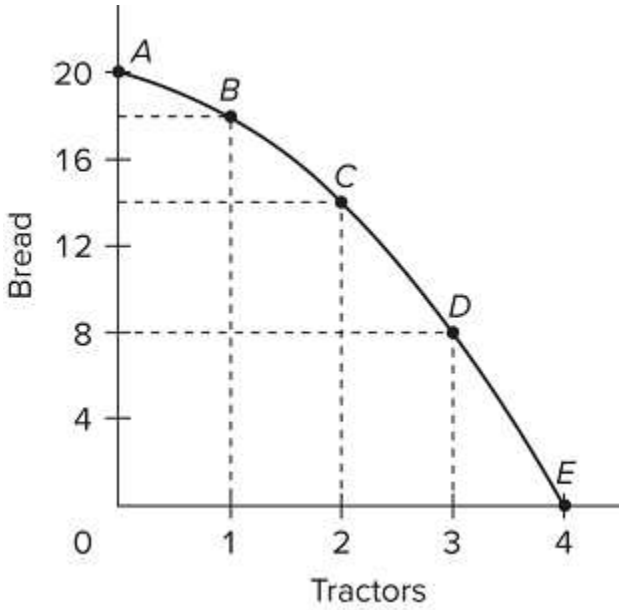

254)
Refer to the diagram. Which of the following is a normative statement?

254) _____

Macroeconomics 22nd edition McConnell Test Bank

A) Point *C* is superior to point *B* because it is important to enhance the future of society.

B) If society is initially at point *C*, it must sacrifice 6 units of bread to obtain one more unit of tractors.

C) If society produces 2 units of tractors and 12 units of bread, it is not using its available resources with maximum efficiency.

D) Other things equal, the combination of outputs represented by point *D* will result in more rapid economic growth than will the combination represented by point *C*.

Question Details
Accessibility : Keyboard Navigation
Test Bank : I
Bloom's : Analyze
Learning Objective : 01-03 Distinguish microeconomics from macroeconomics and positive economics from
Topic : Microeconomics and Macroeconomics
Difficulty : 03 Hard
Learning Objective : 01-06 Apply production possibilities analysis.
Topic : Production Possibilities Model

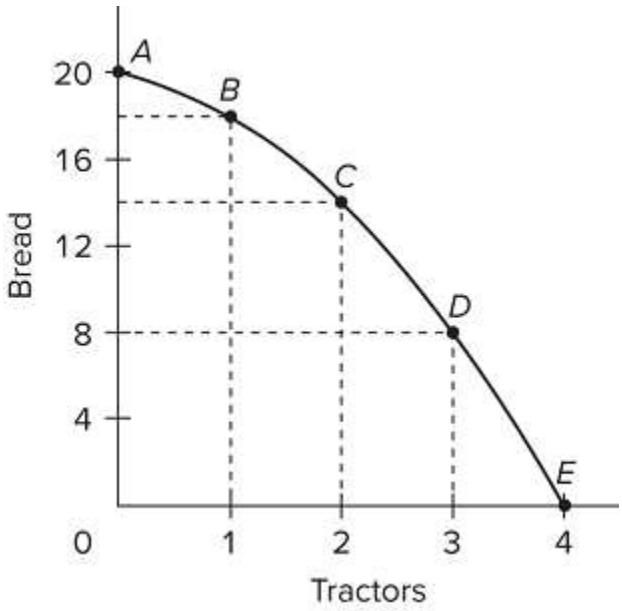

255)
Refer to the diagram. Which of the following is a positive statement?

255) _____

Macroeconomics 22nd edition McConnell Test Bank

A) A point inside the production possibilities curve is superior to a point on the curve because the former requires less work effort.

B) Because any society should stress economic growth as its major goal, point *D* is superior to point *C*.

C) Point *B* is preferable to point *C* because the ultimate goal of economic activity is to maximize consumption.

D) Given its resources and technology, this society is incapable of simultaneously producing 3 units of tractors and 15 units of bread.

Question Details
Accessibility : Keyboard Navigation
Test Bank : I
Bloom's : Analyze
Learning Objective : 01-03 Distinguish microeconomics from macroeconomics and positive economics from
Topic : Microeconomics and Macroeconomics
Difficulty : 03 Hard
Learning Objective : 01-06 Apply production possibilities analysis.
Topic : Production Possibilities Model

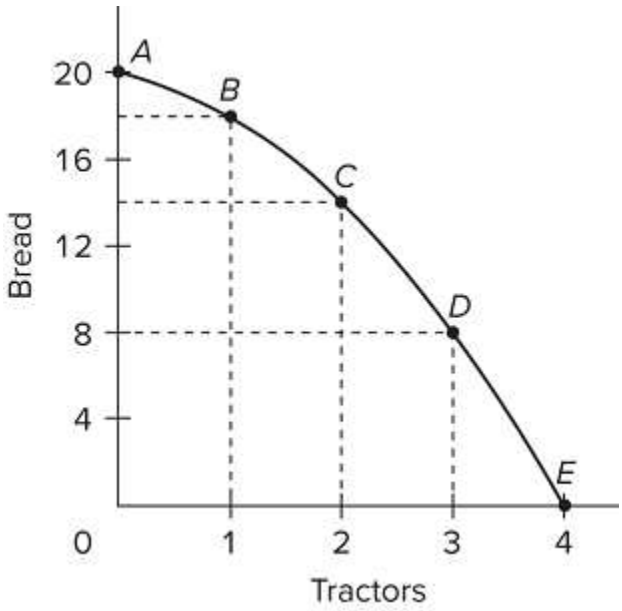

256)
Refer to the diagram. Starting at point *A*, the opportunity cost of producing each successive unit of tractors is

256) _____

Macroeconomics 22nd edition McConnell Test Bank

A) a constant 2 units of bread.
B) 2, 4, 6, and 8 units of bread.
C) 8, 6, 4, and 2 units of bread.
D) the reciprocal of the output of tractors.

Question Details
Accessibility : Keyboard Navigation
Test Bank : I
Difficulty : 03 Hard
AACSB : Knowledge Application
Bloom's : Apply
Learning Objective : 01-06 Apply production possibilities analysis.
Topic : Production Possibilities Model

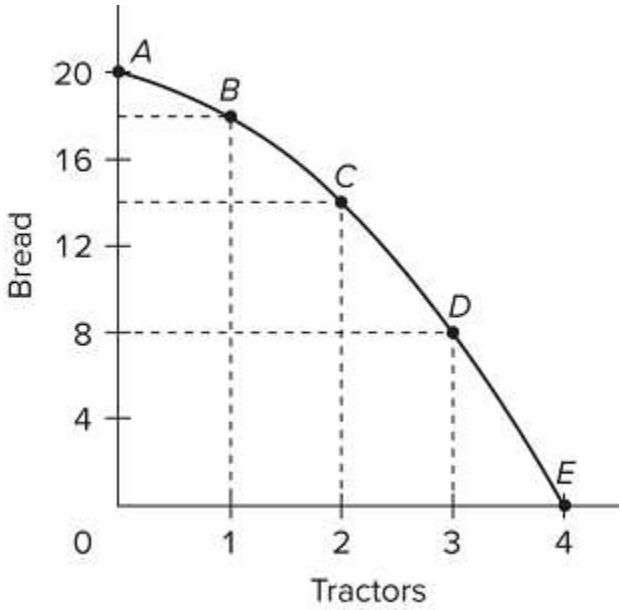

257)
Refer to the diagram. Starting at point *E*, the production of successive units of bread will cost
257) _____

A) a constant 8 units of tractors.
B) a constant 6 units of tractors.
C) 1/8, 1/6, 1/4, and 1/2 units of tractors.
D) 1/2, 1/4, 1/6, and 1/8 units of tractors.

Macroeconomics 22nd edition McConnell Test Bank

Question Details
Accessibility : Keyboard Navigation
Test Bank : I
Difficulty : 03 Hard
AACSB : Knowledge Application
Bloom's : Apply
Learning Objective : 01-06 Apply production possibilities analysis.
Topic : Production Possibilities Model

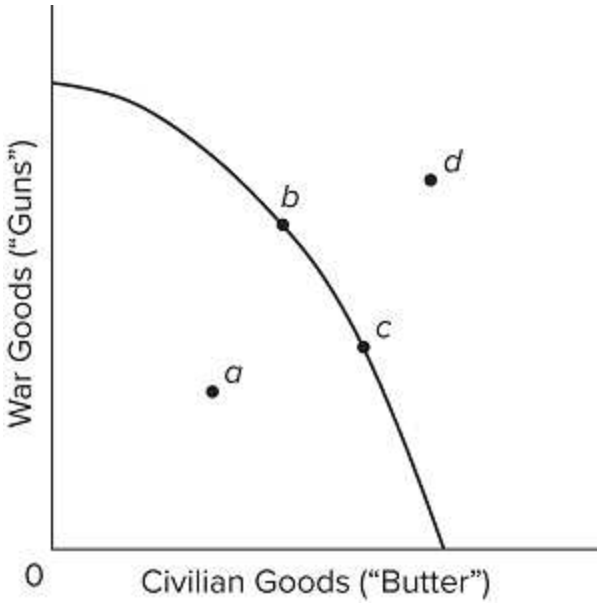

258)
Refer to the production possibilities curve. At the onset of the Second World War, the United States had large amounts of idle human and property resources. Its economic adjustment from peacetime to wartime can best be described by the movement from point

258) _____

A) *c* to point *b*.
B) *b* to point *c*.
C) *a* to point *b*.
D) *c* to point *d*.

Macroeconomics 22nd edition McConnell Test Bank

Question Details
Accessibility : Keyboard Navigation
Test Bank : I
Difficulty : 03 Hard
AACSB : Knowledge Application
Bloom's : Apply
Learning Objective : 01-06 Apply production possibilities analysis.
Topic : Production Possibilities Model

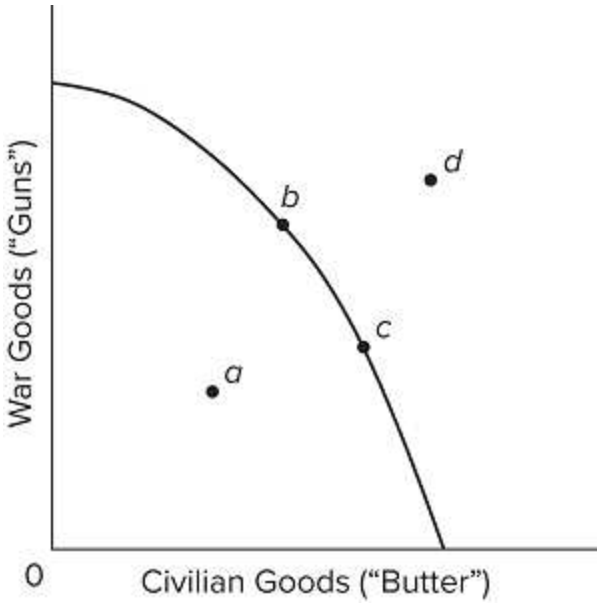

259)
Refer to the production possibilities curve. At the onset of the Second World War, the Soviet Union was already at full employment. Its economic adjustment from peacetime to wartime can best be described by the movement from point

259) _____

A) *c* to point *b*.
B) *b* to point *c*.
C) *a* to point *b*.
D) *c* to point *d*.

Macroeconomics 22nd edition McConnell Test Bank

Question Details
Accessibility : Keyboard Navigation
Test Bank : I
Difficulty : 03 Hard
AACSB : Knowledge Application
Bloom's : Apply
Learning Objective : 01-06 Apply production possibilities analysis.
Topic : Production Possibilities Model

260) The production possibilities curve shows

260) _____

A) the various combinations of two goods that can be produced when society employs all of its scarce resources.
B) the minimum outputs of two goods that will sustain a society.
C) the various combinations of two goods that can be produced when some resources are unemployed.
D) the ideal, but unattainable, combinations of two goods that would maximize consumer satisfaction.

Question Details
Accessibility : Keyboard Navigation
Test Bank : I
Difficulty : 03 Hard
AACSB : Knowledge Application
Bloom's : Apply
Learning Objective : 01-06 Apply production possibilities analysis.
Topic : Production Possibilities Model

261) The negative slope of the production possibilities curve is a graphical way of indicating that

261) _____

Macroeconomics 22nd edition McConnell Test Bank

A) any economy "can have its cake and eat it too."
B) to produce more of one product, we must do with less of another.
C) the principle of increasing opportunity costs applies to only parts of the economy.
D) consumers buy more when prices are low than when prices are high.

Question Details
Accessibility : Keyboard Navigation
Test Bank : I
Difficulty : 03 Hard
AACSB : Knowledge Application
Bloom's : Apply
Learning Objective : 01-06 Apply production possibilities analysis.
Topic : Production Possibilities Model

262) If an economy is operating *on* its production possibilities curve for consumer goods and capital goods, this means that

262) _____

A) it is impossible to produce more consumer goods.
B) resources cannot be reallocated between the two goods.
C) it is impossible to produce more capital goods.
D) more consumer goods can only be produced at the cost of fewer capital goods.

Question Details
Accessibility : Keyboard Navigation
Test Bank : I
Difficulty : 03 Hard
AACSB : Knowledge Application
Bloom's : Apply
Learning Objective : 01-06 Apply production possibilities analysis.
Topic : Production Possibilities Model

263) The construction of a production possibilities curve assumes

263) _____

Macroeconomics 22nd edition McConnell Test Bank

A) the quantities of all resources are unlimited.
B) technology is fixed.
C) some resources are unemployed.
D) there is no inflation in the economy.

Question Details
Accessibility : Keyboard Navigation
Test Bank : I
Difficulty : 03 Hard
AACSB : Knowledge Application
Bloom's : Apply
Learning Objective : 01-06 Apply production possibilities analysis.
Topic : Production Possibilities Model

264) A typical concave (bowed out from the origin) production possibilities curve implies

264) _____

A) that economic resources are unlimited.
B) that society must choose among various attainable combinations of goods.
C) decreasing opportunity costs.
D) that society is using a market system to allocate resources.

Question Details
Accessibility : Keyboard Navigation
Test Bank : I
Difficulty : 03 Hard
AACSB : Knowledge Application
Bloom's : Apply
Learning Objective : 01-06 Apply production possibilities analysis.
Topic : Production Possibilities Model

265) The production possibilities curve tells us

265) _____

Macroeconomics 22nd edition McConnell Test Bank

A) the specific combination of two products that is most desired by society.
B) that costs do not change as society varies its output.
C) that costs are irrelevant in a society that has fixed resources.
D) the combinations of two goods that can be produced with society's available resources.

Question Details
Accessibility : Keyboard Navigation
Test Bank : I
Difficulty : 03 Hard
AACSB : Knowledge Application
Bloom's : Apply
Learning Objective : 01-06 Apply production possibilities analysis.
Topic : Production Possibilities Model

266) The production possibilities curve has

266) _____

A) a positive slope that increases as we move along it from left to right.
B) a negative slope that increases as we move along it from left to right.
C) a negative slope that decreases as we move along it from left to right.
D) a negative slope that is constant as we move along it from left to right.

Question Details
Accessibility : Keyboard Navigation
Test Bank : I
Difficulty : 03 Hard
AACSB : Knowledge Application
Bloom's : Apply
Learning Objective : 01-06 Apply production possibilities analysis.
Topic : Production Possibilities Model

267) Answer the question on the basis of the following production possibilities table for two countries, North Cantina and South Cantina.

	North Cantina Production Possibilities					
	A	B	C	D	E	F

Macroeconomics 22nd edition McConnell Test Bank

Capital Goods	5	4	3	2	1	0
Consumer Goods	0	10	18	24	28	30
	South CantinaProduction Possibilities					
	A	**B**	**C**	**D**	**E**	**F**
Capital Goods	5	4	3	2	1	0
Consumer Goods	0	8	15	21	25	27

Refer to the table. If South Cantina is producing at production alternative D, the opportunity cost of the third unit of capital goods will be

267) _____

A) 3 units of consumer goods.
B) 4 units of consumer goods.
C) 5 units of consumer goods.
D) 6 units of consumer goods.

Question Details
Accessibility : Keyboard Navigation
Accessibility : Screen Reader Compatible
Test Bank : I
Difficulty : 03 Hard
AACSB : Knowledge Application
Bloom's : Apply
Learning Objective : 01-06 Apply production possibilities analysis.
Topic : Production Possibilities Model

268) Answer the question on the basis of the following production possibilities tables for two countries, North Cantina and South Cantina.

	North Cantina Production Possibilities					
	A	**B**	**C**	**D**	**E**	**F**
Capital Goods	5	4	3	2	1	0
Consumer Goods	0	10	18	24	28	30
	South CantinaProduction Possibilities					
	A	**B**	**C**	**D**	**E**	**F**
Capital Goods	5	4	3	2	1	0
Consumer Goods	0	8	15	21	25	27

Refer to the tables. If North Cantina is producing at production alternative B, the opportunity cost of the eleventh unit of consumer goods will be

268) _____

Macroeconomics 22nd edition McConnell Test Bank

A) 10 units of capital goods.
B) 1/4 of a unit of capital goods.
C) 8 units of capital goods.
D) 1/8 of a unit of capital goods.

Question Details
Accessibility : Keyboard Navigation
Accessibility : Screen Reader Compatible
Test Bank : I
Difficulty : 03 Hard
AACSB : Knowledge Application
Bloom's : Apply
Learning Objective : 01-06 Apply production possibilities analysis.
Topic : Production Possibilities Model

269) Answer the question on the basis of the following production possibilities tables for two countries, North Cantina and South Cantina.

	North Cantina Production Possibilities					
	A	B	C	D	E	F
Capital Goods	5	4	3	2	1	0
Consumer Goods	0	10	18	24	28	30
	South CantinaProduction Possibilities					
	A	B	C	D	E	F
Capital Goods	5	4	3	2	1	0
Consumer Goods	0	8	15	21	25	27

Refer to the tables. Suppose that North Cantina is producing 2 units of capital goods and 17 units of consumer goods, while South Cantina is producing 2 units of capital goods and 21 units of consumer goods. We can conclude that

269) _____

A) North Cantina is fully and efficiently using its resources, but South Cantina is not.
B) South Cantina is fully and efficiently using its resources, but North Cantina is not.
C) neither South Cantina nor North Cantina is fully and efficiently using its resources.
D) both South Cantina and North Cantina are fully and efficiently using their resources.

Macroeconomics 22nd edition McConnell Test Bank

Question Details
Accessibility : Keyboard Navigation
Test Bank : I
Difficulty : 03 Hard
AACSB : Knowledge Application
Bloom's : Apply
Learning Objective : 01-06 Apply production possibilities analysis.
Topic : Production Possibilities Model

270) Answer the question on the basis of the following production possibilities tables for two countries, North Cantina and South Cantina.

	North Cantina Production Possibilities					
	A	**B**	**C**	**D**	**E**	**F**
Capital Goods	5	4	3	2	1	0
Consumer Goods	0	10	18	24	28	30
	South CantinaProduction Possibilities					
	A	**B**	**C**	**D**	**E**	**F**
Capital Goods	5	4	3	2	1	0
Consumer Goods	0	8	15	21	25	27

Refer to the tables. Suppose that resources in North Cantina and South Cantina are identical in quantity and quality. We can conclude that

270) _____

A) South Cantina has better technology than North Cantina in producing both capital and consumer goods.

B) North Cantina has better technology than South Cantina in producing both capital and consumer goods.

C) North Cantina is growing more rapidly than South Cantina.

D) North Cantina has better technology than South Cantina in producing consumer goods but not capital goods.

Macroeconomics 22nd edition McConnell Test Bank

Question Details
Accessibility : Keyboard Navigation
Test Bank : I
Difficulty : 03 Hard
AACSB : Knowledge Application
Bloom's : Apply
Learning Objective : 01-06 Apply production possibilities analysis.
Topic : Production Possibilities Model

271) Answer the question on the basis of the following production possibilities table for two countries, North Cantina and South Cantina.

	North Cantina Production Possibilities					
	A	B	C	D	E	F
Capital Goods	5	4	3	2	1	0
Consumer Goods	0	10	18	24	28	30
	South CantinaProduction Possibilities					
	A	B	C	D	E	F
Capital Goods	5	4	3	2	1	0
Consumer Goods	0	8	15	21	25	27

Refer to the table. The opportunity cost of the fifth unit of capital goods

271) _____

A) is higher in North Cantina than in South Cantina.
B) is the same in North Cantina and South Cantina.
C) is lower in North Cantina than in South Cantina.
D) cannot be determined from the information provided.

Question Details
Accessibility : Keyboard Navigation
Test Bank : I
Difficulty : 03 Hard
AACSB : Knowledge Application
Bloom's : Apply
Learning Objective : 01-06 Apply production possibilities analysis.
Topic : Production Possibilities Model

Macroeconomics 22nd edition McConnell Test Bank

272) If an economy is operating inside its production possibilities curve for consumer goods and capital goods, it

272) _____

A) can only produce more consumer goods by producing fewer capital goods.
B) can only produce more capital goods by producing fewer consumer goods.
C) can produce more of both consumer goods and capital goods by using resources that are currently idle.
D) must improve its technology to produce more output.

Question Details
Accessibility : Keyboard Navigation
Test Bank : I
Difficulty : 03 Hard
AACSB : Knowledge Application
Bloom's : Apply
Learning Objective : 01-06 Apply production possibilities analysis.
Topic : Production Possibilities Model

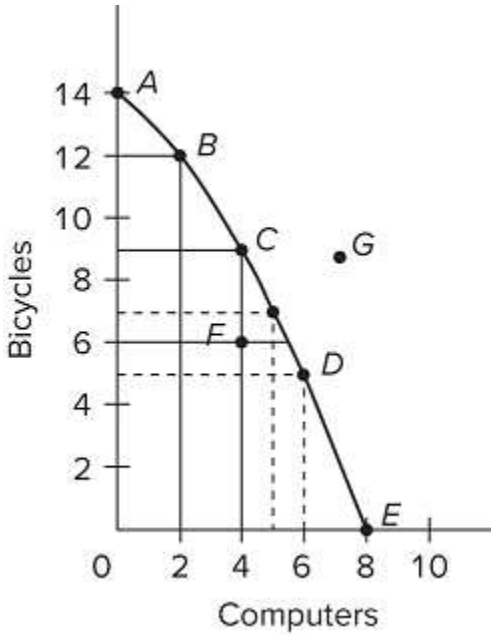

273)
Refer to the diagram. Points *A*, *B*, *C*, *D*, and *E* show

273) _____

Macroeconomics 22nd edition McConnell Test Bank

A) that the opportunity cost of bicycles increases, while that of computers is constant.
B) combinations of bicycles and computers that society can produce by using its resources efficiently.
C) that the opportunity cost of computers increases, while that of bicycles is constant.
D) that society's demand for bicycles is greater than its demand for computers.

Question Details
Accessibility : Keyboard Navigation
Test Bank : I
Difficulty : 03 Hard
AACSB : Knowledge Application
Bloom's : Apply
Learning Objective : 01-06 Apply production possibilities analysis.
Topic : Production Possibilities Model

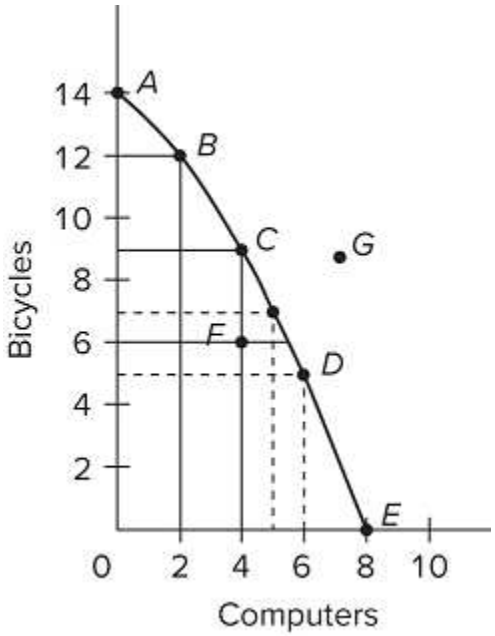

274)
Refer to the diagram. If society is currently producing 9 units of bicycles and 4 units of computers and it now decides to increase computer output to 6, the cost

274) _____

Macroeconomics 22nd edition McConnell Test Bank

A) will be 4 units of bicycles.
B) will be 2 units of bicycles.
C) will be zero because unemployed resources are available.
D) of doing so cannot be determined from the information given.

Question Details
Accessibility : Keyboard Navigation
Test Bank : I
Difficulty : 03 Hard
AACSB : Knowledge Application
Bloom's : Apply
Learning Objective : 01-06 Apply production possibilities analysis.
Topic : Production Possibilities Model

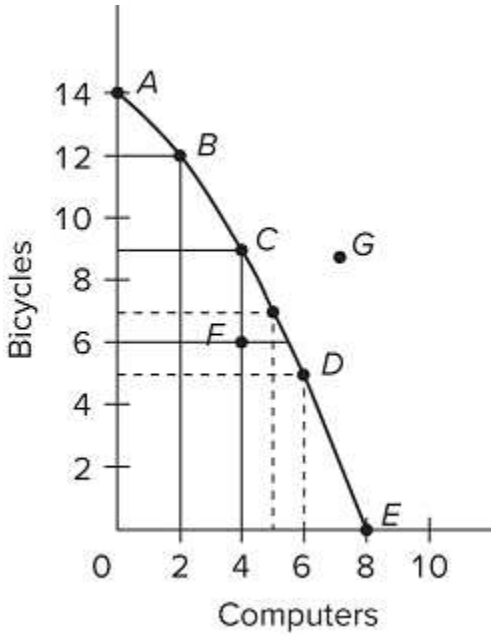

275)
Refer to the diagram. The combination of computers and bicycles shown by point *G* is
275) _____

A) attainable but too costly.
B) unattainable given currently available resources and technology.
C) attainable but involves unemployment.
D) irrelevant because it is inconsistent with consumer preferences.

Macroeconomics 22nd edition McConnell Test Bank

Question Details
Accessibility : Keyboard Navigation
Test Bank : I
Difficulty : 03 Hard
AACSB : Knowledge Application
Bloom's : Apply
Learning Objective : 01-06 Apply production possibilities analysis.
Topic : Production Possibilities Model

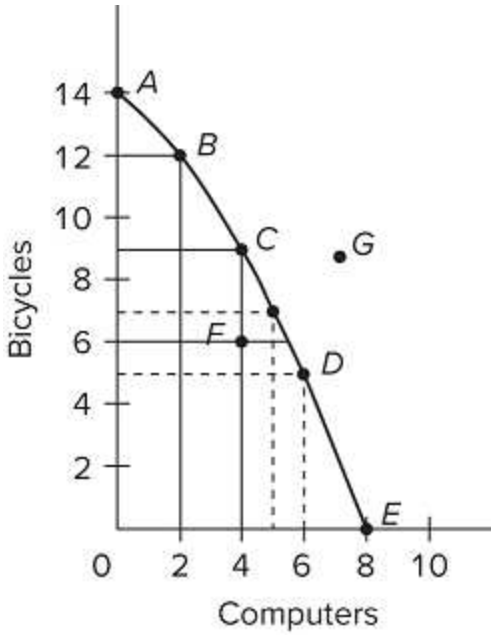

276)
Refer to the diagram. If society is currently producing the combination of bicycles and computers shown by point D, the production of 2 more units of bicycles

276) _____

A) cannot be achieved because resources are fully employed.
B) will cost 1 unit of computers.
C) will cost 2 units of computers.
D) will cause some resources to become unemployed.

Macroeconomics 22nd edition McConnell Test Bank

Question Details
Accessibility : Keyboard Navigation
Test Bank : I
Difficulty : 03 Hard
AACSB : Knowledge Application
Bloom's : Apply
Learning Objective : 01-06 Apply production possibilities analysis.
Topic : Production Possibilities Model

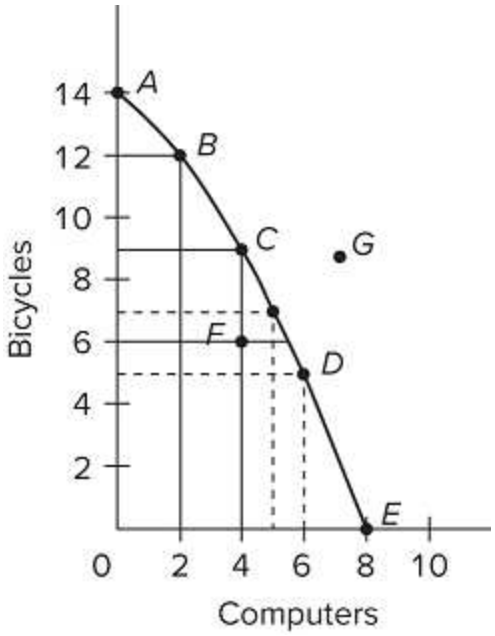

277)
Refer to the diagram. The combination of computers and bicycles shown by point *F*
277) _____

A) is unattainable given currently available resources and technology.
B) is attainable but implies that the economy is not using all its resources.
C) is irrelevant because it is inconsistent with consumer preferences.
D) suggests that opportunity costs are constant.

Macroeconomics 22nd edition McConnell Test Bank

Question Details
Accessibility : Keyboard Navigation
Test Bank : I
Difficulty : 03 Hard
AACSB : Knowledge Application
Bloom's : Apply
Learning Objective : 01-06 Apply production possibilities analysis.
Topic : Production Possibilities Model

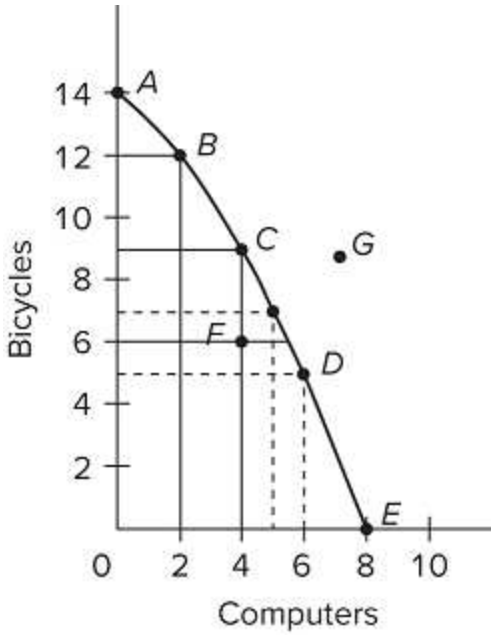

278)
Refer to the diagram. The movement down the production possibilities curve from point *A* to point *E* suggests that the production of

278) _____

A) computers, but not bicycles, is subject to increasing opportunity costs.
B) bicycles, but not computers, is subject to increasing opportunity costs.
C) both bicycles and computers is subject to constant opportunity costs.
D) both bicycles and computers is subject to increasing opportunity costs.

Macroeconomics 22nd edition McConnell Test Bank

Question Details
Accessibility : Keyboard Navigation
Test Bank : I
Difficulty : 03 Hard
AACSB : Knowledge Application
Bloom's : Apply
Learning Objective : 01-06 Apply production possibilities analysis.
Topic : Production Possibilities Model

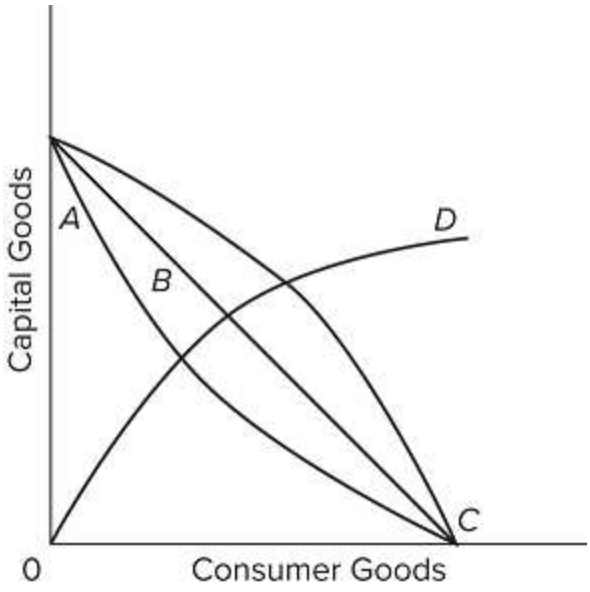

279) Refer to the diagram. As it relates to production possibilities analysis, the law of increasing opportunity cost is reflected in curve

279) _____

A) *A*.
B) *B*.
C) *C*.
D) *D*.

Macroeconomics 22nd edition McConnell Test Bank

Question Details
Accessibility : Keyboard Navigation
Test Bank : I
Difficulty : 03 Hard
AACSB : Knowledge Application
Bloom's : Apply
Learning Objective : 01-06 Apply production possibilities analysis.
Topic : Production Possibilities Model

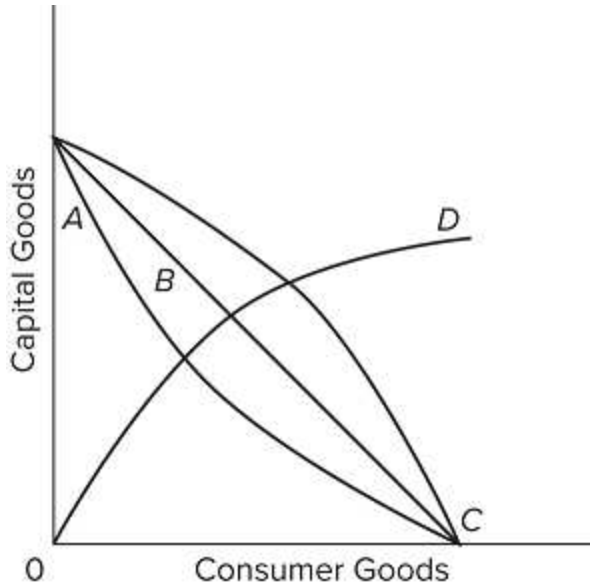

280) Refer to the diagram. Curve *B* is a

280) _____

A) production possibilities curve indicating constant opportunity costs.
B) production possibilities curve indicating increasing opportunity costs.
C) demand curve indicating that the quantity of consumer goods demanded increases as the price of capital falls.
D) technology frontier curve.

Macroeconomics 22nd edition McConnell Test Bank

Question Details
Accessibility : Keyboard Navigation
Test Bank : I
Difficulty : 03 Hard
AACSB : Knowledge Application
Bloom's : Apply
Learning Objective : 01-06 Apply production possibilities analysis.
Topic : Production Possibilities Model

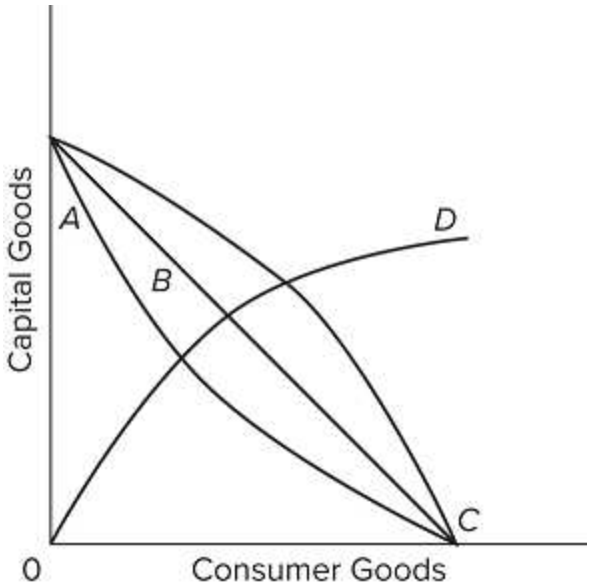

281) Refer to the diagram. All other things equal, curve *C*

281) _____

A) reflects increasing opportunity costs because the slope of the curve becomes less steep as one moves down along the curve.
B) is a less desirable production possibilities curve for an economy than curve *B*.
C) is a more desirable production possibilities curve for an economy than curve *A*.
D) has a steeper slope throughout than curve *B*.

Macroeconomics 22nd edition McConnell Test Bank

Question Details
Accessibility : Keyboard Navigation
Test Bank : I
Difficulty : 03 Hard
AACSB : Knowledge Application
Bloom's : Apply
Learning Objective : 01-06 Apply production possibilities analysis.
Topic : Production Possibilities Model

282) The fact that the slope of the production possibilities curve becomes steeper as we move down along the curve indicates that

282) _____

A) the principle of increasing opportunity costs is relevant.
B) society's resources are limited.
C) the opportunity cost of producing each product is constant.
D) resources are perfectly substitutable between alternative uses.

Question Details
Accessibility : Keyboard Navigation
Test Bank : I
Bloom's : Understand
Difficulty : 02 Medium
Learning Objective : 01-06 Apply production possibilities analysis.
Topic : Production Possibilities Model

283) The law of increasing opportunity costs states that

283) _____

Macroeconomics 22nd edition McConnell Test Bank

A) if society wants to produce more of a particular good, it must sacrifice larger and larger amounts of another good to do so.

B) the sum of the costs of producing a particular good cannot rise above the current market price of that good.

C) if the sum of the costs of producing a particular good rises by a specified percentage, the price of that good must rise by a greater relative amount.

D) if the prices of all the resources used to produce goods increase, the cost of producing any particular good will increase at the same rate.

Question Details
Accessibility : Keyboard Navigation
Test Bank : I
Difficulty : 03 Hard
AACSB : Knowledge Application
Bloom's : Apply
Learning Objective : 01-06 Apply production possibilities analysis.
Topic : Production Possibilities Model

284) The concept of opportunity cost

284) _____

A) is irrelevant in socialistic economies because of central planning.

B) suggests that the use of resources in any particular line of production means that alternative outputs must be forgone.

C) is irrelevant if the production possibilities curve is shifting to the right.

D) suggests that insatiable wants can be fulfilled.

Question Details
Accessibility : Keyboard Navigation
Test Bank : I
Difficulty : 03 Hard
AACSB : Knowledge Application
Bloom's : Apply
Learning Objective : 01-06 Apply production possibilities analysis.
Topic : Production Possibilities Model

Macroeconomics 22nd edition McConnell Test Bank

285) The law of increasing opportunity costs is reflected in a production possibilities curve that is

285) _____

A) an upsloping straight line.
B) a downsloping straight line.
C) bowed out from the origin.
D) bowed in toward the origin.

Question Details
Accessibility : Keyboard Navigation
Test Bank : I
Difficulty : 03 Hard
AACSB : Knowledge Application
Bloom's : Apply
Learning Objective : 01-06 Apply production possibilities analysis.
Topic : Production Possibilities Model

286) The point on the production possibilities curve that is most desirable can be found by

286) _____

A) estimating the marginal costs of both products in real or physical terms.
B) comparing marginal benefits and marginal costs.
C) determining where least-cost production occurs.
D) calculating where economic growth will be greatest.

Question Details
Accessibility : Keyboard Navigation
Test Bank : I
Difficulty : 03 Hard
AACSB : Knowledge Application
Bloom's : Apply
Learning Objective : 01-06 Apply production possibilities analysis.
Topic : Production Possibilities Model

287) The optimal point on a production possibilities curve is achieved where

Macroeconomics 22nd edition McConnell Test Bank

287) _____

A) the smallest physical amounts of inputs are used to produce each good.
B) each good is produced at a level where marginal benefits equal marginal costs.
C) large amounts of capital goods are produced relative to consumer goods.
D) large amounts of consumer goods are produced relative to capital goods.

Question Details
Accessibility : Keyboard Navigation
Test Bank : I
Difficulty : 03 Hard
AACSB : Knowledge Application
Bloom's : Apply
Learning Objective : 01-06 Apply production possibilities analysis.
Topic : Production Possibilities Model

288) The marginal benefit curve is

288) _____

A) upsloping because of increasing marginal opportunity costs.
B) upsloping because successive units of a specific product yield less and less extra benefit.
C) downsloping because of increasing marginal opportunity costs.
D) downsloping because successive units of a specific product yield less and less extra benefit.

Question Details
Accessibility : Keyboard Navigation
Test Bank : I
Difficulty : 03 Hard
AACSB : Knowledge Application
Bloom's : Apply
Learning Objective : 01-06 Apply production possibilities analysis.
Topic : Production Possibilities Model

289) The marginal cost curve is

Macroeconomics 22nd edition McConnell Test Bank

289) _____

A) upsloping because of increasing marginal opportunity costs.
B) upsloping because successive units of a specific product yield less and less extra utility.
C) downsloping because of increasing marginal opportunity costs.
D) downsloping because successive units of a specific product yield less and less extra utility.

Question Details
Accessibility : Keyboard Navigation
Test Bank : I
Difficulty : 03 Hard
AACSB : Knowledge Application
Bloom's : Apply
Learning Objective : 01-06 Apply production possibilities analysis.
Topic : Production Possibilities Model

290) The quantity of digital music players produced should be

290) _____

A) reduced if marginal benefits exceed marginal costs.
B) reduced if marginal costs exceed marginal benefits.
C) increased if marginal costs exceed marginal benefits.
D) reduced to zero if their unit costs exceed the unit costs of alternative products.

Question Details
Accessibility : Keyboard Navigation
Test Bank : I
Difficulty : 03 Hard
AACSB : Knowledge Application
Bloom's : Apply
Learning Objective : 01-06 Apply production possibilities analysis.
Topic : Production Possibilities Model

291) If the output of product X is such that marginal benefit equals marginal cost,

Macroeconomics 22nd edition McConnell Test Bank

291) _____

A) the correct amount of resources is being allocated to X's production.
B) the value of producing X exceeds the value of producing alternative products with the available resources.
C) there can be a net gain to society by allocating either more or less resources to producing X.
D) resources are overallocated to the production of X.

Question Details
Accessibility : Keyboard Navigation
Test Bank : I
Difficulty : 03 Hard
AACSB : Knowledge Application
Bloom's : Apply
Learning Objective : 01-06 Apply production possibilities analysis.
Topic : Production Possibilities Model

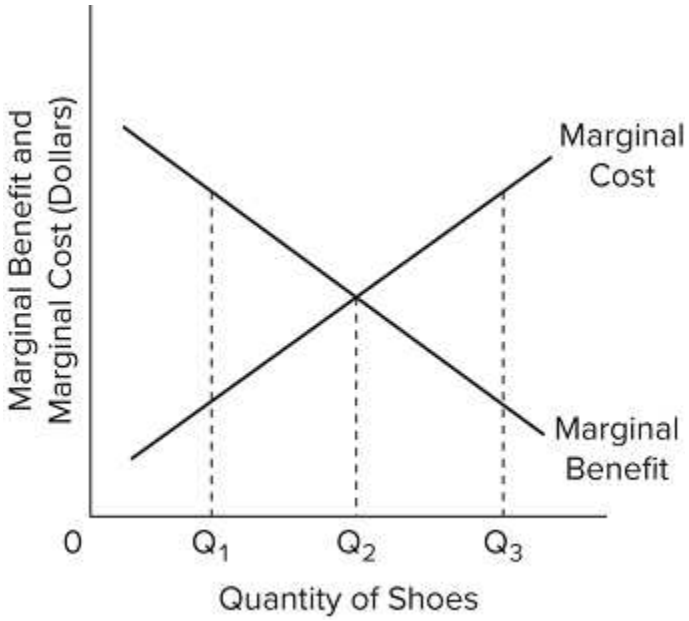

292)
Refer to the diagram for athletic shoes. The optimal output of shoes is

292) _____

Macroeconomics 22nd edition McConnell Test Bank

A) Q_1.
B) Q_2.
C) Q_3.
D) greater than Q_3.

Question Details
Accessibility : Keyboard Navigation
Test Bank : I
Difficulty : 02 Medium
AACSB : Knowledge Application
Bloom's : Apply
Learning Objective : 01-06 Apply production possibilities analysis.
Topic : Production Possibilities Model

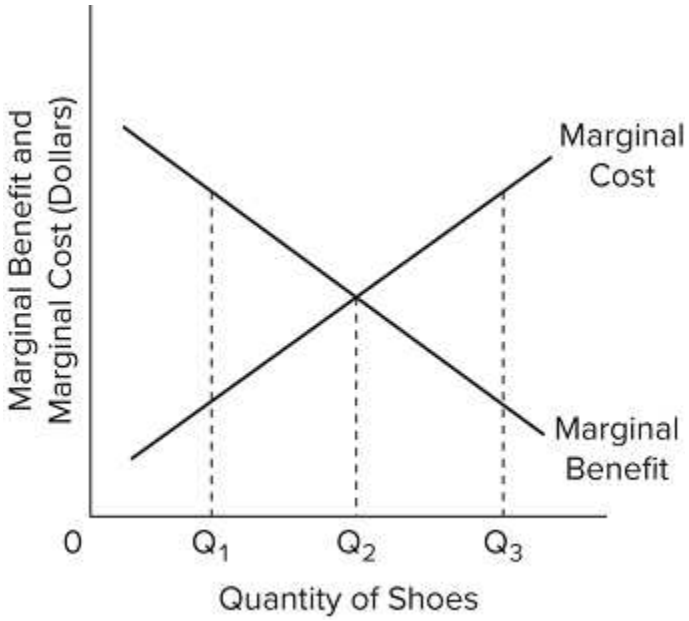

293)
Refer to the diagram for athletic shoes. If the current output of shoes is Q_1, then

293) _____

Macroeconomics 22nd edition McConnell Test Bank

A) society would consider additional units of shoes to be more valuable than alternative uses of those resources.

B) society would consider additional units of shoes to be less valuable than alternative uses of those resources.

C) society would experience a net loss by producing more shoes.

D) resources are being allocated efficiently to the production of shoes.

Question Details
Accessibility : Keyboard Navigation
Test Bank : I
Difficulty : 03 Hard
AACSB : Knowledge Application
Bloom's : Apply
Learning Objective : 01-06 Apply production possibilities analysis.
Topic : Production Possibilities Model

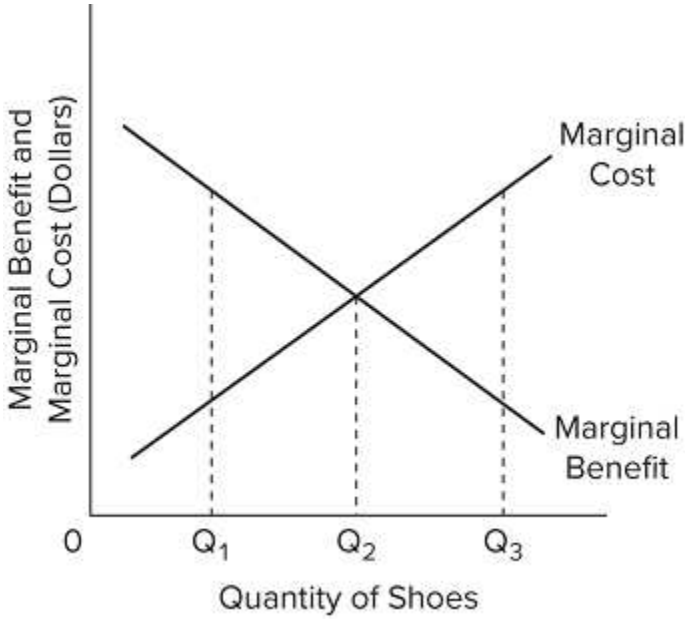

294)
Refer to the diagram for athletic shoes. If the current output of shoes is Q_3, then

294) _____

Macroeconomics 22nd edition McConnell Test Bank

A) resources are being allocated efficiently to the production of shoes.
B) society would consider additional units of shoes to be more valuable than alternative products.
C) society would consider additional units of shoes to be less valuable than alternative products.
D) society would experience a net gain by producing more shoes.

Question Details
Accessibility : Keyboard Navigation
Test Bank : I
Difficulty : 03 Hard
AACSB : Knowledge Application
Bloom's : Apply
Learning Objective : 01-06 Apply production possibilities analysis.
Topic : Production Possibilities Model

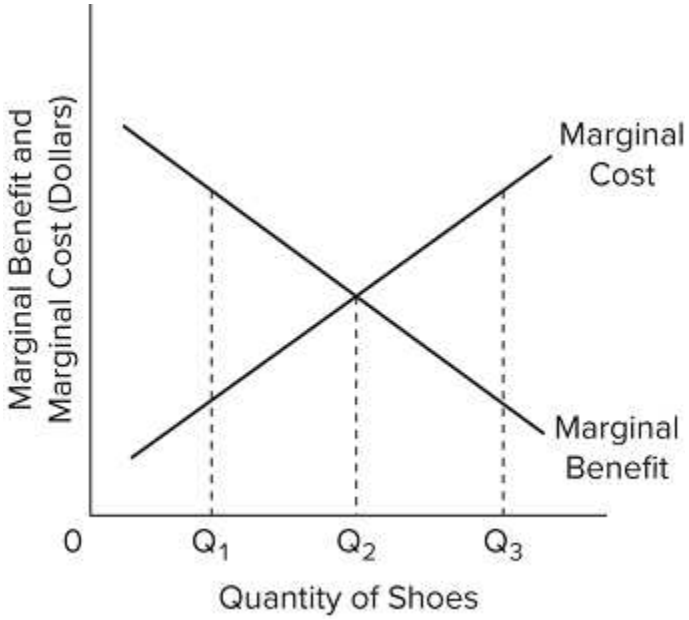

295)
Refer to the diagram for athletic shoes. If the current output of shoes is Q_3, then
295) _____

Macroeconomics 22nd edition McConnell Test Bank

A) society should produce fewer shoes to achieve the optimal allocation of resources.
B) society should produce more shoes to achieve the optimal allocation of resources.
C) resources are being allocated efficiently to the production of shoes.
D) shoes are more valuable to society than alternative products

Question Details
Accessibility : Keyboard Navigation
Test Bank : I
Difficulty : 03 Hard
AACSB : Knowledge Application
Bloom's : Apply
Learning Objective : 01-06 Apply production possibilities analysis.
Topic : Production Possibilities Model

296) Suppose that a fully employed economy produces only two goods, hamburgers and flat-panel TVs. If the economy is currently producing more than the optimal quantity of hamburgers, then to attain the optimal allocation of resources, it should

296) _____

A) produce more hamburgers and fewer TVs.
B) produce more TVs and fewer hamburgers.
C) produce more of both goods.
D) produce fewer of both goods.

Question Details
Accessibility : Keyboard Navigation
Test Bank : I
Difficulty : 03 Hard
AACSB : Knowledge Application
Bloom's : Apply
Learning Objective : 01-06 Apply production possibilities analysis.
Topic : Production Possibilities Model

297) Suppose that an economy is producing on its production possibilities curve but is not producing quantities of each good where the marginal benefit equals the marginal cost for each good. This economy

Macroeconomics 22nd edition McConnell Test Bank

297) _____

A) should not change its production, because it cannot improve its allocation by shifting resources.
B) can improve its allocation by lowering the unemployment rate.
C) can improve its allocation by producing more of one good and less of the other.
D) can improve its allocation by producing more of both goods.

Question Details
Accessibility : Keyboard Navigation
Test Bank : I
Difficulty : 03 Hard
AACSB : Knowledge Application
Bloom's : Apply
Learning Objective : 01-06 Apply production possibilities analysis.
Topic : Production Possibilities Model

298) The optimal allocation of resources is found

298) _____

A) where MB = MC.
B) at every point along a production possibilities curve.
C) where the marginal benefit is at its greatest.
D) where the marginal cost is at its lowest.

Question Details
Accessibility : Keyboard Navigation
Test Bank : I
Difficulty : 02 Medium
Bloom's : Analyze
Learning Objective : 01-06 Apply production possibilities analysis.
Topic : Production Possibilities Model

299) Which of the following is one of the simplifying assumptions made in constructing a production possibilities curve?

299) _____

Macroeconomics 22nd edition McConnell Test Bank

A) The state of technology is constantly changing.
B) A wide variety of products are produced.
C) Resources are fully employed and are used in least-cost methods of production.
D) Quantities of available resources in the economy vary as we move from one point on the curve to another.

Question Details
Accessibility : Keyboard Navigation
Test Bank : II
Difficulty : 02 Medium
Bloom's : Analyze
Learning Objective : 01-06 Apply production possibilities analysis.
Topic : Production Possibilities Model

300) The production possibilities curve is a graph of

300) _____

A) the maximum amounts of labor and capital resources available for production.
B) various combinations of goods and services among which consumers are indifferent in terms of preference.
C) the maximum combinations of products that can be produced with the available resources.
D) the maximum amount of capital and labor that the economy can employ.

Question Details
AACSB : Reflective Thinking
Accessibility : Keyboard Navigation
Bloom's : Remember
Difficulty : 01 Easy
Test Bank : II
Learning Objective : 01-06 Apply production possibilities analysis.
Topic : Production Possibilities Model

301) On a production possibilities curve, the single optimal or best combination of output for any society

Macroeconomics 22nd edition McConnell Test Bank

301) _____

A) is at a point near the top of the curve.
B) is at the precise midpoint of the curve.
C) is at a point near the bottom of the curve.
D) depends upon the preferences of society.

Question Details
Accessibility : Keyboard Navigation
Test Bank : II
Difficulty : 03 Hard
AACSB : Knowledge Application
Bloom's : Apply
Learning Objective : 01-06 Apply production possibilities analysis.
Topic : Production Possibilities Model

302) All of the following would affect the position and shape of a nation's production possibilities curve, *except*

302) _____

A) the amount of labor available.
B) the level of unemployment.
C) the amount of the capital resources.
D) the rate of technological progress.

Question Details
Accessibility : Keyboard Navigation
Test Bank : II
Difficulty : 03 Hard
AACSB : Knowledge Application
Bloom's : Apply
Learning Objective : 01-06 Apply production possibilities analysis.
Topic : Production Possibilities Model

303) If a nation produces more consumer goods and less capital goods, then the nation will have

Macroeconomics 22nd edition McConnell Test Bank

303) _____

A) more consumption now, but less consumption later.
B) less consumption now, but more consumption later.
C) more consumption now, with no effect on consumption later.
D) less consumption later, with no effect on consumption now.

Question Details
Accessibility : Keyboard Navigation
Test Bank : II
Difficulty : 02 Medium
Bloom's : Analyze
Learning Objective : 01-06 Apply production possibilities analysis.
Topic : Production Possibilities Model

304) A nation can produce two products: steel and wheat. The table below is the nation's production possibilities schedule.

Production Possibilities						
Product	**A**	**B**	**C**	**D**	**E**	**F**
Steel	0	1	2	3	4	5
Wheat	100	90	75	55	30	0

If the nation uses all of its resources to produce only wheat, then its production combination will be

304) _____

A) A.
B) B.
C) E.
D) F.

Macroeconomics 22nd edition McConnell Test Bank

Question Details
Accessibility : Keyboard Navigation
Test Bank : II
Difficulty : 03 Hard
AACSB : Knowledge Application
Bloom's : Apply
Learning Objective : 01-06 Apply production possibilities analysis.
Topic : Production Possibilities Model

305) A nation can produce two products: steel and wheat. The table below is the nation's production possibilities schedule.

Production Possibilities						
Product	**A**	**B**	**C**	**D**	**E**	**F**
Steel	0	1	2	3	4	5
Wheat	100	90	75	55	30	0

Which of the following output-combinations is unattainable?

305) _____

A) 1 steel and 80 wheat
B) 4 steel and 55 wheat
C) 30 wheat and 3 steel
D) 95 wheat and 0 steel

Question Details
Accessibility : Keyboard Navigation
Test Bank : II
Difficulty : 02 Medium
AACSB : Knowledge Application
Bloom's : Apply
Learning Objective : 01-06 Apply production possibilities analysis.
Topic : Production Possibilities Model

306) A nation can produce two products: steel and wheat. The table below is the nation's production possibilities schedule.

Production Possibilities						
Product	**A**	**B**	**C**	**D**	**E**	**F**
Steel	0	1	2	3	4	5

Macroeconomics 22nd edition McConnell Test Bank

Wheat	100	90	75	55	30	0

A change from combination C to B means that

306) _____

A) 1 unit of steel is given up to get 75 units of wheat.
B) 2 units of steel are given up to get 75 units of wheat.
C) 1 unit of steel is given up to get 15 more units of wheat.
D) 2 units of steel are given up to get 15 more units of wheat.

Question Details
Accessibility : Keyboard Navigation
Test Bank : II
Difficulty : 02 Medium
AACSB : Knowledge Application
Bloom's : Apply
Learning Objective : 01-06 Apply production possibilities analysis.
Topic : Production Possibilities Model

307) A nation can produce two products: steel and wheat. The table below is the nation's production possibilities schedule.

Production Possibilities						
Product	**A**	**B**	**C**	**D**	**E**	**F**
Steel	0	1	2	3	4	5
Wheat	100	90	75	55	30	0

The *marginal* opportunity cost of the third unit of steel is

307) _____

A) 18.3 units of wheat.
B) 25 units of wheat.
C) 20 units of wheat.
D) 55 units of wheat.

Macroeconomics 22nd edition McConnell Test Bank

Question Details
Accessibility : Keyboard Navigation
Accessibility : Screen Reader Compatible
Test Bank : II
Difficulty : 03 Hard
AACSB : Knowledge Application
Bloom's : Apply
Learning Objective : 01-06 Apply production possibilities analysis.
Topic : Production Possibilities Model

308) A nation can produce two products: steel and wheat. The table below is the nation's production possibilities schedule.

Production Possibilities						
Product	**A**	**B**	**C**	**D**	**E**	**F**
Steel	0	1	2	3	4	5
Wheat	100	90	75	55	30	0

The opportunity cost of producing the 91st unit of wheat is approximately

308) _____

A) 10 units of steel.
B) 0 units of steel.
C) 1 unit of steel.
D) 1/10 of a unit of steel.

Question Details
Accessibility : Keyboard Navigation
Accessibility : Screen Reader Compatible
Test Bank : II
Difficulty : 03 Hard
AACSB : Knowledge Application
Bloom's : Apply
Learning Objective : 01-06 Apply production possibilities analysis.
Topic : Production Possibilities Model

309) A nation can produce two products: steel and wheat. The table below is the nation's production possibilities schedule.

Production Possibilities						
Product	**A**	**B**	**C**	**D**	**E**	**F**

Macroeconomics 22nd edition McConnell Test Bank

Steel	0	1	2	3	4	5
Wheat	100	90	75	55	30	0

In moving stepwise from possibility A to B to C ... to F, the marginal opportunity cost of a unit of steel in terms of wheat

309) _____

A) increases.
B) decreases.
C) remains constant.
D) increases at first, then decreases.

Question Details
Accessibility : Keyboard Navigation
Test Bank : II
Difficulty : 03 Hard
AACSB : Knowledge Application
Bloom's : Apply
Learning Objective : 01-06 Apply production possibilities analysis.
Topic : Production Possibilities Model

310) A nation can produce two products: tanks and autos. The table below is the nation's production possibilities schedule.

Production Possibilities						
Product	A	B	C	D	E	F
Tanks	0	1	2	3	4	5
Autos	1,000	950	850	650	350	0

According to the production possibilities schedule, a combination of 4 tanks and 650 autos is

310) _____

A) attainable and involves an efficient use of society's resources.
B) attainable but would not be in the best interests of a strong national defense.
C) less than (or below) the maximum attainable output combination.
D) not attainable because the nation does not have sufficient resources.

Macroeconomics 22nd edition McConnell Test Bank

Question Details
Accessibility : Keyboard Navigation
Test Bank : II
Difficulty : 03 Hard
AACSB : Knowledge Application
Bloom's : Apply
Learning Objective : 01-06 Apply production possibilities analysis.
Topic : Production Possibilities Model

311) A nation can produce two products: tanks and autos. The table below is the nation's production possibilities schedule.

Production Possibilities						
Product	**A**	**B**	**C**	**D**	**E**	**F**
Tanks	0	1	2	3	4	5
Autos	1,000	950	850	650	350	0

Given the production possibilities schedule above, a combination of 3 tanks and 350 autos

311) _____

A) illustrates the trade-off between tanks and autos.
B) is attainable but entails some unemployment or inefficient use of society's resources.
C) cannot be produced by society, given its current resources and production technology.
D) is not attainable because this combination is not listed in the schedule.

Question Details
Accessibility : Keyboard Navigation
Test Bank : II
Difficulty : 03 Hard
AACSB : Knowledge Application
Bloom's : Apply
Learning Objective : 01-06 Apply production possibilities analysis.
Topic : Production Possibilities Model

312) A nation can produce two products: tanks and autos. The table below is the nation's production possibilities schedule.

Production Possibilities						
Product	**A**	**B**	**C**	**D**	**E**	**F**
Tanks	0	1	2	3	4	5

Macroeconomics 22nd edition McConnell Test Bank

Autos	1,000	950	850	650	350	0

In moving from combination C to B, the opportunity cost of producing 100 more autos is

312) _____

A) 2 units of tanks.
B) 1 unit of tanks.
C) 850 units of autos.
D) 1,800 units of autos.

Question Details
Accessibility : Keyboard Navigation
Accessibility : Screen Reader Compatible
Test Bank : II
Difficulty : 02 Medium
AACSB : Knowledge Application
Bloom's : Apply
Learning Objective : 01-06 Apply production possibilities analysis.
Topic : Production Possibilities Model

313) A nation can produce two products: tanks and autos. The table below is the nation's production possibilities schedule.

Production Possibilities						
Product	**A**	**B**	**C**	**D**	**E**	**F**
Tanks	0	1	2	3	4	5
Autos	1,000	950	850	650	350	0

The *total* opportunity cost of three unit(s) of tanks is

313) _____

A) 200 units of autos.
B) 350 units of autos.
C) 650 units of autos.
D) 1,000 units of autos.

Macroeconomics 22nd edition McConnell Test Bank

Question Details
Accessibility : Keyboard Navigation
Accessibility : Screen Reader Compatible
Test Bank : II
Difficulty : 02 Medium
AACSB : Knowledge Application
Bloom's : Apply
Learning Objective : 01-06 Apply production possibilities analysis.
Topic : Production Possibilities Model

314) A nation can produce two products: tanks and autos. The table below is the nation's production possibilities schedule.

Production Possibilities						
Product	**A**	**B**	**C**	**D**	**E**	**F**
Tanks	0	1	2	3	4	5
Autos	1,000	950	850	650	350	0

The *marginal* opportunity cost of the fourth unit of tanks is

314) _____

A) 3 units of tanks.
B) 300 units of autos.
C) 350 units of autos.
D) 650 units of autos.

Question Details
Accessibility : Keyboard Navigation
Accessibility : Screen Reader Compatible
Test Bank : II
Difficulty : 02 Medium
AACSB : Knowledge Application
Bloom's : Apply
Learning Objective : 01-06 Apply production possibilities analysis.
Topic : Production Possibilities Model

315) A nation can produce two products: tanks and autos. The table below is the nation's production possibilities schedule.

Production Possibilities						
Product	**A**	**B**	**C**	**D**	**E**	**F**

Macroeconomics 22nd edition McConnell Test Bank

Tanks	0	1	2	3	4	5
Autos	1,000	950	850	650	350	0

If the nation produces more and more tanks, the opportunity cost of each additional tank in terms of autos

315) _____

A) remains constant.
B) falls.
C) increases.
D) cannot be measured.

Question Details
Accessibility : Keyboard Navigation
Test Bank : II
Difficulty : 03 Hard
AACSB : Knowledge Application
Bloom's : Apply
Learning Objective : 01-06 Apply production possibilities analysis.
Topic : Production Possibilities Model

316) In a graph of the production possibilities curve, the two axes of the graph indicate the

316) _____

A) prices of the two products that a nation can produce.
B) maximum quantities of the two resources that a nation possesses.
C) price of the products on the vertical axis, and quantities on the horizontal.
D) quantities of the two products that a nation can produce.

Question Details
Accessibility : Keyboard Navigation
Test Bank : II
Difficulty : 03 Hard
AACSB : Knowledge Application
Bloom's : Apply
Learning Objective : 01-06 Apply production possibilities analysis.
Topic : Production Possibilities Model

Macroeconomics 22nd edition McConnell Test Bank

317) A point inside the production possibilities curve is _____, while a point outside the curve is _____.

317) _____

A) attainable; unattainable
B) unattainable; attainable
C) below the maximum possible; the maximum possible
D) the maximum possible; below the maximum possible

Question Details
Accessibility : Keyboard Navigation
Test Bank : II
Difficulty : 03 Hard
AACSB : Knowledge Application
Bloom's : Apply
Learning Objective : 01-06 Apply production possibilities analysis.
Topic : Production Possibilities Model

318) A point or combination that is on the production possibilities curve is

318) _____

A) attainable, and resources are fully employed.
B) attainable, but some resources are unemployed.
C) unattainable, but some resources are unemployed.
D) attainable only if we get additional resources.

Question Details
Accessibility : Keyboard Navigation
Test Bank : II
Difficulty : 03 Hard
AACSB : Knowledge Application
Bloom's : Apply
Learning Objective : 01-06 Apply production possibilities analysis.
Topic : Production Possibilities Model

Macroeconomics 22nd edition McConnell Test Bank

319) A point outside (to the right of) the production possibilities curve of a nation

319) _____

A) is not attainable for this nation.
B) is easily attainable for this nation.
C) implies that there are unemployed resources in this nation.
D) implies that this nation is using its resources fully.

Question Details
Accessibility : Keyboard Navigation
Test Bank : II
Difficulty : 03 Hard
AACSB : Knowledge Application
Bloom's : Apply
Learning Objective : 01-06 Apply production possibilities analysis.
Topic : Production Possibilities Model

320) The following graph is the production possibilities curve of a nation.

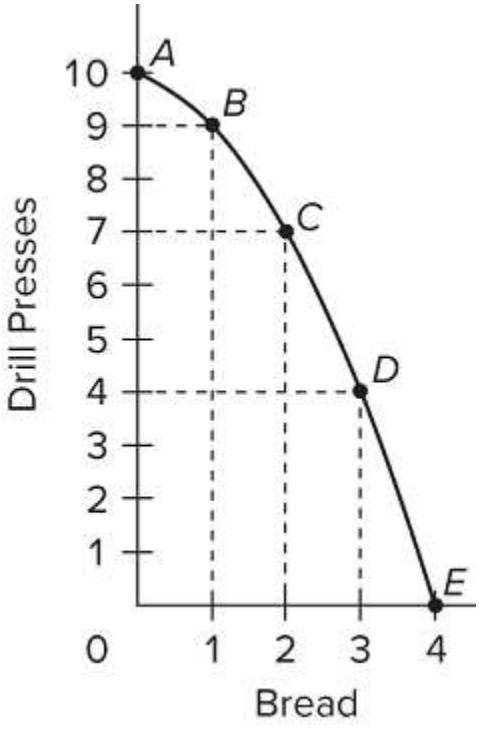

The combination "5 drill presses and 2 bread" indicates

Macroeconomics 22nd edition McConnell Test Bank

320) _____

A) an unattainable combination for the nation.
B) that some resources in the nation are unemployed.
C) an ideal combination for the nation.
D) a combination produced when the nation is at full employment.

Question Details
Accessibility : Keyboard Navigation
Test Bank : II
Difficulty : 03 Hard
AACSB : Knowledge Application
Bloom's : Apply
Learning Objective : 01-06 Apply production possibilities analysis.
Topic : Production Possibilities Model

321) The following graph is the production possibilities curve of a nation.

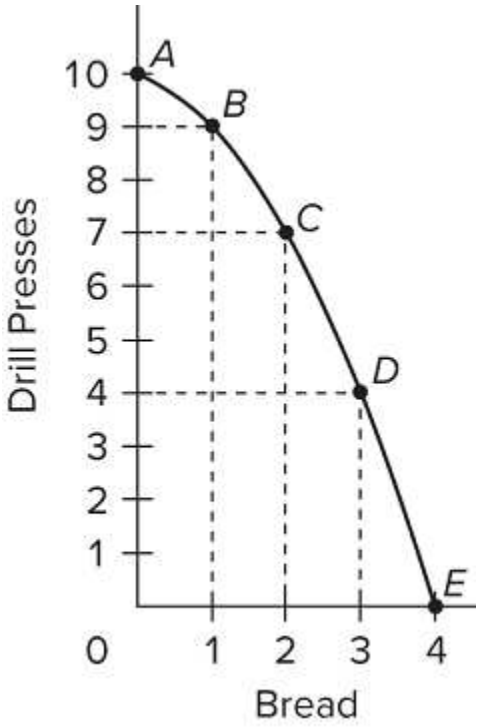

Which of the following combinations would be unattainable?

321) _____

Macroeconomics 22nd edition McConnell Test Bank

A) 8 drill presses and 1 bread
B) 7 drill presses and 2 bread
C) 10 drill presses and 4 bread
D) 2 drill presses and 3 bread

Question Details
Accessibility : Keyboard Navigation
Test Bank : II
Difficulty : 02 Medium
AACSB : Analytical Thinking
Bloom's : Analyze
Learning Objective : 01-06 Apply production possibilities analysis.
Topic : Production Possibilities Model

322) The following graph is the production possibilities curve of a nation.

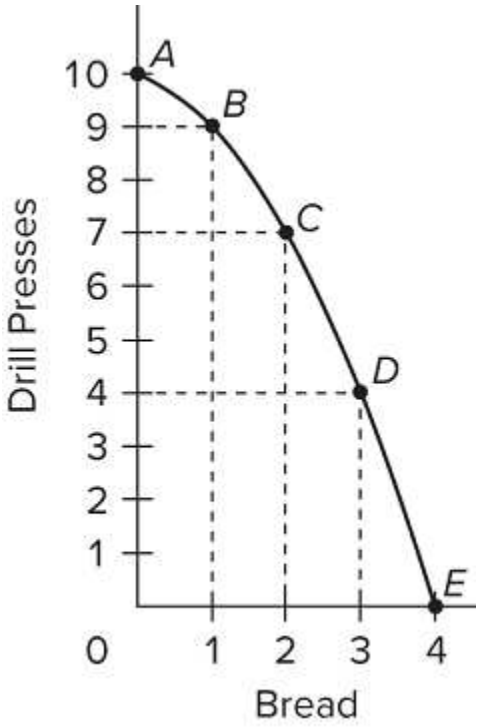

The *total* opportunity cost of 9 drill presses is

322) _____

Macroeconomics 22nd edition McConnell Test Bank

A) 1 unit of bread.
B) 1 unit of drill presses.
C) 3 units of bread.
D) 10 units of drill presses.

Question Details
AACSB : Reflective Thinking
Accessibility : Keyboard Navigation
Test Bank : II
Difficulty : 03 Hard
Bloom's : Apply
Learning Objective : 01-06 Apply production possibilities analysis.
Topic : Production Possibilities Model

323) The following graph is the production possibilities curve of a nation.

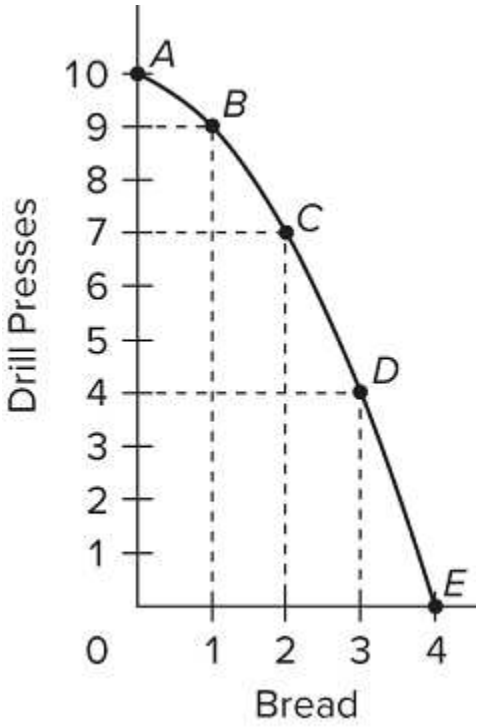

The *marginal* opportunity cost of the fourth unit of bread is

323) _____

Macroeconomics 22nd edition McConnell Test Bank

A) 10 units of drill presses.
B) 1 unit of drill presses.
C) 3 units of drill presses.
D) 4 units of drill presses.

Question Details
Accessibility : Keyboard Navigation
Test Bank : II
Difficulty : 03 Hard
AACSB : Knowledge Application
Bloom's : Apply
Learning Objective : 01-06 Apply production possibilities analysis.
Topic : Production Possibilities Model

324) A movement from one point to another along the production possibilities curve would imply that

324) _____

A) the labor force available to society has grown.
B) productivity has increased over time.
C) productivity has declined over time.
D) society is producing a different combination of outputs.

Question Details
Accessibility : Keyboard Navigation
Test Bank : II
Difficulty : 03 Hard
AACSB : Knowledge Application
Bloom's : Apply
Learning Objective : 01-06 Apply production possibilities analysis.
Topic : Production Possibilities Model

325) If a nation is initially on its production possibilities curve, then it can increase its production of one good only by

325) _____

Macroeconomics 22nd edition McConnell Test Bank

A) decreasing the production of the other good.
B) increasing the production of the other good.
C) holding constant the production of the other good.
D) decreasing the price of the other good.

Question Details
Accessibility : Keyboard Navigation
Test Bank : II
Difficulty : 03 Hard
AACSB : Knowledge Application
Bloom's : Apply
Learning Objective : 01-06 Apply production possibilities analysis.
Topic : Production Possibilities Model

326) Because of increasing opportunity costs, the production possibilities curve

326) _____

A) is bowed out from (or concave to) the origin.
B) can be either downward- or upward-sloping.
C) at first rises, then falls eventually.
D) is a straight downward-sloping line.

Question Details
Accessibility : Keyboard Navigation
Test Bank : II
Difficulty : 03 Hard
AACSB : Knowledge Application
Bloom's : Apply
Learning Objective : 01-06 Apply production possibilities analysis.
Topic : Production Possibilities Model

327) The law of increasing opportunity costs states that

327) _____

Macroeconomics 22nd edition McConnell Test Bank

A) costs of production increase for one good, but costs decrease for the other good.
B) increases in wages and other resource costs is what the increasing opportunity costs refer to.
C) increases in the production of one good require larger and larger sacrifices of the other good.
D) increases in the production of one good make the production of that good easier.

Question Details
Accessibility : Keyboard Navigation
Test Bank : II
Difficulty : 02 Medium
AACSB : Knowledge Application
Bloom's : Apply
Learning Objective : 01-06 Apply production possibilities analysis.
Topic : Production Possibilities Model

328) If the opportunity cost of producing extra units of one good (expressed in terms of the amount of another good given up) remains constant, then the shape of the production possibilities curve is

328) _____

A) a straight horizontal line.
B) a straight downward-sloping line.
C) an upward-sloping line.
D) a vertical line.

Question Details
Accessibility : Keyboard Navigation
Test Bank : II
Difficulty : 03 Hard
AACSB : Knowledge Application
Bloom's : Apply
Learning Objective : 01-06 Apply production possibilities analysis.
Topic : Production Possibilities Model

Macroeconomics 22nd edition McConnell Test Bank

329) Which of the following statements is an explanation for the law of increasing opportunity costs?

329) _____

A) Many economic resources are better at producing one product rather than another.
B) The economy is employing all of its available resources.
C) In any economy, the state of technology is changing and resources are variable.
D) The economy is achieving productive efficiency by producing goods at the least cost.

Question Details
Accessibility : Keyboard Navigation
Test Bank : II
Difficulty : 02 Medium
AACSB : Knowledge Application
Bloom's : Apply
Learning Objective : 01-06 Apply production possibilities analysis.
Topic : Production Possibilities Model

330) If the production possibilities curve is a straight line, then

330) _____

A) the opportunity cost of producing one good is zero.
B) the law of increasing opportunity costs does not apply.
C) the society can produce more of both goods simultaneously.
D) the society is capable of producing only one of the goods and not the other.

Question Details
Accessibility : Keyboard Navigation
Test Bank : II
Difficulty : 03 Hard
AACSB : Knowledge Application
Bloom's : Apply
Learning Objective : 01-06 Apply production possibilities analysis.
Topic : Production Possibilities Model

Macroeconomics 22nd edition McConnell Test Bank

331) If economic resources are perfectly interchangeable between the two products shown on a production possibilities graph,

331) _____

A) the economy will always be at full employment.
B) more of one product can be produced without producing less of the other product.
C) the production possibilities curve would be a straight line.
D) the two products are of equal value to the economy.

Question Details
Accessibility : Keyboard Navigation
Test Bank : II
Difficulty : 03 Hard
AACSB : Knowledge Application
Bloom's : Apply
Learning Objective : 01-06 Apply production possibilities analysis.
Topic : Production Possibilities Model

332) The best output or the optimal production of the nation is

332) _____

A) a combination of products at the midpoint of the production possibilities curve.
B) a combination of products at either of the two endpoints of the production possibilities curve.
C) determined by equalizing the marginal benefits and marginal costs of each product.
D) the production combination where the opportunity costs are minimized.

Question Details
Accessibility : Keyboard Navigation
Test Bank : II
Difficulty : 02 Medium
AACSB : Knowledge Application
Bloom's : Apply
Learning Objective : 01-06 Apply production possibilities analysis.
Topic : Production Possibilities Model

Macroeconomics 22nd edition McConnell Test Bank

333) When a nation is under-allocating resources to the production of a good, then the

333) _____

A) marginal benefit is greater than the marginal cost of the good.
B) marginal benefit is less than the marginal cost of the good.
C) marginal cost of producing the good is decreasing.
D) marginal benefit of producing the good is increasing.

Question Details
Accessibility : Keyboard Navigation
Test Bank : II
Difficulty : 02 Medium
AACSB : Knowledge Application
Bloom's : Apply
Learning Objective : 01-06 Apply production possibilities analysis.
Topic : Production Possibilities Model

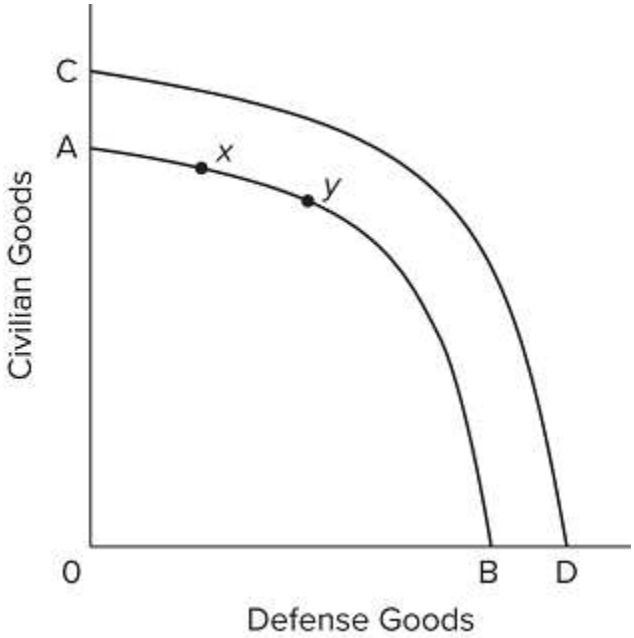

334)
Refer to the diagram. The direct economic impact of the destruction and loss of lives caused by the terrorist attacks of September 11, 2001, is illustrated by the

334) _____

Macroeconomics 22nd edition McConnell Test Bank

A) shift of the production possibilities curve from CD to AB.
B) shift of the production possibilities curve from AB to CD.
C) move from *x* to *y* on production possibilities curve AB.
D) move from *y* to *x* on production possibilities curve AB.

Question Details
Accessibility : Keyboard Navigation
Test Bank : I
Difficulty : 03 Hard
AACSB : Knowledge Application
Bloom's : Apply
Learning Objective : 01-06 Apply production possibilities analysis.
Topic : Production Possibilities Model

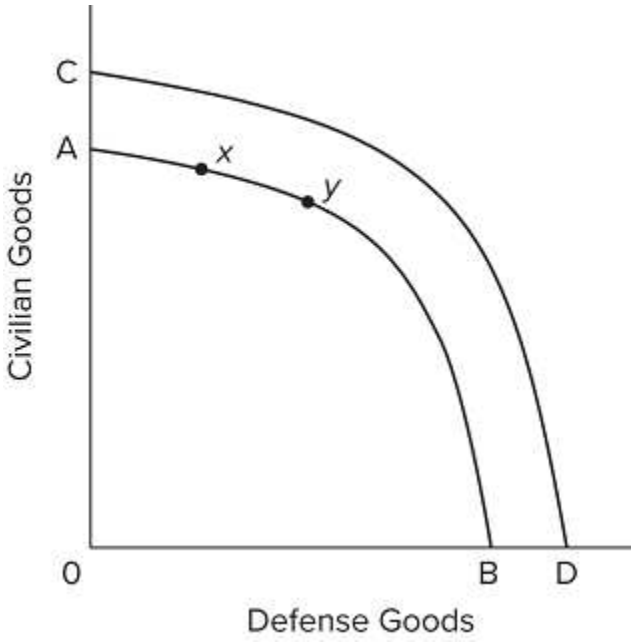

335)
Refer to the diagram. The U.S. response to the events of September 11, 2001, is illustrated by the

335) _____

Macroeconomics 22nd edition McConnell Test Bank

A) shift of the production possibilities curve from CD to AB.
B) shift of the production possibilities curve from AB to CD.
C) move from *x* to *y* on production possibilities curve AB.
D) move from *y* to *x* on production possibilities curve AB.

Question Details
Accessibility : Keyboard Navigation
Test Bank : I
Difficulty : 03 Hard
AACSB : Knowledge Application
Bloom's : Apply
Learning Objective : 01-06 Apply production possibilities analysis.
Topic : Production Possibilities Model

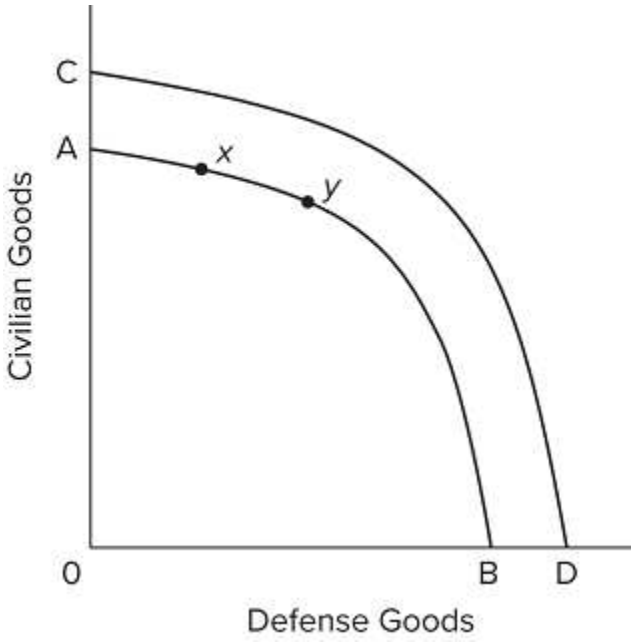

336)
Refer to the diagram. Suppose that point *y* represents the optimal combination of civilian goods and defense goods. We can conclude that at *y*, the marginal benefit of defense goods

336) _____

Macroeconomics 22nd edition McConnell Test Bank

A) exceeds the marginal cost of defense goods.
B) equals the marginal cost of defense goods.
C) is zero.
D) is negative.

Question Details
Accessibility : Keyboard Navigation
Test Bank : I
Difficulty : 03 Hard
AACSB : Knowledge Application
Bloom's : Apply
Learning Objective : 01-06 Apply production possibilities analysis.
Topic : Production Possibilities Model

337) In response to the terrorist attacks of September 11, 2001, the government decided to allocate more resources toward defense goods. The government's decision reflects their assessment that

337) _____

A) the marginal benefits of additional defense goods outweighed the marginal cost.
B) the marginal cost of additional defense goods outweighed the marginal benefit.
C) there cannot be too many defense goods.
D) civilian goods are not worth producing.

Question Details
Accessibility : Keyboard Navigation
Test Bank : I
Difficulty : 03 Hard
AACSB : Knowledge Application
Bloom's : Apply
Learning Objective : 01-06 Apply production possibilities analysis.
Topic : Production Possibilities Model

338) If the marginal benefit of a good is less than its marginal cost, then the nation should

338) _____

Macroeconomics 22nd edition McConnell Test Bank

A) produce more of that good.
B) Maintain the current level of production of that good.
C) reduce the marginal benefit of that good.
D) reduce the production of that good.

Question Details
Accessibility : Keyboard Navigation
Test Bank : II
Difficulty : 02 Medium
AACSB : Knowledge Application
Bloom's : Apply
Learning Objective : 01-06 Apply production possibilities analysis.
Topic : Production Possibilities Model

339) Suppose that a nation can only make two products: defense goods and civilian goods. In a graph of the marginal benefit (MB) and marginal cost (MC) of defense goods, a leftward shift of the MB curve will cause the optimal quantity of

339) _____

A) civilian goods to decrease.
B) both civilian goods and defense goods to decrease.
C) defense goods to decrease.
D) defense goods to increase.

Question Details
Accessibility : Keyboard Navigation
Test Bank : II
Difficulty : 03 Hard
AACSB : Knowledge Application
Bloom's : Apply
Learning Objective : 01-06 Apply production possibilities analysis.
Topic : Production Possibilities Model

340) Imagine an ideal scenario where world peace prevails and all nations are led by peace-minded leaders. In such a world, the

Macroeconomics 22nd edition McConnell Test Bank

340) _____

A) MB for defense goods would shift left.
B) MB for defense goods would shift right.
C) MC for defense goods would shift left.
D) MC for defense goods would shift right.

Question Details
Accessibility : Keyboard Navigation
Test Bank : II
Difficulty : 03 Hard
AACSB : Knowledge Application
Bloom's : Apply
Learning Objective : 01-06 Apply production possibilities analysis.
Topic : Production Possibilities Model

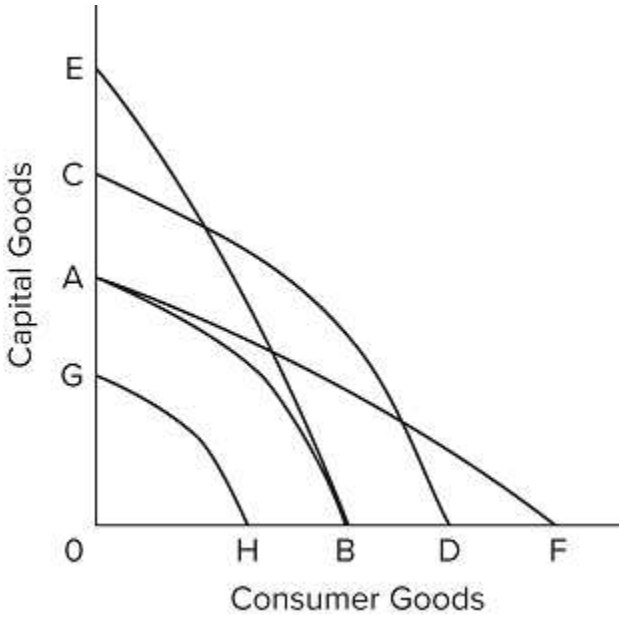

341)
Refer to the diagram. Technological advance in producing both capital goods and consumer goods is shown by the shift of the production possibilities curve from AB to

341) _____

Macroeconomics 22nd edition McConnell Test Bank

A) CD.
B) EB.
C) AF.
D) GH.

Question Details
AACSB : Reflective Thinking
Accessibility : Keyboard Navigation
Test Bank : I
Bloom's : Understand
Difficulty : 02 Medium
Learning Objective : 01-07 Explain how economic growth and international trade increase consumption p
Topic : Unemployment, Growth, and the Future

342)
Refer to the diagram. Technological advance that improves the ability to produce capital goods but not consumer goods is shown by the shift of the production possibilities curve from AB to
342) _____

A) CD.
B) BE.
C) AF.
D) GH.

Macroeconomics 22nd edition McConnell Test Bank

Question Details
AACSB : Reflective Thinking
Accessibility : Keyboard Navigation
Test Bank : I
Bloom's : Understand
Difficulty : 02 Medium
Learning Objective : 01-07 Explain how economic growth and international trade increase consumption p
Topic : Unemployment, Growth, and the Future

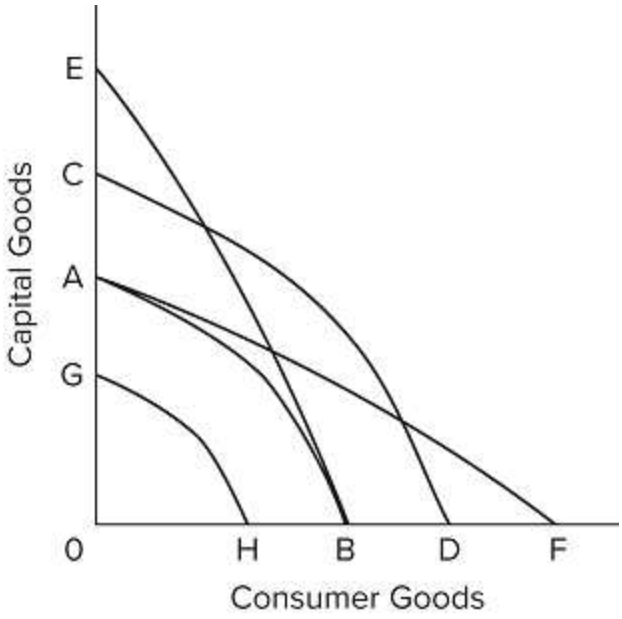

343)
Refer to the diagram. Technological advance that is useful in producing consumer goods but not in producing capital goods is shown by the shift of the production possibilities curve from AB to

343) _____

A) CD.
B) EB.
C) AF.
D) GH.

Macroeconomics 22nd edition McConnell Test Bank

Question Details
AACSB : Reflective Thinking
Accessibility : Keyboard Navigation
Test Bank : I
Bloom's : Understand
Difficulty : 02 Medium
Learning Objective : 01-07 Explain how economic growth and international trade increase consumption p
Topic : Unemployment, Growth, and the Future

344) The basic difference between consumer goods and capital goods is that

344) _____

A) consumer goods are produced in the private sector and capital goods are produced in the public sector.
B) an economy that commits a relatively large proportion of its resources to capital goods must accept a lower growth rate.
C) the production of capital goods is not subject to the law of increasing opportunity costs.
D) consumer goods satisfy wants directly, while capital goods satisfy wants indirectly.

Question Details
AACSB : Reflective Thinking
Accessibility : Keyboard Navigation
Test Bank : I
Bloom's : Understand
Difficulty : 02 Medium
Learning Objective : 01-07 Explain how economic growth and international trade increase consumption p
Topic : Unemployment, Growth, and the Future

345) Which of the following will shift the production possibilities curve to the right?

345) _____

Macroeconomics 22nd edition McConnell Test Bank

A) an increase in the unemployment rate from 6 to 8 percent
B) a decline in the efficiency with which the present labor force is allocated
C) a decrease in the unemployment rate from 8 to 6 percent
D) a technological advance that allows farmers to produce more output from given inputs

Question Details
AACSB : Reflective Thinking
Accessibility : Keyboard Navigation
Test Bank : I
Bloom's : Understand
Difficulty : 02 Medium
Learning Objective : 01-07 Explain how economic growth and international trade increase consumption p
Topic : Unemployment, Growth, and the Future

346) Other things equal, which of the following would shift an economy's production possibilities curve to the left?

346) _____

A) the discovery of a low-cost means of generating and storing solar energy
B) the entrance of more women into the labor force
C) a law requiring mandatory retirement from the labor force at age 55
D) an increase in the proportion of total output that consists of capital or investment goods

Question Details
AACSB : Reflective Thinking
Accessibility : Keyboard Navigation
Test Bank : I
Bloom's : Understand
Difficulty : 02 Medium
Learning Objective : 01-07 Explain how economic growth and international trade increase consumption p
Topic : Unemployment, Growth, and the Future

Macroeconomics 22nd edition McConnell Test Bank

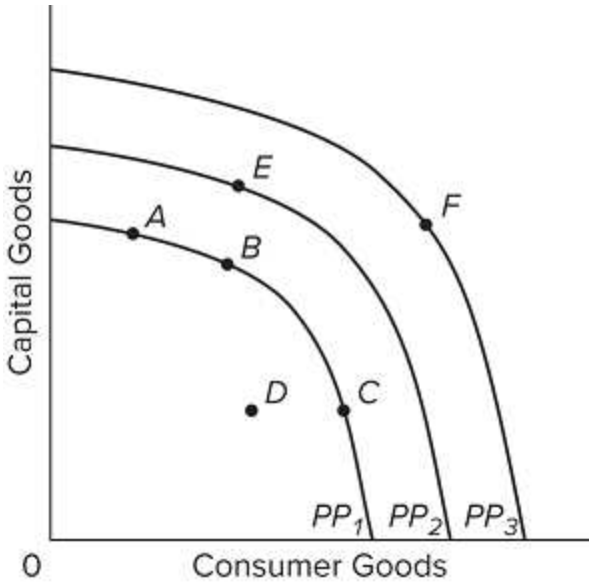

347) Refer to the diagram. The concave shape of each production possibilities curve indicates that

347) _____

A) resources are perfectly substitutable.
B) wants are virtually unlimited.
C) prices are constant.
D) resources are not equally suited for alternative uses.

Question Details
AACSB : Reflective Thinking
Accessibility : Keyboard Navigation
Test Bank : I
Bloom's : Understand
Difficulty : 02 Medium
Learning Objective : 01-07 Explain how economic growth and international trade increase consumption p
Topic : Unemployment, Growth, and the Future

Macroeconomics 22nd edition McConnell Test Bank

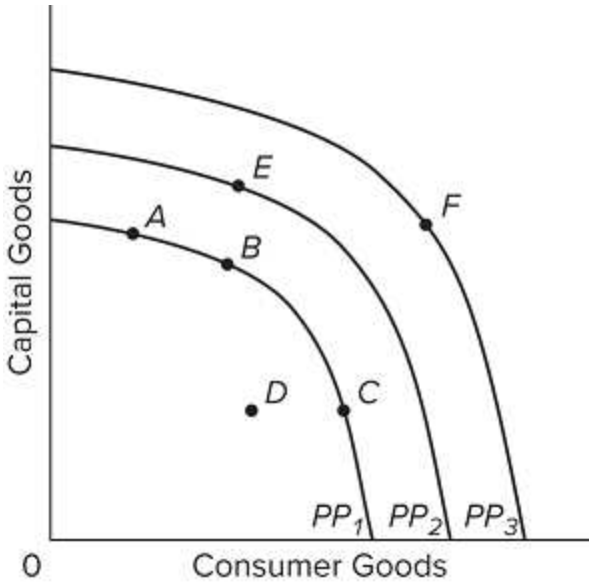

348) Refer to the diagram. The concept of opportunity cost is best represented by the

348) _____

A) shift of the production possibilities curve from *PP1* to PP_2.
B) move from B on PP_1 to E on PP_2.
C) move from B on PP_1 to C on PP_1.
D) move from D inside PP_1 to B on PP_1.

Question Details
AACSB : Reflective Thinking
Accessibility : Keyboard Navigation
Test Bank : I
Bloom's : Understand
Difficulty : 02 Medium
Learning Objective : 01-07 Explain how economic growth and international trade increase consumption p
Topic : Unemployment, Growth, and the Future

Macroeconomics 22nd edition McConnell Test Bank

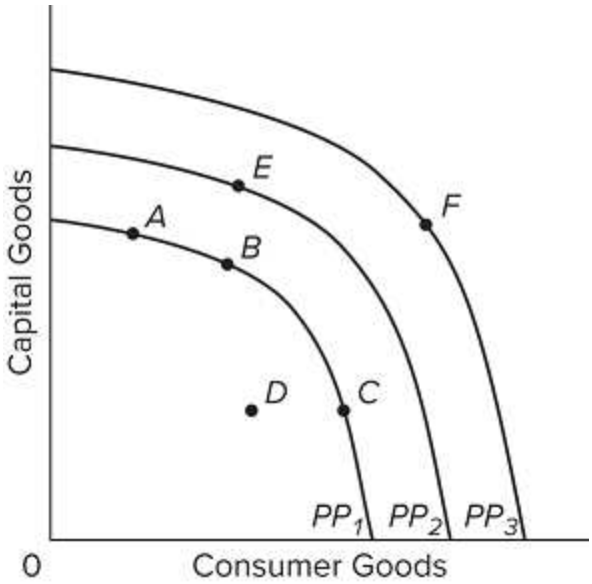

349)

Refer to the diagram. Other things equal, which of the following positions relative to PP_1 would be the most likely to result in a future production possibilities curve of PP_3 rather than PP_2?

349) _____

A) *A*
B) *B*
C) *C*
D) *D*

Question Details
AACSB : Reflective Thinking
Accessibility : Keyboard Navigation
Test Bank : I
Bloom's : Understand
Difficulty : 02 Medium
Learning Objective : 01-07 Explain how economic growth and international trade increase consumption p
Topic : Unemployment, Growth, and the Future

Macroeconomics 22nd edition McConnell Test Bank

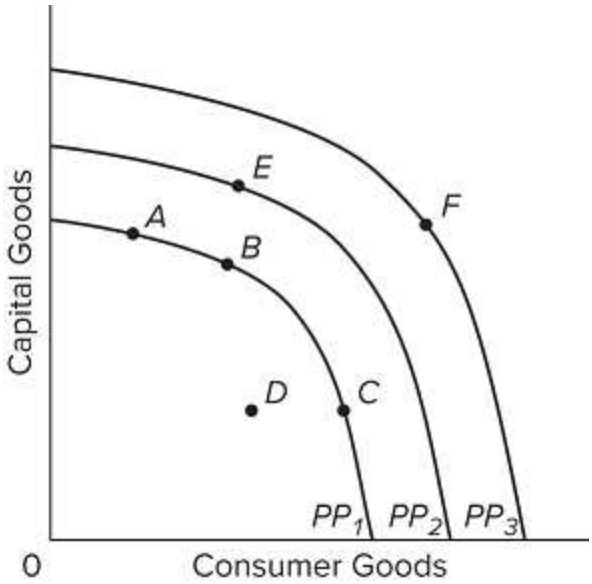

350) Refer to the diagram. An improvement in technology will

350) _____

A) shift the production possibilities curve from PP_1 to PP_2.
B) shift the production possibilities curve from *PP2* to PP_1.
C) move the economy from A to C along PP_1.
D) move the economy from *A*, *B*, or *C* on PP_1 to *D*.

Question Details
AACSB : Reflective Thinking
Accessibility : Keyboard Navigation
Test Bank : I
Bloom's : Understand
Difficulty : 02 Medium
Learning Objective : 01-07 Explain how economic growth and international trade increase consumption p
Topic : Unemployment, Growth, and the Future

Macroeconomics 22nd edition McConnell Test Bank

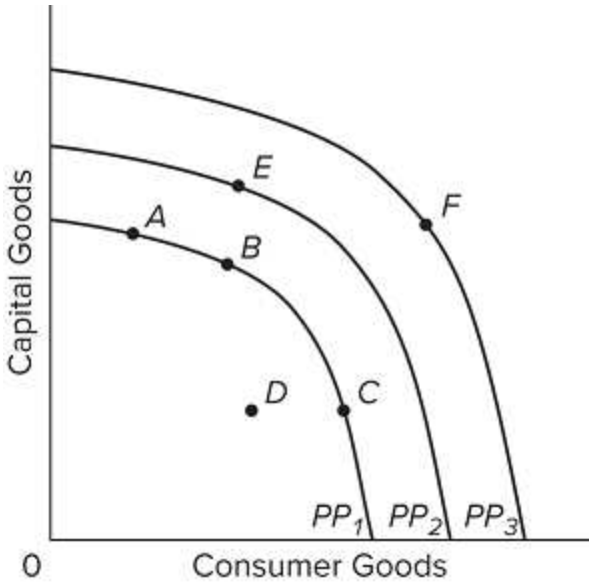

351) Refer to the diagram. Which one of the following would shift the production possibilities curve from PP_1 to PP_2?

351) _____

A) an outbreak of the Zika virus leading to an epidemic
B) immigration of skilled workers into the economy
C) an increase in consumer prices
D) a reduction in hourly wages

Question Details
AACSB : Reflective Thinking
Accessibility : Keyboard Navigation
Test Bank : I
Bloom's : Understand
Difficulty : 02 Medium
Learning Objective : 01-07 Explain how economic growth and international trade increase consumption p
Topic : Unemployment, Growth, and the Future

352) Which of the following statements, if any, is correct for a nation that is producing only consumer and capital goods?

352) _____

Macroeconomics 22nd edition McConnell Test Bank

A) Other things equal, the more consumer goods a nation produces, the greater will be its future growth rate.
B) Other things equal, the more capital goods a nation produces, the greater will be its future growth rate.
C) There is no general relationship between the current division of output between consumer and capital goods and the future growth rate.
D) None of these statements are correct.

Question Details
AACSB : Reflective Thinking
Accessibility : Keyboard Navigation
Test Bank : I
Bloom's : Understand
Difficulty : 02 Medium
Learning Objective : 01-07 Explain how economic growth and international trade increase consumption p
Topic : Unemployment, Growth, and the Future

353) All of the following could immediately or eventually lead to an inward shift of a nation's production possibilities curve, *except*

353) _____

A) emigration of skilled workers to other nations.
B) a decline in the birthrate.
C) an increase in the average skill level of all occupational groups.
D) depletion and reduced availability of major energy resources.

Question Details
AACSB : Reflective Thinking
Accessibility : Keyboard Navigation
Test Bank : I
Bloom's : Understand
Difficulty : 02 Medium
Learning Objective : 01-07 Explain how economic growth and international trade increase consumption p
Topic : Unemployment, Growth, and the Future

354) A nation's production possibilities curve might shift to the left (inward) as a result of

Macroeconomics 22nd edition McConnell Test Bank

354) _____

A) technological advance.
B) increases in the size of the labor force.
C) the depletion of its soil fertility due to overplanting and overgrazing.
D) investing in more capital goods.

Question Details
AACSB : Reflective Thinking
Accessibility : Keyboard Navigation
Test Bank : I
Bloom's : Understand
Difficulty : 02 Medium
Learning Objective : 01-07 Explain how economic growth and international trade increase consumption p
Topic : Unemployment, Growth, and the Future

355) Which of the following will enable a nation to obtain a combination of consumer goods and capital goods outside its production possibilities curve?

355) _____

A) full employment
B) international specialization and trade
C) full production
D) productive efficiency

Question Details
AACSB : Reflective Thinking
Accessibility : Keyboard Navigation
Test Bank : I
Bloom's : Understand
Difficulty : 02 Medium
Learning Objective : 01-07 Explain how economic growth and international trade increase consumption p
Topic : Unemployment, Growth, and the Future

Macroeconomics 22nd edition McConnell Test Bank

356) Suppose that Scoobania, which has full employment, can obtain 1 unit of capital goods by sacrificing 2 units of consumer goods domestically but can obtain 1 unit of capital goods from another country by trading 1 unit of consumer goods for it. This reality illustrates

356) _____

A) a rightward (outward) shift of the production possibilities curve.
B) increasing opportunity costs.
C) achieving points beyond the production possibilities curve through international specialization and trade.
D) productive efficiency.

Question Details
AACSB : Reflective Thinking
Accessibility : Keyboard Navigation
Test Bank : I
Bloom's : Understand
Difficulty : 02 Medium
Learning Objective : 01-07 Explain how economic growth and international trade increase consumption p
Topic : Unemployment, Growth, and the Future

357) Through specialization and international trade, a nation

357) _____

A) can attain some combination of goods lying outside its production possibilities curve.
B) can move from a high consumption-low investment to a high investment-low consumption point on its production possibilities curve.
C) will only attain some combination of goods lying within its production possibilities curve.
D) will cause its production possibilities curve to shift leftward.

Macroeconomics 22nd edition McConnell Test Bank

Question Details
AACSB : Reflective Thinking
Accessibility : Keyboard Navigation
Test Bank : I
Bloom's : Understand
Difficulty : 02 Medium
Learning Objective : 01-07 Explain how economic growth and international trade increase consumption p
Topic : Unemployment, Growth, and the Future

358) Some agricultural sub-Saharan nations of Africa have overfarmed and overgrazed their land to the extent that significant portions of it have turned into desert. This suggests that

358) _____

A) the production possibilities curves of such nations are more bowed out from the origin.
B) the production possibilities curves of such nations have shifted inward.
C) the production possibilities curves of such nations have shifted outward.
D) these nations are operating at some point outside of their production possibilities curves.

Question Details
AACSB : Reflective Thinking
Accessibility : Keyboard Navigation
Test Bank : I
Bloom's : Understand
Difficulty : 02 Medium
Learning Objective : 01-07 Explain how economic growth and international trade increase consumption p
Topic : Unemployment, Growth, and the Future

359) If all discrimination in the United States were eliminated, the economy would

359) _____

Macroeconomics 22nd edition McConnell Test Bank

A) have a less concave production possibilities curve.
B) produce at some point closer to its production possibilities curve.
C) be able to produce at some point outside of its production possibilities curve.
D) produce more consumer goods and fewer investment goods.

Question Details
AACSB : Reflective Thinking
Accessibility : Keyboard Navigation
Test Bank : I
Bloom's : Understand
Difficulty : 02 Medium
Learning Objective : 01-07 Explain how economic growth and international trade increase consumption p
Topic : Unemployment, Growth, and the Future

360) A country can achieve some combination of goods outside its production possibilities curve by

360) _____

A) idling some of its resources.
B) specializing and engaging in international trade.
C) buying the debt (bonds and stocks) of foreign nations.
D) producing more capital goods and fewer consumer goods.

Question Details
AACSB : Reflective Thinking
Accessibility : Keyboard Navigation
Test Bank : I
Bloom's : Understand
Difficulty : 02 Medium
Learning Objective : 01-07 Explain how economic growth and international trade increase consumption p
Topic : Unemployment, Growth, and the Future

361) In recent years the economy of Japan has grown, despite the fact that the population of Japan has declined. Which of the following would best explain Japan's economic growth despite having a smaller population?

Macroeconomics 22nd edition McConnell Test Bank

361) _____

A) immigration of new workers into Japan
B) advancements in technology that make labor more productive
C) reduced employment of capital because fewer workers are available to use it
D) greater consumption of goods imported from other countries

Question Details
AACSB : Reflective Thinking
Accessibility : Keyboard Navigation
Test Bank : I
Bloom's : Understand
Difficulty : 02 Medium
Learning Objective : 01-07 Explain how economic growth and international trade increase consumption p
Topic : Unemployment, Growth, and the Future

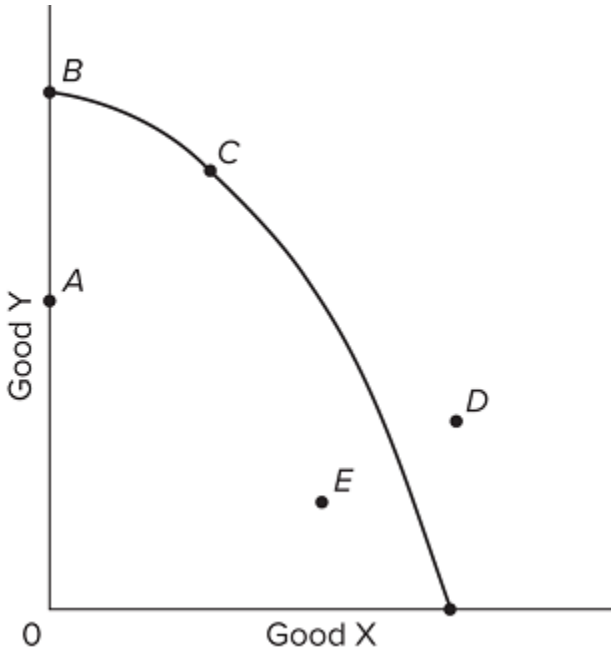

362)
The graph provided shows the production possibilities curve for an economy producing two goods, X and Y. Which of the points on the graph indicate(s) unemployed resources?

362) _____

Macroeconomics 22nd edition McConnell Test Bank

A) *D* only
B) *E* and *A* only
C) *B* and *A* only
D) *B* and *C* only

Question Details
AACSB : Reflective Thinking
Accessibility : Keyboard Navigation
Test Bank : II
Bloom's : Understand
Difficulty : 02 Medium
Learning Objective : 01-07 Explain how economic growth and international trade increase consumption p
Topic : Unemployment, Growth, and the Future

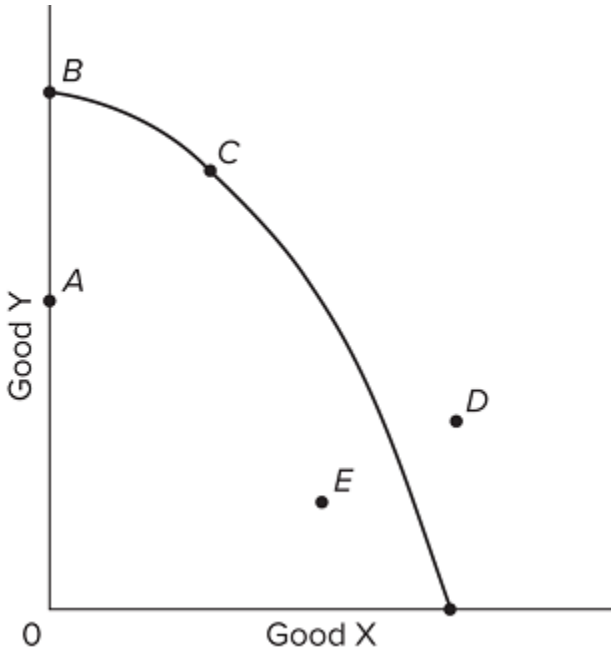

363) The graph provided shows the production possibilities curve for an economy producing two goods, X and Y. All of the following may allow the economy to produce combination D in the future, *except*

363) _____

Macroeconomics 22nd edition McConnell Test Bank

A) lower unemployment.
B) increasing labor supply.
C) economic growth.
D) technological advances.

Question Details
AACSB : Reflective Thinking
Accessibility : Keyboard Navigation
Test Bank : II
Bloom's : Understand
Difficulty : 02 Medium
Learning Objective : 01-07 Explain how economic growth and international trade increase consumption p
Topic : Unemployment, Growth, and the Future

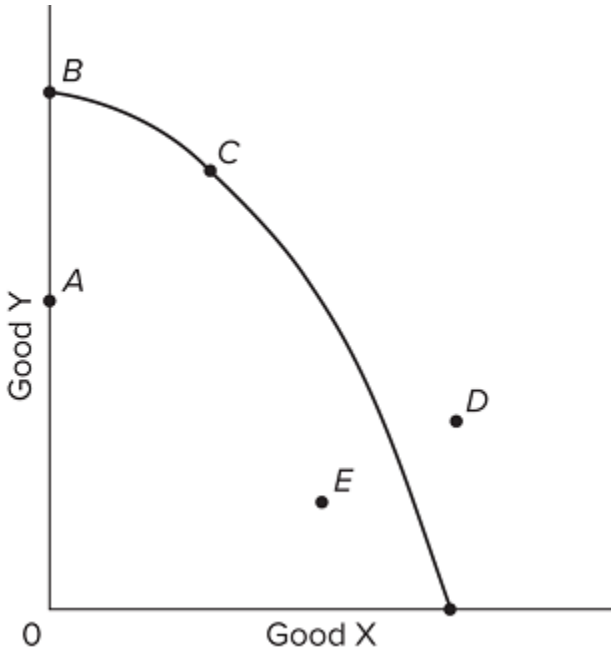

364) Refer to the provided graph. Which of the following movements would indicate economic growth?

364) _____

Macroeconomics 22nd edition McConnell Test Bank

A) from point A to point C
B) from point B to point C
C) from point A to point E
D) from point C to point D

Question Details
AACSB : Reflective Thinking
Accessibility : Keyboard Navigation
Test Bank : II
Bloom's : Understand
Difficulty : 02 Medium
Learning Objective : 01-07 Explain how economic growth and international trade increase consumption p
Topic : Unemployment, Growth, and the Future

365) If a nation is operating at a point inside the production possibilities curve, it indicates that the nation could

365) _____

A) increase its production of both goods X and Y simultaneously.
B) increase its production of one good, but only at the expense of reducing the other good.
C) not produce any more of one of the goods X or Y.
D) not employ any more resources, because all resources are now employed.

Question Details
AACSB : Reflective Thinking
Accessibility : Keyboard Navigation
Test Bank : II
Bloom's : Understand
Difficulty : 02 Medium
Learning Objective : 01-07 Explain how economic growth and international trade increase consumption p
Topic : Unemployment, Growth, and the Future

366) Consider an economy that is producing inside its production possibilities curve. This economy could move closer toward its production possibilities curve by

Macroeconomics 22nd edition McConnell Test Bank

366) _____

A) distributing incomes more equally.
B) employing more of its available resources.
C) increasing the levels of wages and prices.
D) acquiring additional resources.

Question Details
AACSB : Reflective Thinking
Accessibility : Keyboard Navigation
Test Bank : II
Bloom's : Understand
Difficulty : 02 Medium
Learning Objective : 01-07 Explain how economic growth and international trade increase consumption p
Topic : Unemployment, Growth, and the Future

367) A reduction in the level of unemployment would have which effect with respect to the nation's production possibilities curve?

367) _____

A) It would shift the curve to the right.
B) It would shift the curve to the left.
C) It would not shift the curve; it would be represented by a movement from a point inside the curve toward a point on the curve.
D) It would not shift the curve; it would be represented by a movement from a point on the curve to a point outside the curve.

Question Details
AACSB : Reflective Thinking
Accessibility : Keyboard Navigation
Test Bank : II
Bloom's : Understand
Difficulty : 02 Medium
Learning Objective : 01-07 Explain how economic growth and international trade increase consumption p
Topic : Unemployment, Growth, and the Future

Macroeconomics 22nd edition McConnell Test Bank

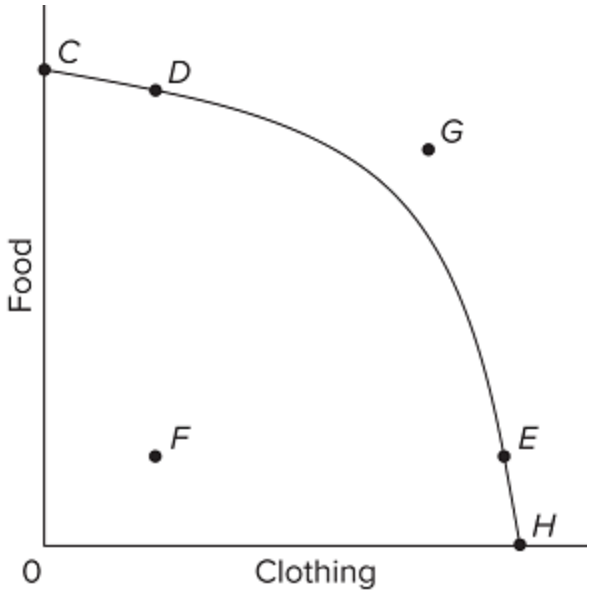

368) Refer to the provided graph. Which of the following movements would indicate a reduction in unemployment and an increase in capacity utilization?

368) _____

A) from point C to point D
B) from point F to point H.
C) from point E to point D.
D) from point D to point G.

Question Details
AACSB : Reflective Thinking
Accessibility : Keyboard Navigation
Test Bank : II
Bloom's : Understand
Difficulty : 02 Medium
Learning Objective : 01-07 Explain how economic growth and international trade increase consumption p
Topic : Unemployment, Growth, and the Future

Macroeconomics 22nd edition McConnell Test Bank

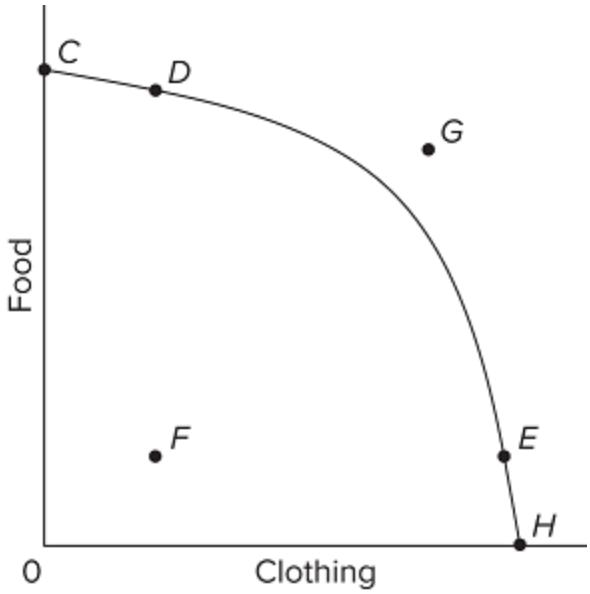

369)

Refer to the provided graph. Which of the following statements about combination G is true?

369) _____

A) The nation cannot produce combination G even if the nation gets additional resources.

B) The nation can currently produce combination G, but not if the nation specializes and trades with another nation.

C) The nation may not be able to produce combination G, but it can consume that combination if it specializes and trades with other nations.

D) The nation would much prefer to be at combination F than at combination G.

Question Details
AACSB : Reflective Thinking
Accessibility : Keyboard Navigation
Test Bank : II
Bloom's : Understand
Difficulty : 02 Medium
Learning Objective : 01-07 Explain how economic growth and international trade increase consumption p
Topic : Unemployment, Growth, and the Future

Macroeconomics 22nd edition McConnell Test Bank

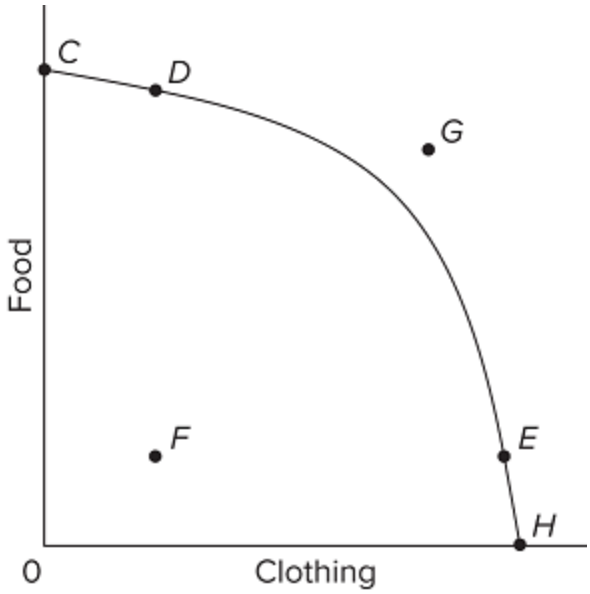

370) Which point or output-combination in the provided graph could the nation produce only if it experienced economic growth?

370) _____

A) combination F
B) combination G
C) combination C
D) combination E

Question Details
AACSB : Reflective Thinking
Accessibility : Keyboard Navigation
Test Bank : II
Bloom's : Understand
Difficulty : 02 Medium
Learning Objective : 01-07 Explain how economic growth and international trade increase consumption p
Topic : Unemployment, Growth, and the Future

371) Economic growth may be represented by

371) _____

Macroeconomics 22nd edition McConnell Test Bank

A) a movement from one end of the production possibilities curve to the other.
B) an upward-sloping production possibilities curve.
C) a movement from a point inside to a point on the production possibilities curve.
D) a rightward shift of the production possibilities curve.

Question Details
AACSB : Reflective Thinking
Accessibility : Keyboard Navigation
Test Bank : II
Bloom's : Understand
Difficulty : 02 Medium
Learning Objective : 01-07 Explain how economic growth and international trade increase consumption p
Topic : Unemployment, Growth, and the Future

372) Economic growth is a result of

372) _____

A) a reduction in the unemployment rate.
B) an increase in the opportunity costs of production.
C) a decrease in the demand for resources.
D) an increase in the supply of resources.

Question Details
AACSB : Reflective Thinking
Accessibility : Keyboard Navigation
Test Bank : II
Bloom's : Understand
Difficulty : 02 Medium
Learning Objective : 01-07 Explain how economic growth and international trade increase consumption p
Topic : Unemployment, Growth, and the Future

373) A nation that devotes more of its resources to the production of capital goods rather than consumer goods is likely to

373) _____

Macroeconomics 22nd edition McConnell Test Bank

A) cause its production possibilities curve to shift outward.
B) cause its production possibilities curve to shift inward.
C) increase the slope of its production possibilities curve.
D) decrease the slope of its production possibilities curve.

Question Details
AACSB : Reflective Thinking
Accessibility : Keyboard Navigation
Test Bank : II
Bloom's : Understand
Difficulty : 02 Medium
Learning Objective : 01-07 Explain how economic growth and international trade increase consumption p
Topic : Unemployment, Growth, and the Future

374) Which of the following statements is *not* correct?

374) _____

A) An increase in a nation's labor supply will cause its potential output to increase.
B) Economic growth can be illustrated by an expansion of a nation's production possibilities curve.
C) An increase in the quantity of a nation's resources will cause economic growth, but an increase in the quality of resources will not.
D) New technologies or new ways of producing output can cause a nation's production possibilities curve to shift outward.

Question Details
AACSB : Reflective Thinking
Accessibility : Keyboard Navigation
Test Bank : II
Bloom's : Understand
Difficulty : 02 Medium
Learning Objective : 01-07 Explain how economic growth and international trade increase consumption p
Topic : Unemployment, Growth, and the Future

Macroeconomics 22nd edition McConnell Test Bank

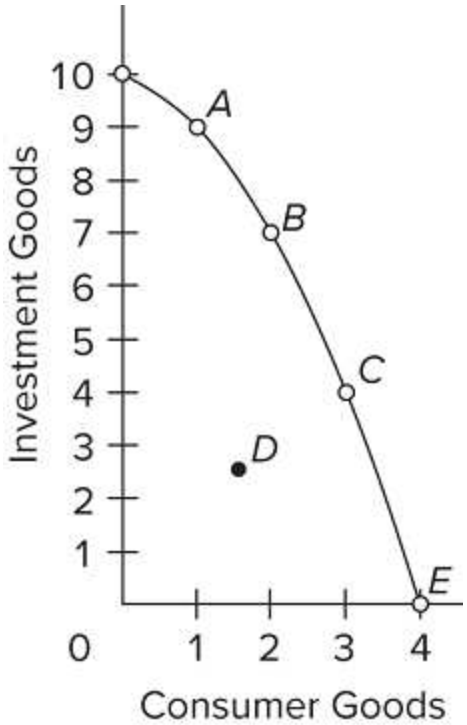

375)

Refer to the provided graph. Which point in the graph would allow a simultaneous increase in the production of both investment and consumer goods?

375) _____

A) A
B) B
C) C
D) D

Question Details
AACSB : Reflective Thinking
Accessibility : Keyboard Navigation
Test Bank : II
Bloom's : Understand
Difficulty : 02 Medium
Learning Objective : 01-07 Explain how economic growth and international trade increase consumption p
Topic : Unemployment, Growth, and the Future

Macroeconomics 22nd edition McConnell Test Bank

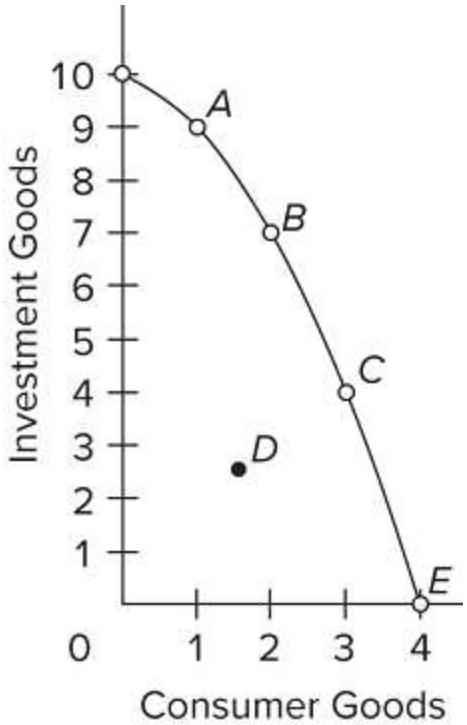

376)

Refer to the provided graph. The selection of which point on the production possibilities curve is most likely to result in the fastest rate of economic growth over time?

376) _____

A) A
B) B
C) C
D) D

Question Details
AACSB : Reflective Thinking
Accessibility : Keyboard Navigation
Test Bank : II
Bloom's : Understand
Difficulty : 02 Medium
Learning Objective : 01-07 Explain how economic growth and international trade increase consumption p
Topic : Unemployment, Growth, and the Future

Macroeconomics 22nd edition McConnell Test Bank

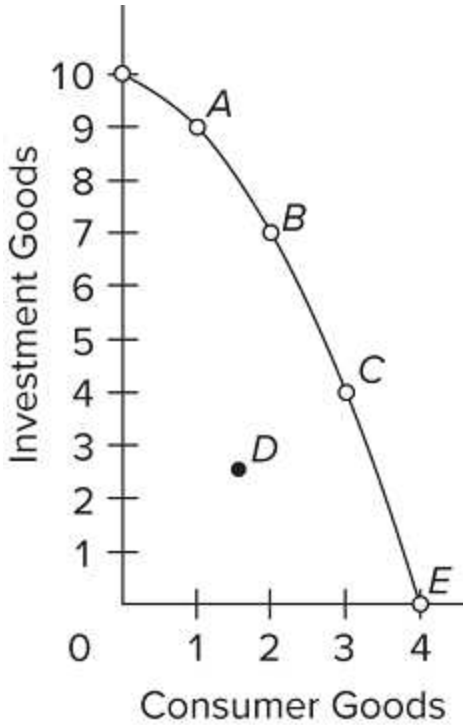

377)

Refer to the provided graph. All of the following developments would allow a movement from point C to a point outside the production possibilities curve, *except*

377) _____

A) an increase in the supply of resource.
B) an improvement in the quality of resources.
C) a reduction in unemployment of resources.
D) a technological advance.

Question Details
AACSB : Reflective Thinking
Accessibility : Keyboard Navigation
Test Bank : II
Bloom's : Understand
Difficulty : 02 Medium
Learning Objective : 01-07 Explain how economic growth and international trade increase consumption p
Topic : Unemployment, Growth, and the Future

Macroeconomics 22nd edition McConnell Test Bank

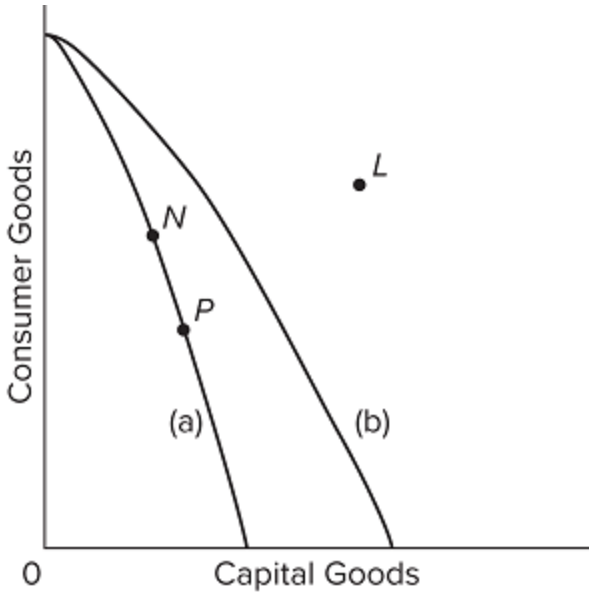

378) Refer to the provided production possibilities curves. Curve (a) is the current curve for the economy. Focusing on curve (a), point *N* suggests that the economy currently produces

378) _____

A) more goods for the future than at point P.
B) fewer goods for the future than at point P.
C) fewer goods for the present than at point P.
D) a combination of output that is less than its potential.

Question Details
AACSB : Reflective Thinking
Accessibility : Keyboard Navigation
Test Bank : II
Bloom's : Understand
Difficulty : 02 Medium
Learning Objective : 01-07 Explain how economic growth and international trade increase consumption p
Topic : Unemployment, Growth, and the Future

Macroeconomics 22nd edition McConnell Test Bank

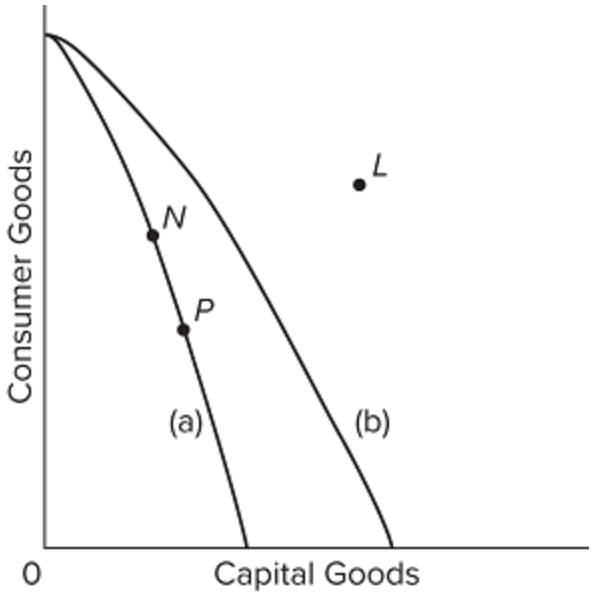

379) Refer to the provided production possibilities curves. Curve (a) is the initial curve for the economy, and the nation is initially producing combination P. A shift from curve (a) to curve (b) suggests that the economy can then increase its production of capital goods

379) _____

A) only if it reduces its production of consumer goods.
B) so as to produce the combination L.
C) and consumer goods simultaneously.
D) but will have to hold constant its production of consumer goods.

Question Details
AACSB : Reflective Thinking
Accessibility : Keyboard Navigation
Test Bank : II
Bloom's : Understand
Difficulty : 02 Medium
Learning Objective : 01-07 Explain how economic growth and international trade increase consumption p
Topic : Unemployment, Growth, and the Future

Macroeconomics 22nd edition McConnell Test Bank

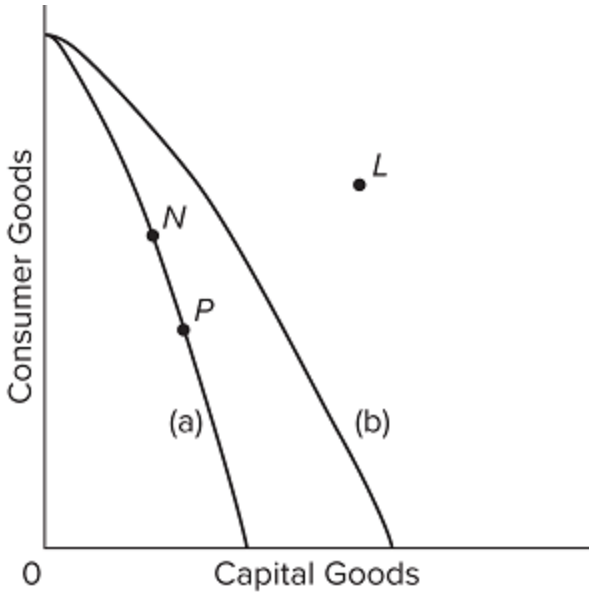

380) Refer to the provided production possibilities curves. Curve (a) is the initial curve for the economy. If the economy's production possibilities then shift to curve (b), then

380) _____

A) point *N* would still indicate a case of full production and full employment of resources.

B) point *P* would still indicate a case of full production and full employment of resources.

C) point *N* would indicate some unemployment of resources or idle production capacity.

D) point *L* would indicate some unemployment of resources or idle production capacity.

Question Details
AACSB : Reflective Thinking
Accessibility : Keyboard Navigation
Test Bank : II
Bloom's : Understand
Difficulty : 02 Medium
Learning Objective : 01-07 Explain how economic growth and international trade increase consumption p
Topic : Unemployment, Growth, and the Future

Macroeconomics 22nd edition McConnell Test Bank

381) Suppose there are two economies, Alpha and Beta, which have the same production possibilities curves. If Beta devotes more resources to produce capital goods than consumer goods as compared to Alpha, then in the future

381) _____

A) Alpha will experience greater economic growth than Beta.
B) Beta will experience greater economic growth than Alpha.
C) Alpha will not be able to achieve full employment or productive efficiency.
D) Beta will not be able to achieve full employment or productive efficiency.

Question Details
AACSB : Reflective Thinking
Accessibility : Keyboard Navigation
Test Bank : II
Bloom's : Understand
Difficulty : 02 Medium
Learning Objective : 01-07 Explain how economic growth and international trade increase consumption p
Topic : Unemployment, Growth, and the Future

382) Cuba is a command economy that suffered a decline in economic growth because of a cut in the aid provided by the former Soviet Union when the latter collapsed. As a consequence, Cuba

382) _____

A) experienced an outward shift of its production possibilities curve.
B) experienced an inward shift of its production possibilities curve.
C) moved from one point to another along its existing production possibilities curve.
D) went to a point inside its production possibilities curve.

Question Details
AACSB : Reflective Thinking
Accessibility : Keyboard Navigation
Test Bank : II
Bloom's : Understand
Difficulty : 02 Medium
Learning Objective : 01-07 Explain how economic growth and international trade increase consumption p
Topic : Unemployment, Growth, and the Future

Macroeconomics 22nd edition McConnell Test Bank

383) Which situation would most likely cause a nation's production possibilities curve to shift inward?

383) _____

A) an increase in unemployment
B) an increase in the amount of imports
C) an increase in the number of skilled immigrant workers
D) the destruction caused by bombing and warfare in a losing military conflict

Question Details
AACSB : Reflective Thinking
Accessibility : Keyboard Navigation
Test Bank : II
Bloom's : Understand
Difficulty : 02 Medium
Learning Objective : 01-07 Explain how economic growth and international trade increase consumption p
Topic : Unemployment, Growth, and the Future

384) A nation can increase its production possibilities by

384) _____

A) shifting resources to produce more consumer goods and less investment goods.
B) shifting resources from private goods to public goods.
C) improving labor productivity.
D) eliminating unemployment.

Question Details
AACSB : Reflective Thinking
Accessibility : Keyboard Navigation
Test Bank : II
Bloom's : Understand
Difficulty : 02 Medium
Learning Objective : 01-07 Explain how economic growth and international trade increase consumption p
Topic : Unemployment, Growth, and the Future

Macroeconomics 22nd edition McConnell Test Bank

385) A society can consume a combination of goods outside its production possibilities if there is

385) _____

A) lower unemployment and increased capacity utilization.
B) specialization in production and International trade.
C) a change in consumers' tastes or preference for one good over another.
D) a change in prices of the two products.

Question Details
AACSB : Reflective Thinking
Accessibility : Keyboard Navigation
Test Bank : II
Bloom's : Understand
Difficulty : 02 Medium
Learning Objective : 01-07 Explain how economic growth and international trade increase consumption p
Topic : Unemployment, Growth, and the Future

386) Specialization and international trade allow a nation to

386) _____

A) produce a combination of goods that is beyond (or outside) its production possibilities.
B) consume a combination of goods that is beyond (or outside) its production possibilities.
C) have an upward-sloping production possibilities curve.
D) consume a lot of goods without having to produce any output.

Macroeconomics 22nd edition McConnell Test Bank

Question Details
AACSB : Reflective Thinking
Accessibility : Keyboard Navigation
Test Bank : II
Bloom's : Understand
Difficulty : 02 Medium
Learning Objective : 01-07 Explain how economic growth and international trade increase consumption p
Topic : Unemployment, Growth, and the Future

387) (Consider This) "Free" products offered by firms

387) _____

A) may or may not be free to society but are never free to individuals receiving them.
B) may or may not be free to individuals receiving them but are never free to society.
C) are produced and distributed at no cost to society.
D) are usually items nobody wants.

Question Details
AACSB : Reflective Thinking
Accessibility : Keyboard Navigation
Bloom's : Remember
Difficulty : 01 Easy
Learning Objective : 01-01 Define economics and the features of the economic perspective.
Test Bank : I
Topic : The Economic Perspective

388) (Consider This) The assertion that Facebook is "free"

388) _____

A) accurately indicates that Facebook has overcome scarcity in the provision of social media platforms.
B) means Facebook faces no production costs.
C) may be true for its users, but only because someone else is covering the costs.
D) depends on the fact that Facebook provides a service rather than a manufactured good.

Macroeconomics 22nd edition McConnell Test Bank

Question Details
AACSB : Reflective Thinking
Accessibility : Keyboard Navigation
Bloom's : Remember
Difficulty : 01 Easy
Learning Objective : 01-01 Define economics and the features of the economic perspective.
Test Bank : I
Topic : The Economic Perspective

389) (Consider This) A direct cost of going to college is

389) _____

A) tuition, while an indirect cost (opportunity cost) is books and other supplies.
B) forgone income while in college, while an indirect cost (opportunity cost) is tuition.
C) tuition, while an indirect cost (opportunity cost) is forgone income while in college.
D) books and supplies, while an indirect cost (opportunity cost) is food and housing.

Question Details
AACSB : Reflective Thinking
Accessibility : Keyboard Navigation
Bloom's : Remember
Difficulty : 01 Easy
Learning Objective : 01-01 Define economics and the features of the economic perspective.
Test Bank : I
Topic : The Economic Perspective

390) (Consider This) An exception to the advice "go to college, stay in college, and earn a degree" occurs when

390) _____

A) tuition expenses are high and rising.
B) the opportunity cost of attending college is extraordinarily high.
C) the price of textbooks is high and rising.
D) the economy is growing rapidly and jobs are plentiful.

Macroeconomics 22nd edition McConnell Test Bank

Question Details
AACSB : Reflective Thinking
Accessibility : Keyboard Navigation
Bloom's : Remember
Difficulty : 01 Easy
Learning Objective : 01-01 Define economics and the features of the economic perspective.
Test Bank : I
Topic : The Economic Perspective

391) (Consider This) What is the best economic explanation for why a person would drop out of college in order to start a business?

391) _____

A) The person has a good idea for starting a business.
B) The person has to pay a higher tuition to attend college.
C) The expected future benefits from starting a business now are greater than the costs.
D) The opportunity cost of starting a business is high now but will be low later in life.

Question Details
AACSB : Reflective Thinking
Accessibility : Keyboard Navigation
Bloom's : Remember
Difficulty : 01 Easy
Learning Objective : 01-01 Define economics and the features of the economic perspective.
Topic : The Economic Perspective
Test Bank : II

392) (Consider This) What is a major opportunity cost of going to college on a full-time basis?

392) _____

A) the cost of transportation to college instead of to a job
B) the cost of living expenses (room and board) to attend college
C) the forgone income that would have been earned working in a full-time job
D) the greater income that will be earned from having a college degree

Macroeconomics 22nd edition McConnell Test Bank

Question Details
AACSB : Reflective Thinking
Accessibility : Keyboard Navigation
Bloom's : Remember
Difficulty : 01 Easy
Learning Objective : 01-01 Define economics and the features of the economic perspective.
Topic : The Economic Perspective
Test Bank : II

393) (Last Word) When Starbucks considers setting up a new location

393) _____

A) both the marginal benefits and marginal costs of the new location are largely unknown.
B) it knows the marginal benefits of the new location better than the marginal costs.
C) it knows the marginal costs of the new location better than the marginal benefits.
D) it ignores marginal benefit-marginal cost analysis because the Starbucks franchise is a well-established global success.

Question Details
AACSB : Reflective Thinking
Accessibility : Keyboard Navigation
Learning Objective : 01-01 Define economics and the features of the economic perspective.
Test Bank : I
Topic : The Economic Perspective
Bloom's : Understand
Difficulty : 02 Medium

394) (Last Word) When faced with multiple options for a new location, Starbucks first chooses the ones for which

394) _____

Macroeconomics 22nd edition McConnell Test Bank

A) marginal benefit exceeds marginal cost by the greatest amount.
B) marginal benefit and marginal cost are closest to being equal.
C) the setup costs are minimized.
D) there are no currently existing coffee shops.

Question Details
AACSB : Reflective Thinking
Accessibility : Keyboard Navigation
Learning Objective : 01-01 Define economics and the features of the economic perspective.
Test Bank : I
Topic : The Economic Perspective
Bloom's : Understand
Difficulty : 02 Medium

395) (Last Word) Starbucks should continue to add stores in a city

395) _____

A) until all remaining competing coffee stores have left the market.
B) as long as the gap between marginal benefits and marginal costs is growing.
C) as long as the marginal benefit of opening a new location does not fall below the marginal cost.
D) as long as the marginal cost of opening a new location does not fall below the marginal benefit.

Question Details
AACSB : Reflective Thinking
Accessibility : Keyboard Navigation
Learning Objective : 01-01 Define economics and the features of the economic perspective.
Test Bank : I
Topic : The Economic Perspective
Bloom's : Understand
Difficulty : 02 Medium

396) (Last Word) Assuming a fixed amount of menu space, Starbucks should

396) _____

Macroeconomics 22nd edition McConnell Test Bank

A) not risk losing profitable menu items by adding new ones.
B) always choose to add first those items that generate the most revenue.
C) always add a new item if it would be profitable, even if it means bumping an existing profitable item.
D) only offer a new menu item if it replaces one for which the gap between MB and MC is smaller.

Question Details
AACSB : Reflective Thinking
Accessibility : Keyboard Navigation
Learning Objective : 01-01 Define economics and the features of the economic perspective.
Test Bank : I
Topic : The Economic Perspective
Bloom's : Understand
Difficulty : 02 Medium

397) If we say that two variables are directly related, this means that

397) _____

A) the relationship between the two is purely random.
B) an increase in one variable is associated with a decrease in the other variable.
C) an increase in one variable is associated with an increase in the other variable.
D) the two graph as a downsloping line.

Question Details
AACSB : Reflective Thinking
Accessibility : Keyboard Navigation
Test Bank : I
Bloom's : Understand
Difficulty : 02 Medium
Learning Objective : 01-08 (Appendix) Understand graphs, curves, and slopes as they relate to economi
Topic : Appendix: Graphs and Their Meaning

398) If we say that two variables are inversely related, this means that

398) _____

Macroeconomics 22nd edition McConnell Test Bank

A) the two graph as an upsloping line.
B) an increase in one variable is associated with a decrease in the other.
C) an increase in one variable is associated with an increase in the other.
D) the resulting relationship can be portrayed by a straight line parallel to the horizontal axis.

Question Details
AACSB : Reflective Thinking
Accessibility : Keyboard Navigation
Test Bank : I
Bloom's : Understand
Difficulty : 02 Medium
Learning Objective : 01-08 (Appendix) Understand graphs, curves, and slopes as they relate to economi
Topic : Appendix: Graphs and Their Meaning

399) Economists

399) _____

A) always put the independent variable on the horizontal axis and the dependent variable on the vertical axis.
B) always put the dependent variable on the horizontal axis and the independent variable on the vertical axis.
C) are somewhat arbitrary in assigning independent and dependent variables to the horizontal and vertical axes.
D) measure the slope of a line differently than do mathematicians.

Question Details
AACSB : Reflective Thinking
Accessibility : Keyboard Navigation
Test Bank : I
Bloom's : Understand
Difficulty : 02 Medium
Learning Objective : 01-08 (Appendix) Understand graphs, curves, and slopes as they relate to economi
Topic : Appendix: Graphs and Their Meaning

400) Which of the following statements is correct?

Macroeconomics 22nd edition McConnell Test Bank

400) _____

A) The value of the independent variable is determined by the value of the dependent variable.

B) The value of the dependent variable is determined by the value of the independent variable.

C) The dependent variable designates the "cause" and the independent variable the "effect."

D) Dependent variables graph as upsloping lines; independent variables graph as downsloping lines.

Question Details
AACSB : Reflective Thinking
Accessibility : Keyboard Navigation
Test Bank : I
Bloom's : Understand
Difficulty : 02 Medium
Learning Objective : 01-08 (Appendix) Understand graphs, curves, and slopes as they relate to economi
Topic : Appendix: Graphs and Their Meaning

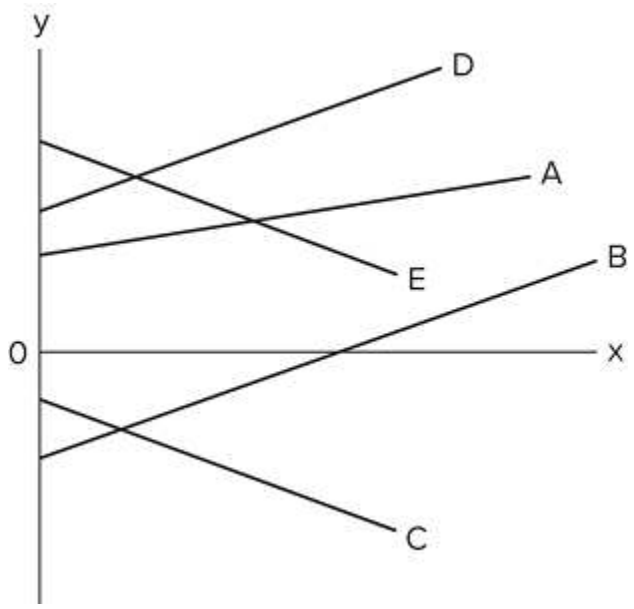

401)
Refer to the diagram. Which line(s) show(s) a positive relationship between *x* and *y*?

401) _____

Macroeconomics 22nd edition McConnell Test Bank

A) *A* only
B) *A* and *D* only
C) *A*, *B*, and *D*
D) both *C* and *E*

Question Details
AACSB : Reflective Thinking
Accessibility : Keyboard Navigation
Test Bank : I
Bloom's : Understand
Difficulty : 02 Medium
Learning Objective : 01-08 (Appendix) Understand graphs, curves, and slopes as they relate to economi
Topic : Appendix: Graphs and Their Meaning

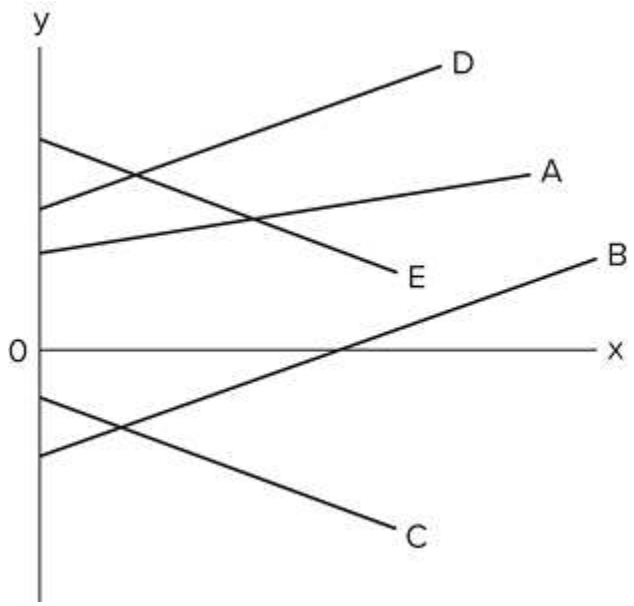

402)
Refer to the diagram. Which line(s) show(s) a negative relationship between *x* and *y*?
402) _____

A) *B* and *C*
B) both *A* and *D*
C) *A, B,* and *D*
D) both *C* and *E*

Macroeconomics 22nd edition McConnell Test Bank

Question Details
AACSB : Reflective Thinking
Accessibility : Keyboard Navigation
Test Bank : I
Bloom's : Understand
Difficulty : 02 Medium
Learning Objective : 01-08 (Appendix) Understand graphs, curves, and slopes as they relate to economi
Topic : Appendix: Graphs and Their Meaning

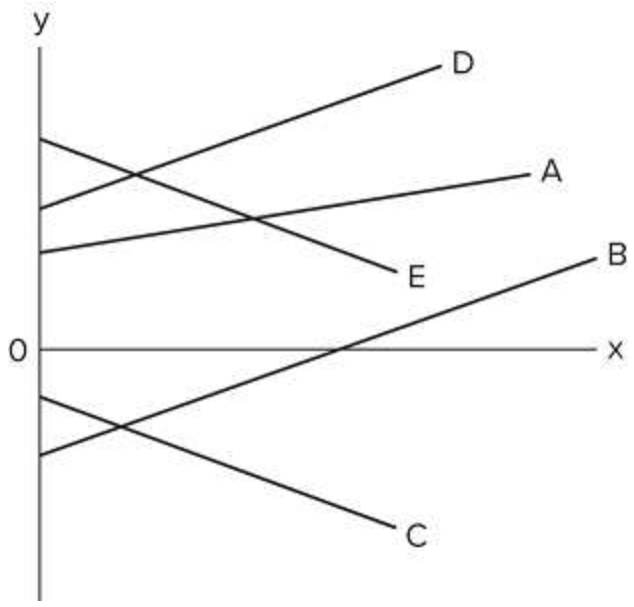

403)
Refer to the diagram. Which line(s) show(s) a positive vertical intercept?

403) _____

A) *A* and *D* only
B) *B* and *C* only
C) *A*, *D,* and *E*
D) *A, D,* and *B*

Question Details
AACSB : Reflective Thinking
Accessibility : Keyboard Navigation
Test Bank : I
Bloom's : Understand
Difficulty : 02 Medium
Learning Objective : 01-08 (Appendix) Understand graphs, curves, and slopes as they relate to economi
Topic : Appendix: Graphs and Their Meaning

Macroeconomics 22nd edition McConnell Test Bank

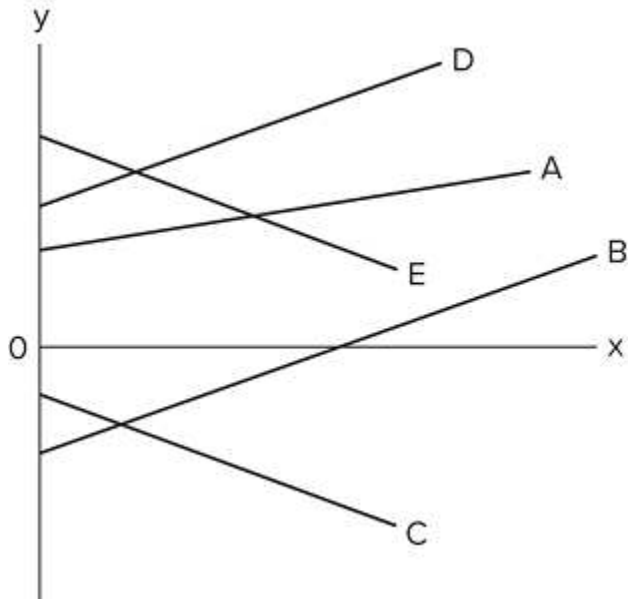

404) Refer to the diagram. Which line(s) show(s) a negative vertical intercept?

404) _____

A) *C* only
B) both *C* and *E*
C) *B, C*, and *E*
D) both B and C

Question Details
AACSB : Reflective Thinking
Accessibility : Keyboard Navigation
Test Bank : I
Bloom's : Understand
Difficulty : 02 Medium
Learning Objective : 01-08 (Appendix) Understand graphs, curves, and slopes as they relate to economi
Topic : Appendix: Graphs and Their Meaning

405) If two variables are inversely related, then as the value of one variable

405) _____

Macroeconomics 22nd edition McConnell Test Bank

A) increases, the value of the other may either increase or decrease.
B) decreases, the value of the other decreases.
C) increases, the value of the other decreases.
D) increases, the value of the other increases.

Question Details
AACSB : Reflective Thinking
Accessibility : Keyboard Navigation
Test Bank : I
Bloom's : Understand
Difficulty : 02 Medium
Learning Objective : 01-08 (Appendix) Understand graphs, curves, and slopes as they relate to economi
Topic : Appendix: Graphs and Their Meaning

406) If a positive relationship exists between x and y,

406) _____

A) an increase in x will cause y to decrease.
B) a decrease in x will cause y to increase.
C) the relationship will graph as an upsloping line.
D) the vertical intercept must be positive.

Question Details
AACSB : Reflective Thinking
Accessibility : Keyboard Navigation
Test Bank : I
Bloom's : Understand
Difficulty : 02 Medium
Learning Objective : 01-08 (Appendix) Understand graphs, curves, and slopes as they relate to economi
Topic : Appendix: Graphs and Their Meaning

Macroeconomics 22nd edition McConnell Test Bank

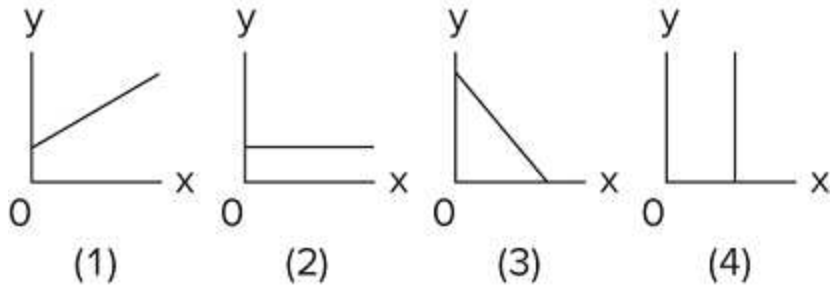

407) Answer on the basis of the relationships shown in the four figures. The amount of *y* is directly related to the amount of *x* in

407) _____

A) both 1 and 4.
B) both 1 and 2.
C) 2 only.
D) l only.

Question Details
AACSB : Reflective Thinking
Accessibility : Keyboard Navigation
Test Bank : I
Bloom's : Understand
Difficulty : 02 Medium
Learning Objective : 01-08 (Appendix) Understand graphs, curves, and slopes as they relate to economi
Topic : Appendix: Graphs and Their Meaning

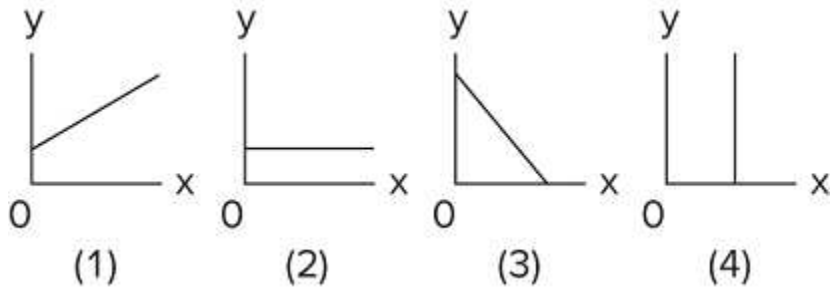

408) Answer on the basis of the relationships shown in the four figures. The amount of *y* is inversely related to the amount of *x* in

408) _____

Macroeconomics 22nd edition McConnell Test Bank

A) 2 only.
B) both 1 and 3.
C) 3 only.
D) 1 only.

Question Details
AACSB : Reflective Thinking
Accessibility : Keyboard Navigation
Test Bank : I
Bloom's : Understand
Difficulty : 02 Medium
Learning Objective : 01-08 (Appendix) Understand graphs, curves, and slopes as they relate to economi
Topic : Appendix: Graphs and Their Meaning

409) If price (P) and quantity (Q) are directly related, this means that

409) _____

A) a change in Q will alter P, but a change in P will not alter Q.
B) if P increases, Q will decrease.
C) if P increases, Q will also increase.
D) an increase in P will cause Q to change, but the direction in which Q changes cannot be predicted.

Question Details
AACSB : Reflective Thinking
Accessibility : Keyboard Navigation
Test Bank : I
Bloom's : Understand
Difficulty : 02 Medium
Learning Objective : 01-08 (Appendix) Understand graphs, curves, and slopes as they relate to economi
Topic : Appendix: Graphs and Their Meaning

Macroeconomics 22nd edition McConnell Test Bank

410) Answer the question on the basis of the following information. Assume that if the interest rate that businesses must pay to borrow funds were 20 percent, it would be unprofitable for businesses to invest in new machinery and equipment, so investment would be zero. But if the interest rate were 16 percent, businesses would find it profitable to invest $10 billion. If the interest rate were 12 percent, $20 billion would be invested. Assume that total investment continues to increase by $10 billion for each successive 4 percentage point decline in the interest rate.

Refer to the information. Which of the following is an accurate verbal statement of the described relationship?

410) _____

A) There is no regular or dependable relationship between business investment and the interest rate.

B) The amount of business investment is unaffected by changes in the interest rate.

C) Investment spending by businesses varies inversely with the interest rate.

D) Investment spending by businesses varies directly with the interest rate.

Question Details
AACSB : Reflective Thinking
Accessibility : Keyboard Navigation
Test Bank : I
Bloom's : Understand
Difficulty : 02 Medium
Learning Objective : 01-08 (Appendix) Understand graphs, curves, and slopes as they relate to economi
Topic : Appendix: Graphs and Their Meaning

411) Answer the question on the basis of the following information. Assume that if the interest rate that businesses must pay to borrow funds were 20 percent, it would be unprofitable for businesses to invest in new machinery and equipment, so investment would be zero. But if the interest rate were 16 percent, businesses would find it profitable to invest $10 billion. If the interest rate were 12 percent, $20 billion would be invested. Assume that total investment continues to increase by $10 billion for each successive 4 percentage point decline in the interest rate.

(A)		(B)	
i	l	i	l
20	$50	24	$10
16	40	20	20
12	30	16	30

Macroeconomics 22nd edition McConnell Test Bank

8	20	12	40
4	10	8	50
0	0	4	60
(C)		**(D)**	
i	**I**	**i**	**I**
20	$0	20	$10
16	10	16	20
12	20	12	30
8	30	8	40
4	40	4	50
0	50	0	60

Refer to the information. Using *i* and *I* to indicate the interest rate and investment (in billions of dollars) respectively, which of the following is the correct tabular presentation of the described relationship?

411) _____

A) option A
B) option B
C) option C
D) option D

Question Details
AACSB : Reflective Thinking
Accessibility : Keyboard Navigation
Test Bank : I
Bloom's : Understand
Difficulty : 02 Medium
Learning Objective : 01-08 (Appendix) Understand graphs, curves, and slopes as they relate to economi
Topic : Appendix: Graphs and Their Meaning

412) Answer the question on the basis of the following information. Assume that if the interest rate that businesses must pay to borrow funds were 20 percent, it would be unprofitable for businesses to invest in new machinery and equipment, so investment would be zero. But if the interest rate were 16 percent, businesses would find it profitable to invest $10 billion. If the interest rate were 12 percent, $20 billion would be invested. Assume that total investment continues to increase by $10 billion for each successive 4 percentage point decline in the interest rate. Refer to the information. Which of the following correctly expresses the indicated relationship as an equation?

Macroeconomics 22nd edition McConnell Test Bank

412) _____

A) $i = 20 - 4\ I$.
B) $i = 20 - .4\ I$.
C) $i = 24 - .4\ I$.
D) $i = 20 - 10\ I$.

Question Details
AACSB : Reflective Thinking
Accessibility : Keyboard Navigation
Test Bank : I
Bloom's : Understand
Difficulty : 02 Medium
Learning Objective : 01-08 (Appendix) Understand graphs, curves, and slopes as they relate to economi
Topic : Appendix: Graphs and Their Meaning

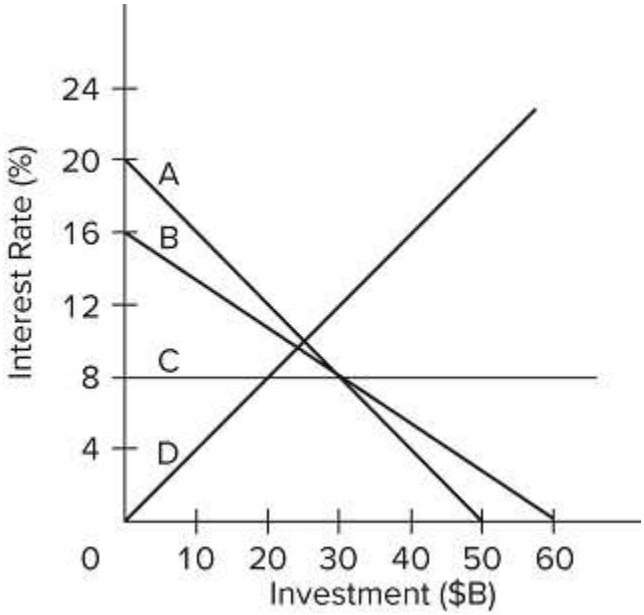

413)
Assume that if the interest rate that businesses must pay to borrow funds were 20 percent, it would be unprofitable for businesses to invest in new machinery and equipment, so investment would be zero. But if the interest rate were 16 percent, businesses would find it profitable to invest $10 billion. If the interest rate were 12 percent, $20 billion would be invested. Assume that total investment continues to increase by $10 billion for each successive 4 percentage point decline in the interest rate. Refer to the graph. Which of the following is the correct graphical presentation of the indicated relationship?

413) _____

Macroeconomics 22nd edition McConnell Test Bank

A) line *D*
B) line *C*
C) line *B*
D) line *A*

Question Details
AACSB : Reflective Thinking
Accessibility : Keyboard Navigation
Test Bank : I
Bloom's : Understand
Difficulty : 02 Medium
Learning Objective : 01-08 (Appendix) Understand graphs, curves, and slopes as they relate to economi
Topic : Appendix: Graphs and Their Meaning

414) Answer the question on the basis of the following data.

After-Tax Income	Consumption
$ 1,000	$ 900
2,000	1,800
3,000	2,700
4,000	3,600
5,000	4,500

The data suggest that

414) _____

A) consumption varies inversely with after-tax income.
B) consumption varies directly with after-tax income.
C) consumption and after-tax income are unrelated.
D) a tax increase will increase consumption.

Question Details
AACSB : Reflective Thinking
Accessibility : Keyboard Navigation
Test Bank : I
Bloom's : Understand
Difficulty : 02 Medium
Learning Objective : 01-08 (Appendix) Understand graphs, curves, and slopes as they relate to economi
Topic : Appendix: Graphs and Their Meaning

Macroeconomics 22nd edition McConnell Test Bank

415) Answer the question on the basis of the following data.

After-Tax Income	Consumption
$ 1,000	$ 900
2,000	1,800
3,000	2,700
4,000	3,600
5,000	4,500

The data indicate that

415) _____

A) consumers spend 80 percent of their after-tax incomes.
B) consumers spend 90 percent of their after-tax incomes.
C) a tax reduction will reduce consumption.
D) the relationship between consumption and after-tax income is random.

Question Details
AACSB : Reflective Thinking
Accessibility : Keyboard Navigation
Test Bank : I
Bloom's : Understand
Difficulty : 02 Medium
Learning Objective : 01-08 (Appendix) Understand graphs, curves, and slopes as they relate to economi
Topic : Appendix: Graphs and Their Meaning

416) Answer the question on the basis of the following data.

After-Tax Income	Consumption
$ 1,000	$ 900
2,000	1,800
3,000	2,700
4,000	3,600
5,000	4,500

The data suggest that

416) _____

Macroeconomics 22nd edition McConnell Test Bank

A) a policy of tax reduction will increase consumption.
B) a policy of tax increases will increase consumption.
C) tax changes will have no impact on consumption.
D) after-tax income should be lowered to increase consumption.

Question Details
AACSB : Reflective Thinking
Accessibility : Keyboard Navigation
Test Bank : I
Bloom's : Understand
Difficulty : 02 Medium
Learning Objective : 01-08 (Appendix) Understand graphs, curves, and slopes as they relate to economi
Topic : Appendix: Graphs and Their Meaning

417) The slope of a straight line can be determined by

417) _____

A) comparing the absolute horizontal change to the absolute vertical change between two points on the line.
B) comparing the absolute vertical change to the absolute horizontal change between two points on the line.
C) taking the reciprocal of the vertical intercept.
D) comparing the percentage vertical change to the percentage horizontal change between two points on the line.

Question Details
AACSB : Reflective Thinking
Accessibility : Keyboard Navigation
Test Bank : I
Bloom's : Understand
Difficulty : 02 Medium
Learning Objective : 01-08 (Appendix) Understand graphs, curves, and slopes as they relate to economi
Topic : Appendix: Graphs and Their Meaning

Macroeconomics 22nd edition McConnell Test Bank

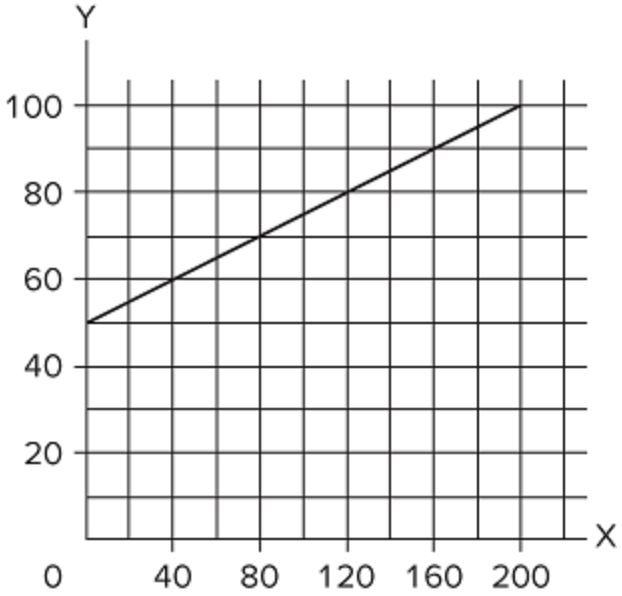

418) Refer to the diagram. The variables *X* and *Y* are

418) _____

A) inversely related.
B) directly related.
C) unrelated.
D) negatively related.

Question Details
AACSB : Reflective Thinking
Accessibility : Keyboard Navigation
Test Bank : I
Bloom's : Understand
Difficulty : 02 Medium
Learning Objective : 01-08 (Appendix) Understand graphs, curves, and slopes as they relate to economi
Topic : Appendix: Graphs and Their Meaning

Macroeconomics 22nd edition McConnell Test Bank

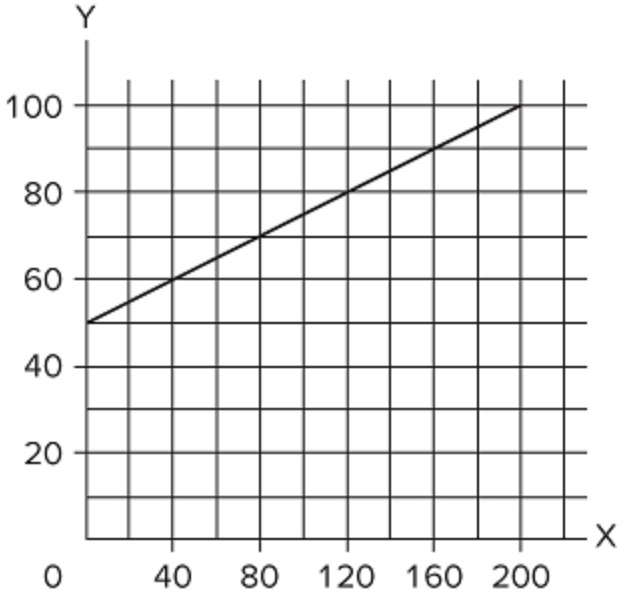

419) Refer to the diagram. The vertical intercept

419) _____

A) is 40.
B) is 50.
C) is 60.
D) cannot be determined from the information given.

Question Details
AACSB : Reflective Thinking
Accessibility : Keyboard Navigation
Test Bank : I
Bloom's : Understand
Difficulty : 02 Medium
Learning Objective : 01-08 (Appendix) Understand graphs, curves, and slopes as they relate to economi
Topic : Appendix: Graphs and Their Meaning

Macroeconomics 22nd edition McConnell Test Bank

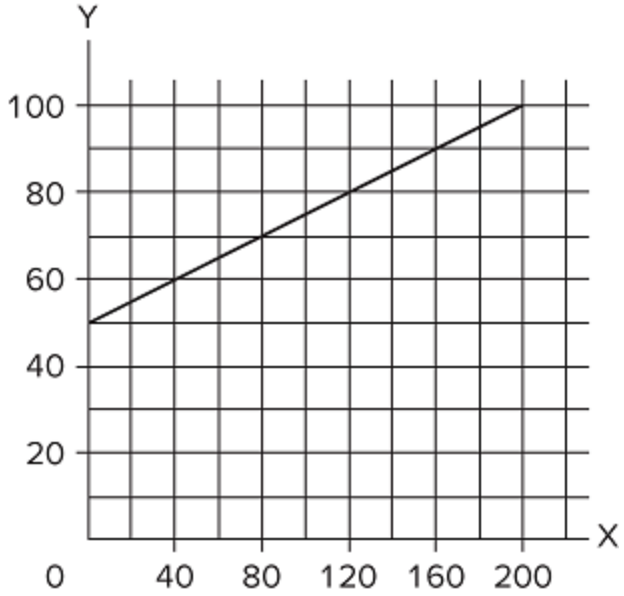

420) Refer to the diagram. The slope of the line

420) _____

A) is −¼.
B) is +¼.
C) is 0.40.
D) cannot be determined from the information given.

Question Details
AACSB : Reflective Thinking
Accessibility : Keyboard Navigation
Test Bank : I
Bloom's : Understand
Difficulty : 02 Medium
Learning Objective : 01-08 (Appendix) Understand graphs, curves, and slopes as they relate to economi
Topic : Appendix: Graphs and Their Meaning

Macroeconomics 22nd edition McConnell Test Bank

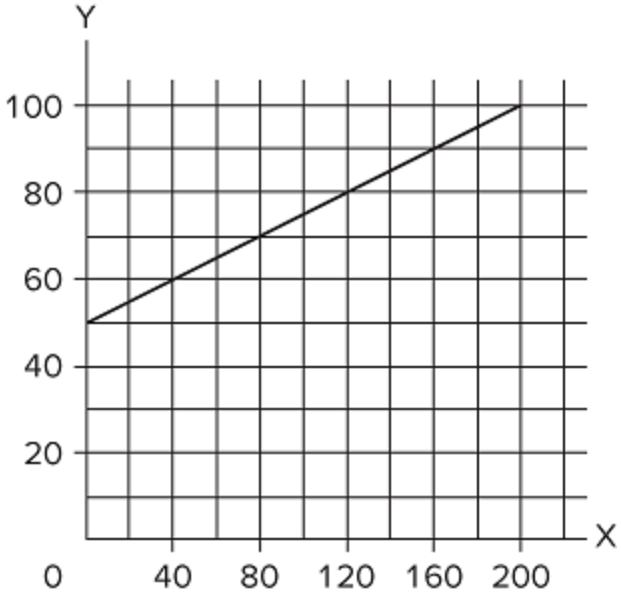

421) Refer to the diagram. The equation that shows the relationship between *Y* and *X* is

421) _____

A) $Y = 50 + \frac{1}{4} X$.
B) $X = \frac{1}{4} Y$.
C) $Y = 0.4 X$.
D) $Y = \frac{1}{4} X - 50$.

Question Details
AACSB : Reflective Thinking
Accessibility : Keyboard Navigation
Test Bank : I
Bloom's : Understand
Difficulty : 02 Medium
Learning Objective : 01-08 (Appendix) Understand graphs, curves, and slopes as they relate to economi
Topic : Appendix: Graphs and Their Meaning

Macroeconomics 22nd edition McConnell Test Bank

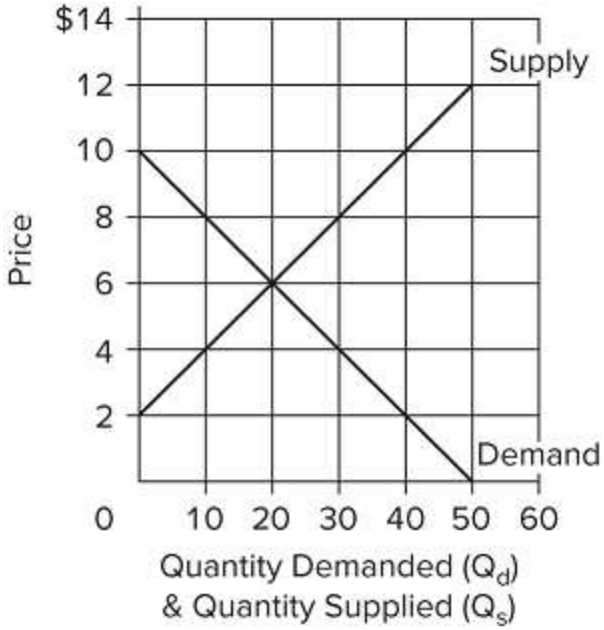

422)

Refer to the graph. Which of the following statements is correct?

422) _____

A) Quantity demanded and quantity supplied are independent of price.
B) Price and quantity demanded are directly related.
C) Price and quantity supplied are directly related.
D) Price and quantity supplied are inversely related.

Question Details
AACSB : Reflective Thinking
Accessibility : Keyboard Navigation
Test Bank : I
Bloom's : Understand
Difficulty : 02 Medium
Learning Objective : 01-08 (Appendix) Understand graphs, curves, and slopes as they relate to economi
Topic : Appendix: Graphs and Their Meaning

Macroeconomics 22nd edition McConnell Test Bank

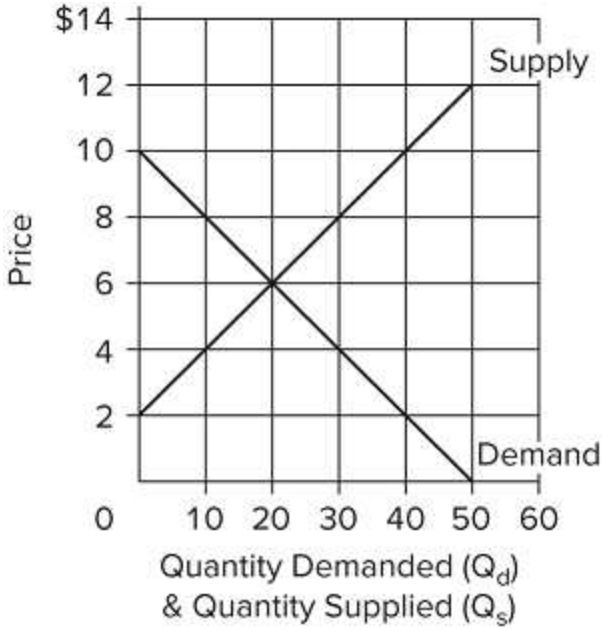

423)

Refer to the graph. Which of the following schedules correctly reflects "Demand"?

(A)		(B)	
P	Qd	P	Qd
$12	0	$14	0
10	0	12	0
8	10	10	20
6	20	8	40
4	30	6	60
2	40	4	80
(C)		**(D)**	
P	Qd	P	Qd
$14	60	$12	0
12	50	10	10
10	40	8	20
8	30	6	30
6	20	4	40
4	10	2	50

423) _____

A) option A
B) option B
C) option C
D) option D

Macroeconomics 22nd edition McConnell Test Bank

Question Details
AACSB : Reflective Thinking
Accessibility : Keyboard Navigation
Test Bank : I
Bloom's : Understand
Difficulty : 02 Medium
Learning Objective : 01-08 (Appendix) Understand graphs, curves, and slopes as they relate to economi
Topic : Appendix: Graphs and Their Meaning

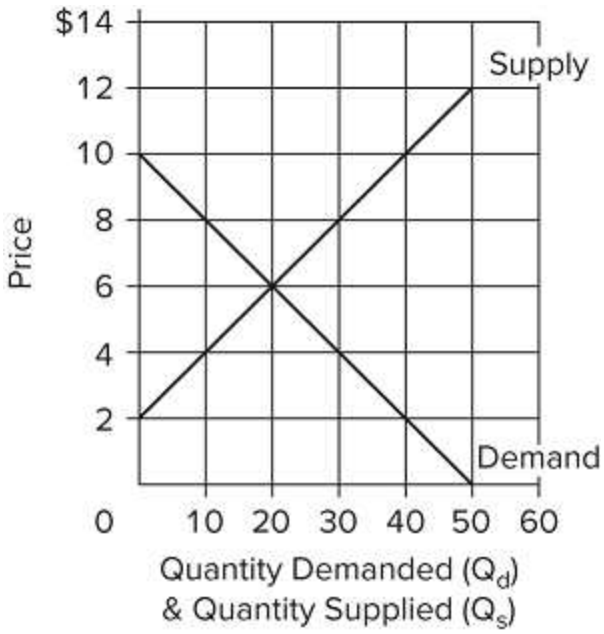

424)
Refer to the graph. Which of the following schedules correctly reflects "Supply"?

(A)		(B)	
P	Qs	P	Qs
$12	50	$14	50
10	30	12	40
8	10	10	30
6	0	8	20
4	0	6	10
2	0	4	0

(C)		(D)	
P	Qs	P	Qs
$12	50	$12	0
10	40	10	0
8	30	8	10
6	20	6	20

Macroeconomics 22nd edition McConnell Test Bank

4	10	4	30
2	0	2	40

424) _____

A) option A
B) option B
C) option C
D) option D

Question Details
AACSB : Reflective Thinking
Accessibility : Keyboard Navigation
Test Bank : I
Bloom's : Understand
Difficulty : 02 Medium
Learning Objective : 01-08 (Appendix) Understand graphs, curves, and slopes as they relate to economi
Topic : Appendix: Graphs and Their Meaning

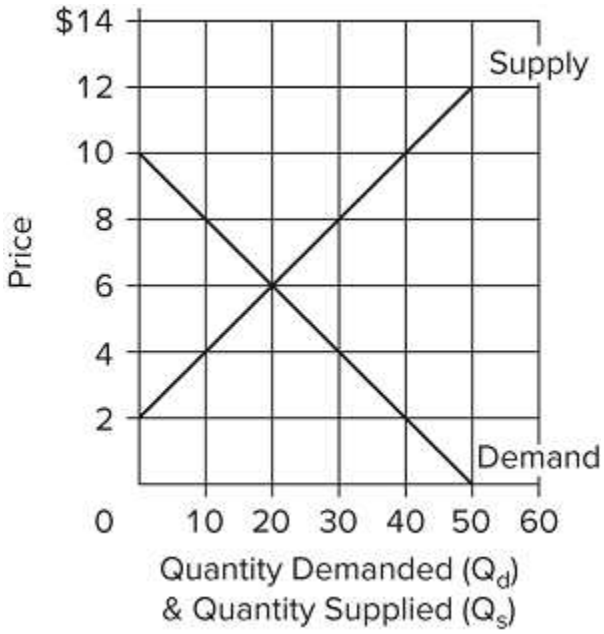

425)
Refer to the graph. Using Q_d for quantity demanded and P for price, which of the following equations correctly states the demand for this product?

425) _____

Macroeconomics 22nd edition McConnell Test Bank

A) $P = Q_d/10$
B) $P = 50 - P/2$
C) $P = 10 - 0.2\ Q_d$
D) $P = 10 - 2\ Q_d$

Question Details
AACSB : Reflective Thinking
Accessibility : Keyboard Navigation
Test Bank : I
Bloom's : Understand
Difficulty : 02 Medium
Learning Objective : 01-08 (Appendix) Understand graphs, curves, and slopes as they relate to economi
Topic : Appendix: Graphs and Their Meaning

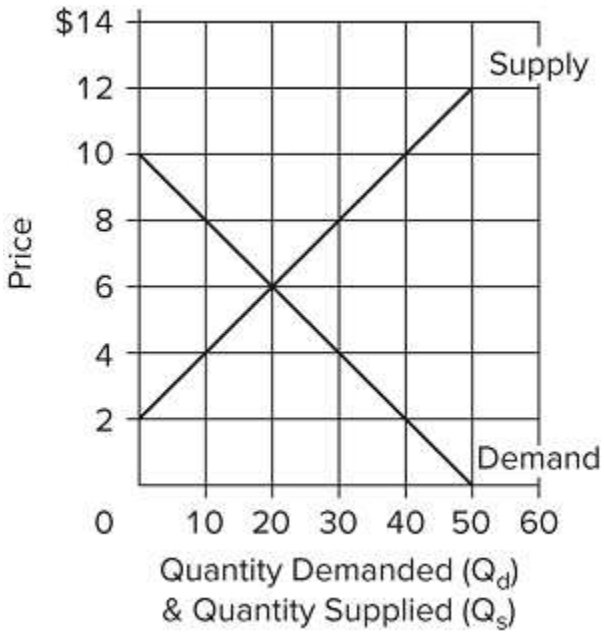

426)
Refer to the graph. Using Q_s for quantity supplied and P for price, which of the following equations correctly states the supply of this product?

426) _____

Macroeconomics 22nd edition McConnell Test Bank

A) $P = 4 + 0.2\ Q_s$
B) $P = 60/\ Q_s$
C) $P = 10\ Q_s - 2\ P$
D) $P = 2 + 0.2\ Q_s$

Question Details
AACSB : Reflective Thinking
Accessibility : Keyboard Navigation
Test Bank : I
Bloom's : Understand
Difficulty : 02 Medium
Learning Objective : 01-08 (Appendix) Understand graphs, curves, and slopes as they relate to economi
Topic : Appendix: Graphs and Their Meaning

427) Assume a household would consume $100 worth of goods and services per week if its weekly income were zero and would spend an additional $80 per week for each $100 of additional income. Letting C represent consumption and Y represent income, the equation that summarizes this relationship is

427) _____

A) $C = 80 + 100\ Y.$
B) $C = 100 + 0.8\ Y.$
C) $C = 100 + 80\ Y.$
D) $C = 80 + 0.1\ Y.$

Question Details
AACSB : Reflective Thinking
Accessibility : Keyboard Navigation
Test Bank : I
Bloom's : Understand
Difficulty : 02 Medium
Learning Objective : 01-08 (Appendix) Understand graphs, curves, and slopes as they relate to economi
Topic : Appendix: Graphs and Their Meaning

Macroeconomics 22nd edition McConnell Test Bank

428) Answer the question on the basis of the following five data sets, wherein it is assumed that the variable shown on the left is the independent variable and the one on the right is the dependent variable. Assume in graphing these data that the independent variable is shown on the horizontal axis and the dependent variable on the vertical axis.

(1)		(2)		(3)		(4)		(5)	
J	K	L	M	N	P	R	T	U	V
0	10	0	−15	100	40	0	−15	0	0
40	20	30	−5	80	50	20	−25	5	10
80	30	60	5	60	60	40	−35	10	20
120	40	90	15	40	70	60	−45	15	30
160	50	120	25	20	80	80	−55	20	40
200	60	150	35	0	90	100	−65	25	50

Refer to the data sets. The variables are directly related in

428) _____

A) all five data sets.
B) none of the data sets.
C) data sets 1, 2, and 3 only.
D) data sets 1, 2, and 5 only.

Question Details
AACSB : Reflective Thinking
Accessibility : Keyboard Navigation
Test Bank : I
Bloom's : Understand
Difficulty : 02 Medium
Learning Objective : 01-08 (Appendix) Understand graphs, curves, and slopes as they relate to economi
Topic : Appendix: Graphs and Their Meaning

429) Answer the question on the basis of the following five data sets, wherein it is assumed that the variable shown on the left is the independent variable and the one on the right is the dependent variable. Assume in graphing these data that the independent variable is shown on the horizontal axis and the dependent variable on the vertical axis.

(1)		(2)		(3)		(4)		(5)	
J	K	L	M	N	P	R	T	U	V
0	10	0	−15	100	40	0	−15	0	0

Macroeconomics 22nd edition McConnell Test Bank

40	20	30	−5	80	50	20	−25	5	10
80	30	60	5	60	60	40	−35	10	20
120	40	90	15	40	70	60	−45	15	30
160	50	120	25	20	80	80	−55	20	40
200	60	150	35	0	90	100	−65	25	50

Refer to the data sets. The vertical intercept is positive for

429) _____

A) all five data sets.
B) data sets 1 and 3 only.
C) data sets 1, 3, and 5 only.
D) data set 2 only.

Question Details
AACSB : Reflective Thinking
Accessibility : Keyboard Navigation
Test Bank : I
Bloom's : Understand
Difficulty : 02 Medium
Learning Objective : 01-08 (Appendix) Understand graphs, curves, and slopes as they relate to economi
Topic : Appendix: Graphs and Their Meaning

430) Answer the question on the basis of the following five data sets, wherein it is assumed that the variable shown on the left is the independent variable and the one on the right is the dependent variable. Assume in graphing these data that the independent variable is shown on the horizontal axis and the dependent variable on the vertical axis.

(1)		(2)		(3)		(4)		(5)	
J	K	L	M	N	P	R	T	U	V
0	10	0	−15	100	40	0	−15	0	0
40	20	30	−5	80	50	20	−25	5	10
80	30	60	5	60	60	40	−35	10	20
120	40	90	15	40	70	60	−45	15	30
160	50	120	25	20	80	80	−55	20	40
200	60	150	35	0	90	100	−65	25	50

Refer to the data sets. The vertical intercept is negative for

430) _____

Macroeconomics 22nd edition McConnell Test Bank

A) none of the data sets.
B) data sets 1 and 3 only.
C) data sets 2 and 4 only.
D) data sets 1 and 5 only.

Question Details
AACSB : Reflective Thinking
Accessibility : Keyboard Navigation
Test Bank : I
Bloom's : Understand
Difficulty : 02 Medium
Learning Objective : 01-08 (Appendix) Understand graphs, curves, and slopes as they relate to economi
Topic : Appendix: Graphs and Their Meaning

431) Answer the question on the basis of the following five data sets, wherein it is assumed that the variable shown on the left is the independent variable and the one on the right is the dependent variable. Assume in graphing these data that the independent variable is shown on the horizontal axis and the dependent variable on the vertical axis.

(1)		(2)		(3)		(4)		(5)	
J	K	L	M	N	P	R	T	U	V
0	10	0	−15	100	40	0	−15	0	0
40	20	30	−5	80	50	20	−25	5	10
80	30	60	5	60	60	40	−35	10	20
120	40	90	15	40	70	60	−45	15	30
160	50	120	25	20	80	80	−55	20	40
200	60	150	35	0	90	100	−65	25	50

Refer to the data sets. The equation for data set 3 is

431) _____

A) $P = 90 - 0.5\ N$.
B) $P = 90 + 0.5\ N$.
C) $P = 0.5\ N$.
D) $P = 40 + 0.5\ N$.

Macroeconomics 22nd edition McConnell Test Bank

Question Details
AACSB : Reflective Thinking
Accessibility : Keyboard Navigation
Test Bank : I
Bloom's : Understand
Difficulty : 02 Medium
Learning Objective : 01-08 (Appendix) Understand graphs, curves, and slopes as they relate to economi
Topic : Appendix: Graphs and Their Meaning

432) Answer the question on the basis of the following five data sets, wherein it is assumed that the variable shown on the left is the independent variable and the one on the right is the dependent variable. Assume in graphing these data that the independent variable is shown on the horizontal axis and the dependent variable on the vertical axis.

(1)		(2)		(3)		(4)		(5)	
J	K	L	M	N	P	R	T	U	V
0	10	0	−15	100	40	0	−15	0	0
40	20	30	−5	80	50	20	−25	5	10
80	30	60	5	60	60	40	−35	10	20
120	40	90	15	40	70	60	−45	15	30
160	50	120	25	20	80	80	−55	20	40
200	60	150	35	0	90	100	−65	25	50

Refer to the data sets. For which data set(s) is the vertical intercept zero?

432) _____

A) data set 4
B) data set 5
C) data sets 2 and 3
D) data sets 1, 2, 4, and 5

Question Details
AACSB : Reflective Thinking
Accessibility : Keyboard Navigation
Test Bank : I
Bloom's : Understand
Difficulty : 02 Medium
Learning Objective : 01-08 (Appendix) Understand graphs, curves, and slopes as they relate to economi
Topic : Appendix: Graphs and Their Meaning

Macroeconomics 22nd edition McConnell Test Bank

433) Answer the question on the basis of the following five data sets, wherein it is assumed that the variable shown on the left is the independent variable and the one on the right is the dependent variable. Assume in graphing these data that the independent variable is shown on the horizontal axis and the dependent variable on the vertical axis.

(1)		(2)		(3)		(4)		(5)	
J	K	L	M	N	P	R	T	U	V
0	10	0	−15	100	40	0	−15	0	0
40	20	30	−5	80	50	20	−25	5	10
80	30	60	5	60	60	40	−35	10	20
120	40	90	15	40	70	60	−45	15	30
160	50	120	25	20	80	80	−55	20	40
200	60	150	35	0	90	100	−65	25	50

Refer to the data sets. The equation for data set 5 is

433) _____

A) $V = 0.5\ Y$.
B) $U = -0.5\ V$.
C) $U = V$.
D) $V = 2\ U$.

Question Details
AACSB : Reflective Thinking
Accessibility : Keyboard Navigation
Test Bank : I
Bloom's : Understand
Difficulty : 02 Medium
Learning Objective : 01-08 (Appendix) Understand graphs, curves, and slopes as they relate to economi
Topic : Appendix: Graphs and Their Meaning

434) Answer the question on the basis of the following five data sets, wherein it is assumed that the variable shown on the left is the independent variable and the one on the right is the dependent variable. Assume in graphing these data that the independent variable is shown on the horizontal axis and the dependent variable on the vertical axis.

(1)		(2)		(3)		(4)		(5)	
J	K	L	M	N	P	R	T	U	V
0	10	0	−15	100	40	0	−15	0	0
40	20	30	−5	80	50	20	−25	5	10
80	30	60	5	60	60	40	−35	10	20

Macroeconomics 22nd edition McConnell Test Bank

120	40	90	15	40	70	60	−45	15	30
160	50	120	25	20	80	80	−55	20	40
200	60	150	35	0	90	100	−65	25	50

Refer to the data sets. Which of the data sets would graph as an upsloping line?

434) _____

A) 1 only
B) 1, 2, and 3 only
C) 4 and 5 only
D) 1, 2, and 5 only

Question Details
AACSB : Reflective Thinking
Accessibility : Keyboard Navigation
Test Bank : I
Bloom's : Understand
Difficulty : 02 Medium
Learning Objective : 01-08 (Appendix) Understand graphs, curves, and slopes as they relate to economi
Topic : Appendix: Graphs and Their Meaning

435) If the equation $y = 15 - 4 \quad x$ was plotted, the

435) _____

A) vertical intercept would be −4.
B) vertical intercept would be +4.
C) slope would be +15.
D) slope would be −4.

Question Details
AACSB : Reflective Thinking
Accessibility : Keyboard Navigation
Test Bank : I
Bloom's : Understand
Difficulty : 02 Medium
Learning Objective : 01-08 (Appendix) Understand graphs, curves, and slopes as they relate to economi
Topic : Appendix: Graphs and Their Meaning

Macroeconomics 22nd edition McConnell Test Bank

436) If the equation $y = -10 + 2.5 \quad x$ was plotted,

436) _____

A) the vertical intercept would be −10.
B) the slope would be −7.5.
C) it would graph as a downsloping line.
D) the slope would be −10.

Question Details
AACSB : Reflective Thinking
Accessibility : Keyboard Navigation
Test Bank : I
Bloom's : Understand
Difficulty : 02 Medium
Learning Objective : 01-08 (Appendix) Understand graphs, curves, and slopes as they relate to economi
Topic : Appendix: Graphs and Their Meaning

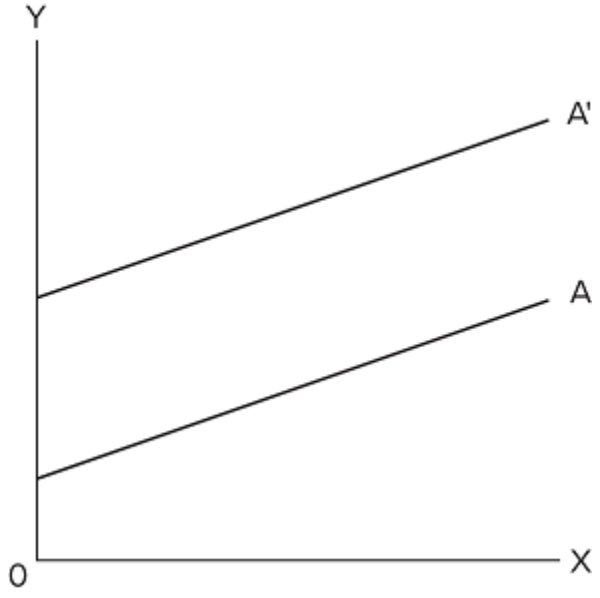

437) The movement from line *A* to line *A*' represents a change in

437) _____

Macroeconomics 22nd edition McConnell Test Bank

A) the slope only.
B) the intercept only.
C) both the slope and the intercept.
D) neither the slope nor the intercept.

Question Details
AACSB : Reflective Thinking
Accessibility : Keyboard Navigation
Test Bank : I
Bloom's : Understand
Difficulty : 02 Medium
Learning Objective : 01-08 (Appendix) Understand graphs, curves, and slopes as they relate to economi
Topic : Appendix: Graphs and Their Meaning

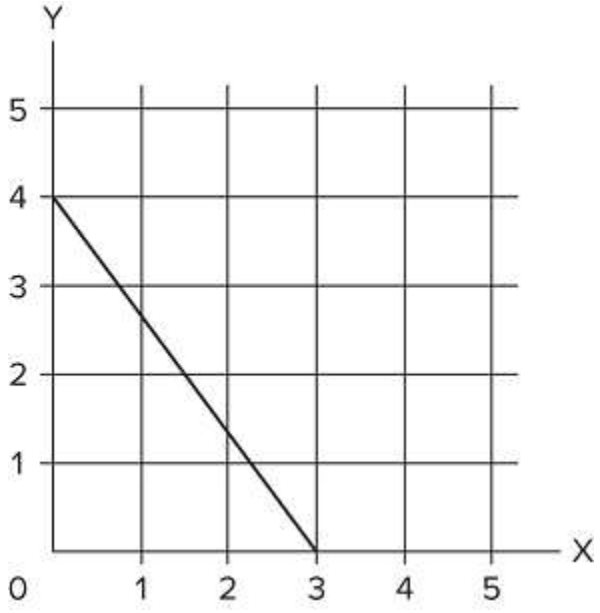

438) In the diagram, variables *X* and *Y* are

438) _____

A) both dependent variables.
B) directly related.
C) inversely related.
D) unrelated.

Macroeconomics 22nd edition McConnell Test Bank

Question Details
AACSB : Reflective Thinking
Accessibility : Keyboard Navigation
Test Bank : I
Bloom's : Understand
Difficulty : 02 Medium
Learning Objective : 01-08 (Appendix) Understand graphs, curves, and slopes as they relate to economi
Topic : Appendix: Graphs and Their Meaning

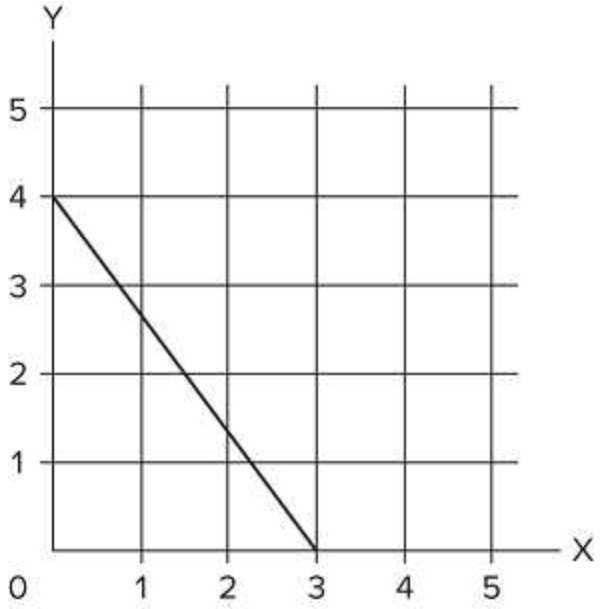

439) In the diagram, the vertical intercept and slope are

439) _____

A) 4 and −1⅓ respectively.
B) 3 and −1 $^{1}/_{3}$ respectively.
C) 3 and + $^{3}/_{4}$ respectively.
D) 4 and + $^{3}/_{4}$ respectively.

Macroeconomics 22nd edition McConnell Test Bank

Question Details
AACSB : Reflective Thinking
Accessibility : Keyboard Navigation
Test Bank : I
Bloom's : Understand
Difficulty : 02 Medium
Learning Objective : 01-08 (Appendix) Understand graphs, curves, and slopes as they relate to economi
Topic : Appendix: Graphs and Their Meaning

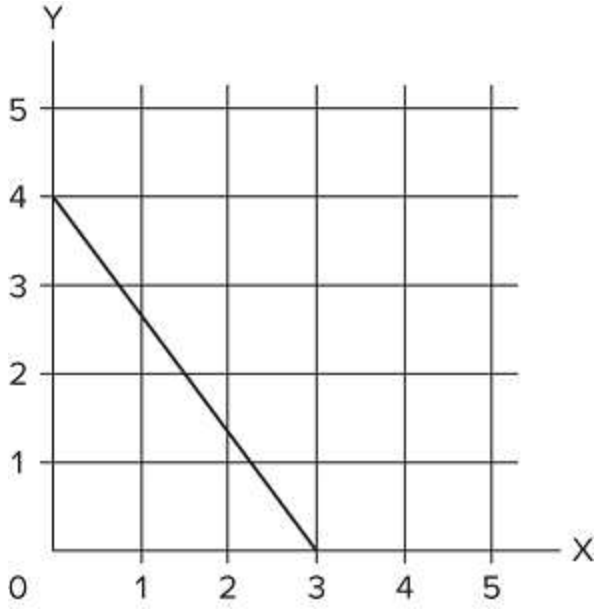

440) In the diagram, the equation for this line is

440) _____

A) $y = 4 - 1\frac{1}{3}\ x$.
B) $y = 3 + \frac{3}{4}\ x$.
C) $y = 4 - \frac{3}{4}\ x$.
D) $y = 4 + 1\frac{1}{3}\ x$.

Macroeconomics 22nd edition McConnell Test Bank

Question Details
AACSB : Reflective Thinking
Accessibility : Keyboard Navigation
Test Bank : I
Bloom's : Understand
Difficulty : 02 Medium
Learning Objective : 01-08 (Appendix) Understand graphs, curves, and slopes as they relate to economi
Topic : Appendix: Graphs and Their Meaning

441) If we are considering the relationship between two variables and release one of the other-things-equal assumptions, we would expect

441) _____

A) the relationship to change from direct to inverse.
B) the line representing that relationship on a graph to shift.
C) the data points to have a tighter fit to the line representing the relationship.
D) the relationship to change from inverse to direct.

Question Details
AACSB : Reflective Thinking
Accessibility : Keyboard Navigation
Test Bank : I
Bloom's : Understand
Difficulty : 02 Medium
Learning Objective : 01-08 (Appendix) Understand graphs, curves, and slopes as they relate to economi
Topic : Appendix: Graphs and Their Meaning

442) The amount of pizzas that consumers want to buy per week is reflected in the equation $P = 15 - .02 \quad Q_d$, where Q_d is the amount of pizzas purchased per week and P is the price of pizzas. On the basis of this information, we can say that

442) _____

Macroeconomics 22nd edition McConnell Test Bank

A) if pizzas were free, people would consume 800 per week.
B) more pizzas will be purchased at a high price than at a low price.
C) if the price of pizzas is $6, then 150 will be purchased.
D) 50 fewer pizzas will be purchased per week for every $1 increase in price.

Question Details
AACSB : Reflective Thinking
Accessibility : Keyboard Navigation
Test Bank : I
Bloom's : Understand
Difficulty : 02 Medium
Learning Objective : 01-08 (Appendix) Understand graphs, curves, and slopes as they relate to economi
Topic : Appendix: Graphs and Their Meaning

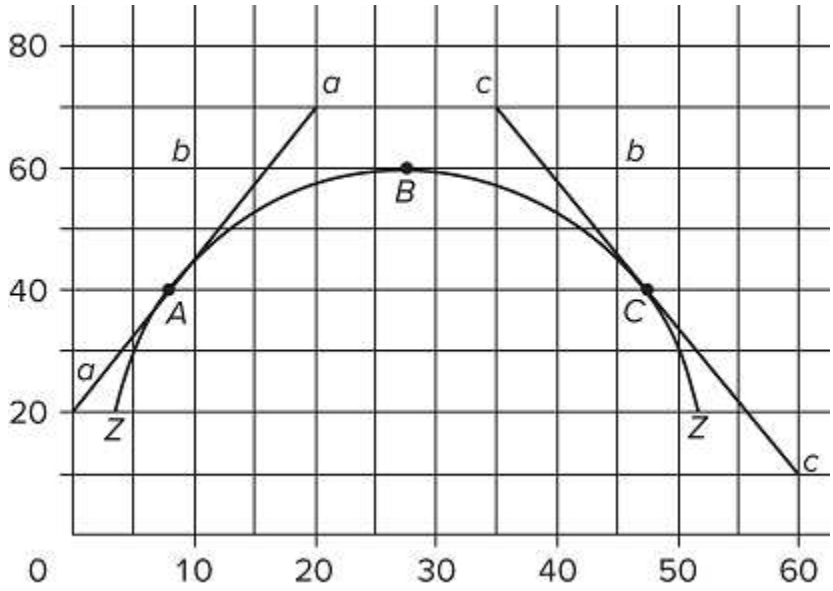

443) Refer to the diagram. The slope of curve *ZZ* at point *A* is approximately

443) _____

A) +2.
B) +2½.
C) −2½.
D) +4.

Macroeconomics 22nd edition McConnell Test Bank

Question Details
AACSB : Reflective Thinking
Accessibility : Keyboard Navigation
Test Bank : I
Bloom's : Understand
Difficulty : 02 Medium
Learning Objective : 01-08 (Appendix) Understand graphs, curves, and slopes as they relate to economi
Topic : Appendix: Graphs and Their Meaning

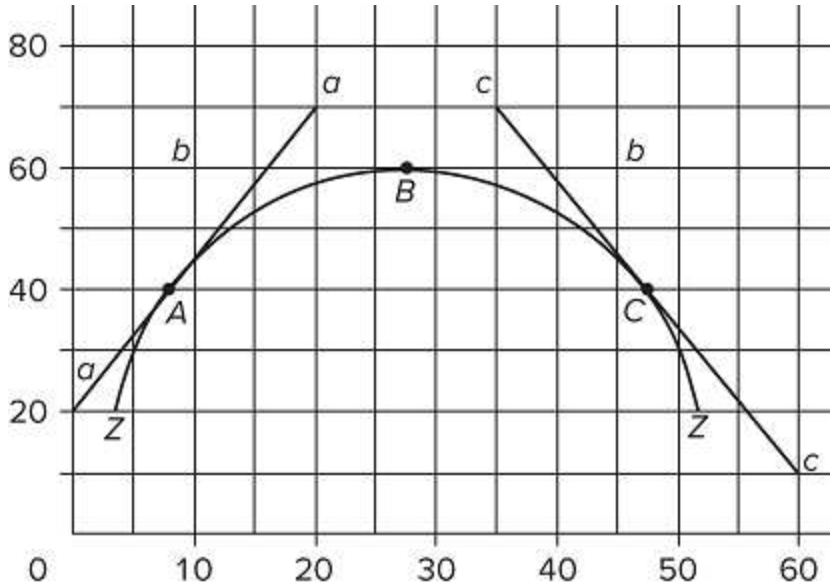

444) Refer to the diagram. The slope of curve *ZZ* at point *B* is:

444) _____

A) infinity.
B) zero.
C) +1.
D) −1.

Question Details
AACSB : Reflective Thinking
Accessibility : Keyboard Navigation
Test Bank : I
Bloom's : Understand
Difficulty : 02 Medium
Learning Objective : 01-08 (Appendix) Understand graphs, curves, and slopes as they relate to economi
Topic : Appendix: Graphs and Their Meaning

Macroeconomics 22nd edition McConnell Test Bank

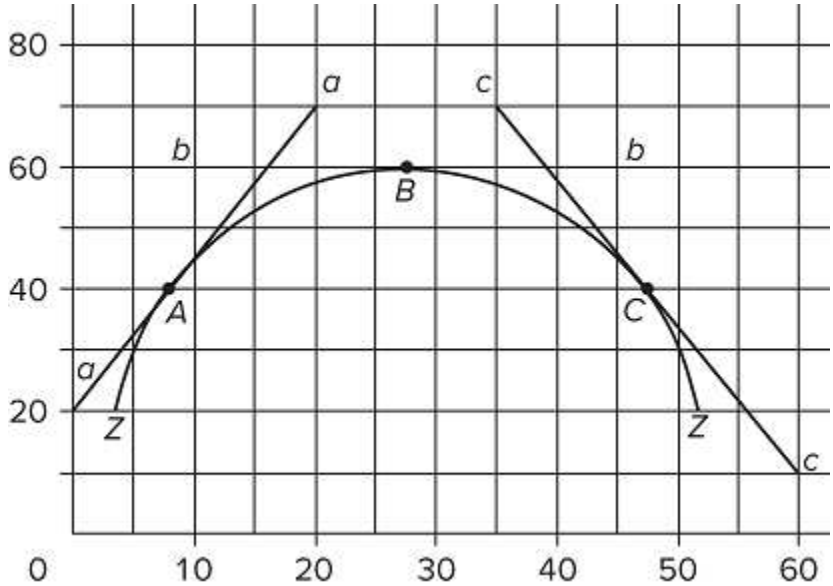

445) Refer to the diagram. The slope of curve *ZZ* at point *C* is approximately

445) _____

A) −4.
B) −2.
C) −2⅖.
D) +3.

Question Details
AACSB : Reflective Thinking
Accessibility : Keyboard Navigation
Test Bank : I
Bloom's : Understand
Difficulty : 02 Medium
Learning Objective : 01-08 (Appendix) Understand graphs, curves, and slopes as they relate to economi
Topic : Appendix: Graphs and Their Meaning

446) The slope of a line parallel to the vertical axis is

446) _____

Macroeconomics 22nd edition McConnell Test Bank

A) zero.
B) one.
C) infinite.
D) one-half.

Question Details
AACSB : Reflective Thinking
Accessibility : Keyboard Navigation
Test Bank : I
Bloom's : Understand
Difficulty : 02 Medium
Learning Objective : 01-08 (Appendix) Understand graphs, curves, and slopes as they relate to economi
Topic : Appendix: Graphs and Their Meaning

447) The slope of a line parallel to the horizontal axis is

447) _____

A) zero.
B) one.
C) infinite.
D) one-half.

Question Details
AACSB : Reflective Thinking
Accessibility : Keyboard Navigation
Test Bank : I
Bloom's : Understand
Difficulty : 02 Medium
Learning Objective : 01-08 (Appendix) Understand graphs, curves, and slopes as they relate to economi
Topic : Appendix: Graphs and Their Meaning

448) Slopes of lines are especially important in economics because

448) _____

Macroeconomics 22nd edition McConnell Test Bank

A) they measure marginal changes.
B) they always tell us something about profits.
C) positive slopes are always preferred to negative slopes.
D) they always relate to resource and output scarcity.

Question Details
AACSB : Reflective Thinking
Accessibility : Keyboard Navigation
Test Bank : I
Bloom's : Understand
Difficulty : 02 Medium
Learning Objective : 01-08 (Appendix) Understand graphs, curves, and slopes as they relate to economi
Topic : Appendix: Graphs and Their Meaning

449) If two variables are *directly* related, the relationship will have a graph that

449) _____

A) is a straight line.
B) may either be upward-sloping or downward-sloping.
C) is an upward-sloping line.
D) is horizontal.

Question Details
AACSB : Reflective Thinking
Accessibility : Keyboard Navigation
Test Bank : II
Bloom's : Understand
Difficulty : 02 Medium
Learning Objective : 01-08 (Appendix) Understand graphs, curves, and slopes as they relate to economi
Topic : Appendix: Graphs and Their Meaning

450) If an inverse relationship exists between two variables, then

450) _____

Macroeconomics 22nd edition McConnell Test Bank

A) as one variable increases, the other decreases.
B) as one variable increases, so does the other.
C) the two variables are close substitutes for each other.
D) both variables increase over time.

Question Details
AACSB : Reflective Thinking
Accessibility : Keyboard Navigation
Test Bank : II
Bloom's : Understand
Difficulty : 02 Medium
Learning Objective : 01-08 (Appendix) Understand graphs, curves, and slopes as they relate to economi
Topic : Appendix: Graphs and Their Meaning

451) If A decreases, then B will also decrease. The graph relating the two variables A and B is

451) _____

A) vertical.
B) downward-sloping.
C) upward-sloping.
D) horizontal.

Question Details
AACSB : Reflective Thinking
Accessibility : Keyboard Navigation
Test Bank : II
Bloom's : Understand
Difficulty : 02 Medium
Learning Objective : 01-08 (Appendix) Understand graphs, curves, and slopes as they relate to economi
Topic : Appendix: Graphs and Their Meaning

452) In a relationship between two variables, the "independent variable" refers to the

452) _____

Macroeconomics 22nd edition McConnell Test Bank

A) one measured on the vertical axis, in the convention of mathematics.
B) one whose value is assumed constant.
C) effect or outcome.
D) cause or source variable.

Question Details
AACSB : Reflective Thinking
Accessibility : Keyboard Navigation
Test Bank : II
Bloom's : Understand
Difficulty : 02 Medium
Learning Objective : 01-08 (Appendix) Understand graphs, curves, and slopes as they relate to economi
Topic : Appendix: Graphs and Their Meaning

453) The "other things equal" assumption is employed when

453) _____

A) the graph of a given relationship is shifting up or down.
B) economists draw a two-dimensional (or two-axes) graph.
C) the relationship is direct, but not when it is inverse.
D) the relationship is inverse, but not when it is direct.

Question Details
AACSB : Reflective Thinking
Accessibility : Keyboard Navigation
Test Bank : II
Bloom's : Understand
Difficulty : 02 Medium
Learning Objective : 01-08 (Appendix) Understand graphs, curves, and slopes as they relate to economi
Topic : Appendix: Graphs and Their Meaning

454) The slope of a graph that shows a direct relationship is

454) _____

Macroeconomics 22nd edition McConnell Test Bank

A) always positive.
B) either positive or negative.
C) possibly zero.
D) either zero or infinite.

Question Details
AACSB : Reflective Thinking
Accessibility : Keyboard Navigation
Test Bank : II
Bloom's : Understand
Difficulty : 02 Medium
Learning Objective : 01-08 (Appendix) Understand graphs, curves, and slopes as they relate to economi
Topic : Appendix: Graphs and Their Meaning

455) The slope of a graph with "income" on the horizontal axis and "saving" on the vertical axis is +0.2. This means that if

455) _____

A) income is $100, then saving is $20.
B) income is 0.20, then saving is zero.
C) income increases by $100, then saving will rise by $20.
D) saving rises by $100, then income will rise by $20.

Question Details
AACSB : Reflective Thinking
Accessibility : Keyboard Navigation
Test Bank : II
Bloom's : Understand
Difficulty : 02 Medium
Learning Objective : 01-08 (Appendix) Understand graphs, curves, and slopes as they relate to economi
Topic : Appendix: Graphs and Their Meaning

456) The question below is based on the following four sets of data-pairs: (1) A and B, (2) C and D, (3) E and F, and (4) G and H. In each set, the independent variable is in the left column and the dependent variable is in the right column.

(1)	(2)	(3)	(4)

Macroeconomics 22nd edition McConnell Test Bank

A	B	C	D	E	F	G	H
0	6	2	10	0	12	0	3
7	5	3	20	1	10	2	5
14	4	4	30	2	8	4	7
21	3	5	40	3	6	6	9

Which of the four sets of data pairs show an inverse relationship between the independent and dependent variable?

456) _____

A) 1 and 3
B) 2 and 3
C) 3 and 4
D) 2 and 4

Question Details
AACSB : Reflective Thinking
Accessibility : Keyboard Navigation
Test Bank : II
Bloom's : Understand
Difficulty : 02 Medium
Learning Objective : 01-08 (Appendix) Understand graphs, curves, and slopes as they relate to economi
Topic : Appendix: Graphs and Their Meaning

457) The question below is based on the following four sets of data-pairs: (1) A and B, (2) C and D, (3) E and F, and (4) G and H. In each set, the independent variable is in the left column and the dependent variable is in the right column.

(1)		(2)		(3)		(4)	
A	B	C	D	E	F	G	H
0	6	2	10	0	12	0	3
7	5	3	20	1	10	2	5
14	4	4	30	2	8	4	7
21	3	5	40	3	6	6	9

The slope of the linear graph that pictures data set 2 above is

457) _____

Macroeconomics 22nd edition McConnell Test Bank

A) 0.10.
B) 20.
C) 5.
D) 10.

Question Details
AACSB : Reflective Thinking
Accessibility : Keyboard Navigation
Test Bank : II
Bloom's : Understand
Difficulty : 02 Medium
Learning Objective : 01-08 (Appendix) Understand graphs, curves, and slopes as they relate to economi
Topic : Appendix: Graphs and Their Meaning

458) The question below is based on the following four sets of data-pairs: (1) A and B, (2) C and D, (3) E and F, and (4) G and H. In each set, the independent variable is in the left column and the dependent variable is in the right column.

(1)		(2)		(3)		(4)	
A	B	C	D	E	F	G	H
0	6	2	10	0	12	0	3
7	5	3	20	1	10	2	5
14	4	4	30	2	8	4	7
21	3	5	40	3	6	6	9

The vertical intercept is 6 in which of the above data sets?

458) _____

A) 1
B) 2
C) 3
D) 4

Macroeconomics 22nd edition McConnell Test Bank

Question Details
AACSB : Reflective Thinking
Accessibility : Keyboard Navigation
Test Bank : II
Bloom's : Understand
Difficulty : 02 Medium
Learning Objective : 01-08 (Appendix) Understand graphs, curves, and slopes as they relate to economi
Topic : Appendix: Graphs and Their Meaning

459) The question below is based on the following four sets of data-pairs: (1) A and B, (2) C and D, (3) E and F, and (4) G and H. In each set, the independent variable is in the left column and the dependent variable is in the right column.

(1)		(2)		(3)		(4)	
A	B	C	D	E	F	G	H
0	6	2	10	0	12	0	3
7	5	3	20	1	10	2	5
14	4	4	30	2	8	4	7
21	3	5	40	3	6	6	9

The linear equation for the relationship in data set 3 above is

459) _____

A) F = 12E.
B) F = 12 − 2E.
C) E = 12F.
D) E = 12 −2 F.

Question Details
AACSB : Reflective Thinking
Accessibility : Keyboard Navigation
Test Bank : II
Bloom's : Understand
Difficulty : 02 Medium
Learning Objective : 01-08 (Appendix) Understand graphs, curves, and slopes as they relate to economi
Topic : Appendix: Graphs and Their Meaning

460) In constructing the demand graph to show how the price of a good price affects how much of it the buyers will buy, the convention that economists follow is to measure price on the

Macroeconomics 22nd edition McConnell Test Bank

460) _____

A) horizontal axis because it is the independent variable.
B) vertical axis because it is the dependent variable.
C) vertical axis even though it is the independent variable.
D) horizontal axis even though it is the dependent variable.

Question Details
AACSB : Reflective Thinking
Accessibility : Keyboard Navigation
Test Bank : II
Bloom's : Understand
Difficulty : 02 Medium
Learning Objective : 01-08 (Appendix) Understand graphs, curves, and slopes as they relate to economi
Topic : Appendix: Graphs and Their Meaning

461) A relationship illustrated by an upward-sloping graph means that a(n)

461) _____

A) increase in the value of one variable causes the value of the other to decrease.
B) decrease in the value of one variable causes the value of the other to decrease.
C) decrease in the value of one variable causes the value of the other to increase.
D) increase in the value of one variable causes no change in the other variable.

Question Details
AACSB : Reflective Thinking
Accessibility : Keyboard Navigation
Test Bank : II
Bloom's : Understand
Difficulty : 02 Medium
Learning Objective : 01-08 (Appendix) Understand graphs, curves, and slopes as they relate to economi
Topic : Appendix: Graphs and Their Meaning

462) In a graph of the relationship between income and saving, economists generally consider

462) _____

Macroeconomics 22nd edition McConnell Test Bank

A) income to be the independent variable and place it on the vertical axis.
B) income to be the dependent variable and place it on the horizontal axis.
C) saving to be the dependent variable and place it on the vertical axis.
D) saving to be the independent variable and place it on the vertical axis.

Question Details
AACSB : Reflective Thinking
Accessibility : Keyboard Navigation
Test Bank : II
Bloom's : Understand
Difficulty : 02 Medium
Learning Objective : 01-08 (Appendix) Understand graphs, curves, and slopes as they relate to economi
Topic : Appendix: Graphs and Their Meaning

463) In a graph showing the relationship between variables X and Y, "ceteris paribus" means that

463) _____

A) X is inversely related to Y.
B) X is positively related to Y.
C) X and Y are independent.
D) other variables not shown are held constant.

Question Details
AACSB : Reflective Thinking
Accessibility : Keyboard Navigation
Test Bank : II
Bloom's : Understand
Difficulty : 02 Medium
Learning Objective : 01-08 (Appendix) Understand graphs, curves, and slopes as they relate to economi
Topic : Appendix: Graphs and Their Meaning

464) In a graph with "crop yield" on the vertical axis and "rainfall" on the horizontal axis, the vertical intercept refers to the

464) _____

Macroeconomics 22nd edition McConnell Test Bank

A) steepness or flatness of the graph.
B) amount of rainfall when "crop yield" is zero.
C) amount of crop yield when "rainfall" is zero.
D) total crop yield during a given period of time.

Question Details
AACSB : Reflective Thinking
Accessibility : Keyboard Navigation
Test Bank : II
Bloom's : Understand
Difficulty : 02 Medium
Learning Objective : 01-08 (Appendix) Understand graphs, curves, and slopes as they relate to economi
Topic : Appendix: Graphs and Their Meaning

465) Which of the following indicates an inverse relationship between x and y?

465) _____

A) $y = -3 + 5x$
B) $y = 6.2x$
C) $y = 7 - 0.9x$
D) $y = -50$

Question Details
AACSB : Reflective Thinking
Accessibility : Keyboard Navigation
Test Bank : II
Bloom's : Understand
Difficulty : 02 Medium
Learning Objective : 01-08 (Appendix) Understand graphs, curves, and slopes as they relate to economi
Topic : Appendix: Graphs and Their Meaning

466) Which of the following suggests a direct relationship between x and y?

466) _____

Macroeconomics 22nd edition McConnell Test Bank

A) a change in y = −2 coupled with a change in x = −4
B) a change in y = 2 coupled with a change in x = 0
C) a change in y =
D) a change in y = 6 coupled with a change in x =

Question Details
AACSB : Reflective Thinking
Accessibility : Keyboard Navigation
Test Bank : II
Bloom's : Understand
Difficulty : 02 Medium
Learning Objective : 01-08 (Appendix) Understand graphs, curves, and slopes as they relate to economi
Topic : Appendix: Graphs and Their Meaning

467)

X	Y	Z
60	120	15
50	100	15
40	80	15

Variables X and Y in the above table are

467) _____

A) positively related.
B) negatively related.
C) not directly related.
D) independently related.

Question Details
AACSB : Reflective Thinking
Accessibility : Keyboard Navigation
Test Bank : II
Bloom's : Understand
Difficulty : 02 Medium
Learning Objective : 01-08 (Appendix) Understand graphs, curves, and slopes as they relate to economi
Topic : Appendix: Graphs and Their Meaning

Macroeconomics 22nd edition McConnell Test Bank

468)

X	Y	Z
60	120	15
50	100	15
40	80	15

Variables X and Z in the provided table are

468) _____

A) positively related.
B) negatively related.
C) independent.
D) nonlinearly related.

Question Details
AACSB : Reflective Thinking
Accessibility : Keyboard Navigation
Test Bank : II
Bloom's : Understand
Difficulty : 02 Medium
Learning Objective : 01-08 (Appendix) Understand graphs, curves, and slopes as they relate to economi
Topic : Appendix: Graphs and Their Meaning

Macroeconomics 22nd edition McConnell Test Bank

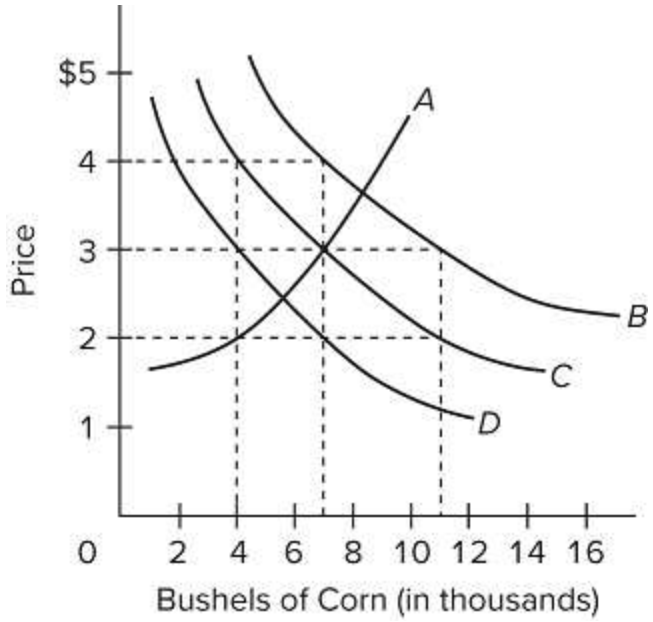

469)

Refer to the following table, which shows the quantities of corn demanded at various levels of corn price (hypothetical data).

Price Per Bushel	Bushels Demanded Per Year
$ 5	2,000
4	4,000
3	7,000
2	11,000
1	16,000

Which curve in the graph shown above best represents the data in the table?

469) _____

A) *A*
B) *B*
C) *C*
D) *D*

Question Details
AACSB : Reflective Thinking
Accessibility : Keyboard Navigation
Test Bank : II
Bloom's : Understand
Difficulty : 02 Medium
Learning Objective : 01-08 (Appendix) Understand graphs, curves, and slopes as they relate to economi
Topic : Appendix: Graphs and Their Meaning

Macroeconomics 22nd edition McConnell Test Bank

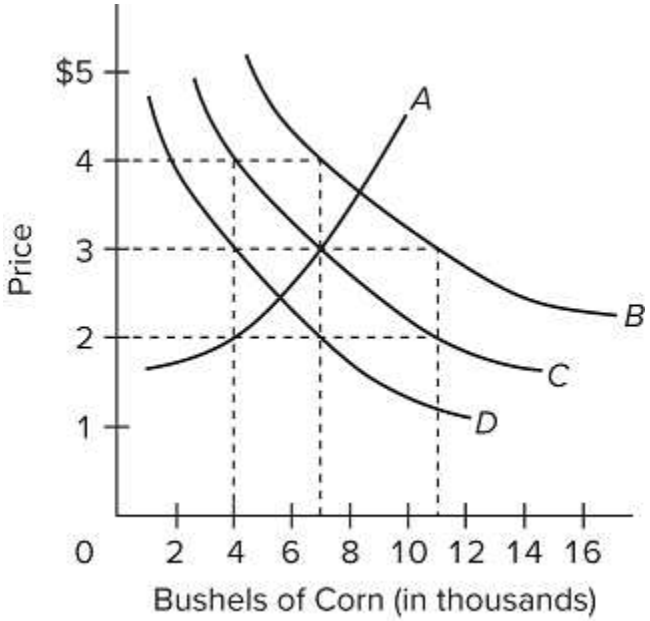

470)

Refer to the provided graph. Which curve shows a direct relationship between price and quantity?

470) _____

A) *A*
B) *B*
C) *C*
D) *D*

Question Details
AACSB : Reflective Thinking
Accessibility : Keyboard Navigation
Test Bank : II
Bloom's : Understand
Difficulty : 02 Medium
Learning Objective : 01-08 (Appendix) Understand graphs, curves, and slopes as they relate to economi
Topic : Appendix: Graphs and Their Meaning

Macroeconomics 22nd edition McConnell Test Bank

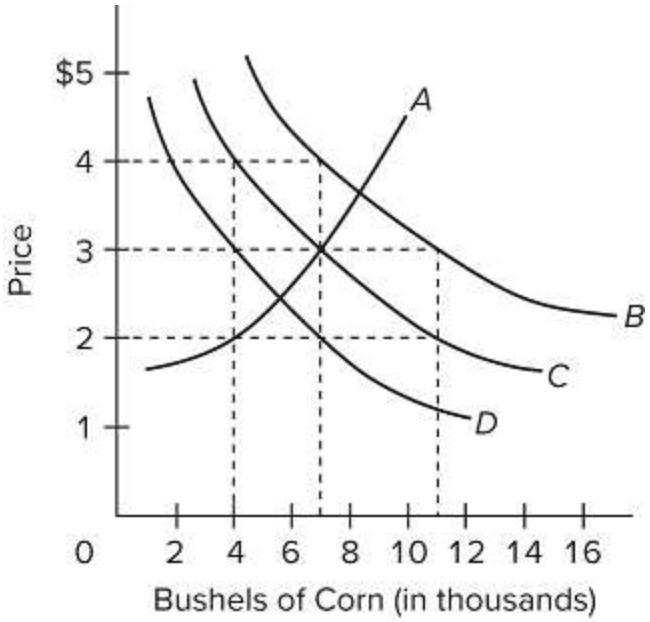

471)

Refer to the provided graph. From the economists' perspective, which is the independent variable and which is the dependent variable?

471) _____

A) Price is the independent variable, and quantity demanded is the dependent variable.
B) Price is the dependent variable, and quantity demanded is the independent variable.
C) Both price and quantity demanded are independent variables.
D) Both price and quantity demanded are dependent variables.

Question Details
AACSB : Reflective Thinking
Accessibility : Keyboard Navigation
Test Bank : II
Bloom's : Understand
Difficulty : 02 Medium
Learning Objective : 01-08 (Appendix) Understand graphs, curves, and slopes as they relate to economi
Topic : Appendix: Graphs and Their Meaning

Macroeconomics 22nd edition McConnell Test Bank

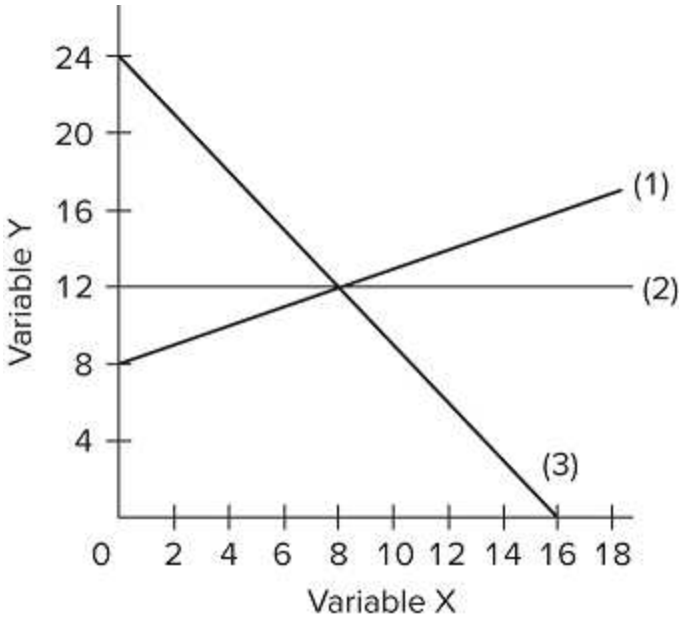

472)

In line (2) on the provided graph, the variables x and y are

472) _____

A) nonlinearly related.
B) directly related.
C) not correlated.
D) inversely related.

Question Details
AACSB : Reflective Thinking
Accessibility : Keyboard Navigation
Test Bank : II
Bloom's : Understand
Difficulty : 02 Medium
Learning Objective : 01-08 (Appendix) Understand graphs, curves, and slopes as they relate to economi
Topic : Appendix: Graphs and Their Meaning

Macroeconomics 22nd edition McConnell Test Bank

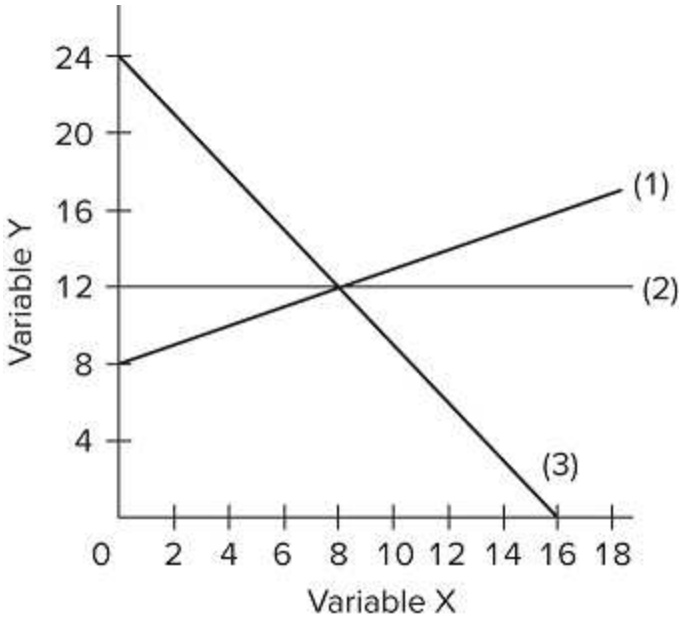

473)

The slope of line (2) on the provided graph is

473) _____

A) 0.
B) 12.
C) 18.
D) infinite.

Question Details
AACSB : Reflective Thinking
Accessibility : Keyboard Navigation
Test Bank : II
Bloom's : Understand
Difficulty : 02 Medium
Learning Objective : 01-08 (Appendix) Understand graphs, curves, and slopes as they relate to economi
Topic : Appendix: Graphs and Their Meaning

Macroeconomics 22nd edition McConnell Test Bank

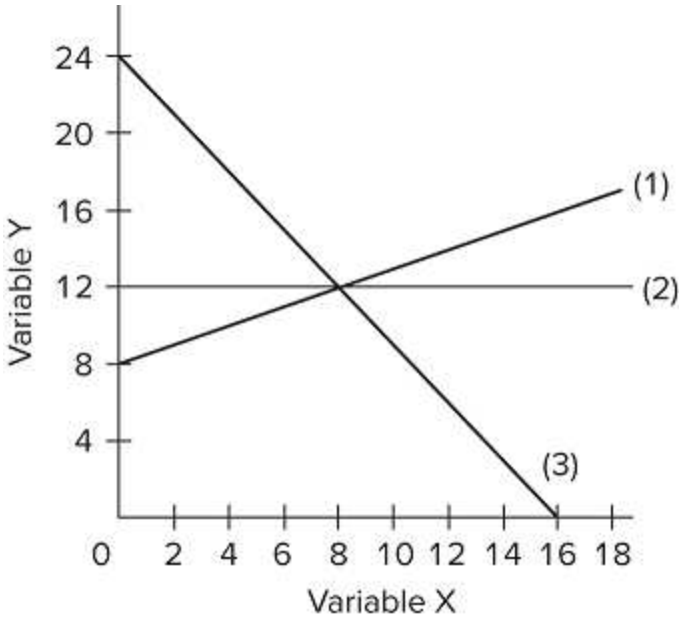

474)

The linear equation for line (1) on the provided graph is

474) _____

A) y = 8 + 2x.
B) y = 8 + 0.5x.
C) x = 8 + 0.5y.
D) y = 8 − 2x.

Question Details
AACSB : Reflective Thinking
Accessibility : Keyboard Navigation
Test Bank : II
Bloom's : Understand
Difficulty : 02 Medium
Learning Objective : 01-08 (Appendix) Understand graphs, curves, and slopes as they relate to economi
Topic : Appendix: Graphs and Their Meaning

Macroeconomics 22nd edition McConnell Test Bank

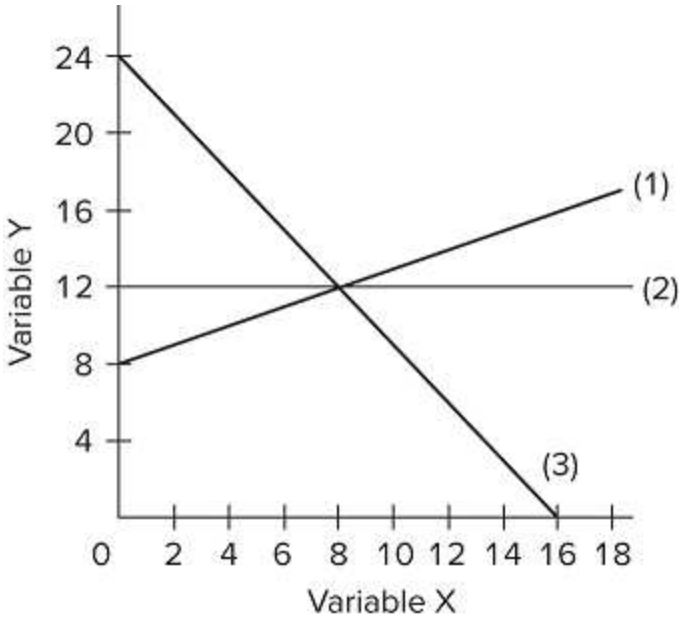

475)
The vertical intercept of line (3) on the provided graph is

475) _____

A) 16.
B) 24/16, or 1.5.
C) 24.
D) −24/16, or −1.5.

Question Details
AACSB : Reflective Thinking
Accessibility : Keyboard Navigation
Test Bank : II
Bloom's : Understand
Difficulty : 02 Medium
Learning Objective : 01-08 (Appendix) Understand graphs, curves, and slopes as they relate to economi
Topic : Appendix: Graphs and Their Meaning

476) If a linear relation is described by the equation C = 35 − 5D, then the vertical intercept of the graph (where C is on the vertical axis) is

476) _____

Macroeconomics 22nd edition McConnell Test Bank

A) 35.
B) −5.
C) 30.
D) not known.

Question Details
AACSB : Reflective Thinking
Accessibility : Keyboard Navigation
Test Bank : II
Bloom's : Understand
Difficulty : 02 Medium
Learning Objective : 01-08 (Appendix) Understand graphs, curves, and slopes as they relate to economi
Topic : Appendix: Graphs and Their Meaning

477) If you knew that the vertical intercept for a straight line was 15, that the slope was −.5, and that the independent variable had a value of 8, the value of the dependent variable would be

477) _____

A) 8.
B) 9.
C) 10.
D) 11.

Question Details
AACSB : Reflective Thinking
Accessibility : Keyboard Navigation
Test Bank : II
Bloom's : Understand
Difficulty : 02 Medium
Learning Objective : 01-08 (Appendix) Understand graphs, curves, and slopes as they relate to economi
Topic : Appendix: Graphs and Their Meaning

478) If you knew that the vertical intercept for a straight line was 150 and that the slope of the line was 4, then the dependent variable would be 250 when the value of the independent variable is

Macroeconomics 22nd edition McConnell Test Bank

478) _____

A) 15.
B) 20.
C) 25.
D) 30.

Question Details
AACSB : Reflective Thinking
Accessibility : Keyboard Navigation
Test Bank : II
Bloom's : Understand
Difficulty : 02 Medium
Learning Objective : 01-08 (Appendix) Understand graphs, curves, and slopes as they relate to economi
Topic : Appendix: Graphs and Their Meaning

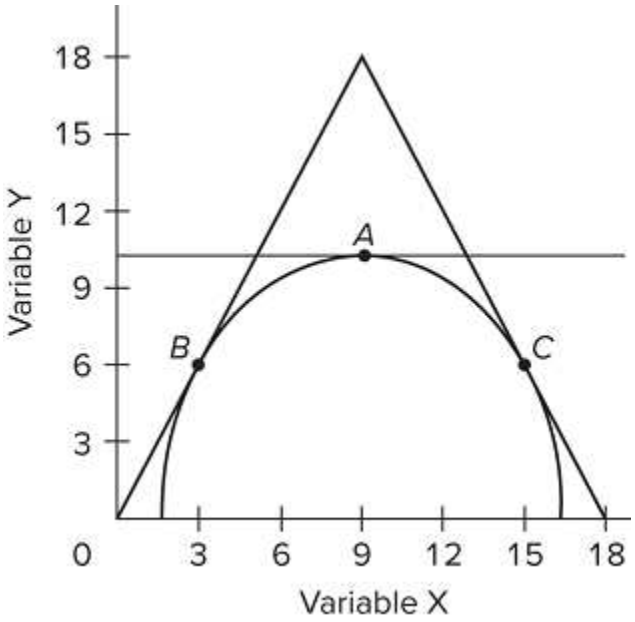

479)
Refer to the provided graph. The slope of the line tangent to the curve at point A is

479) _____

Macroeconomics 22nd edition McConnell Test Bank

A) 0.
B) 0.5.
C) 2.
D) 4.

Question Details
AACSB : Reflective Thinking
Accessibility : Keyboard Navigation
Test Bank : II
Bloom's : Understand
Difficulty : 02 Medium
Learning Objective : 01-08 (Appendix) Understand graphs, curves, and slopes as they relate to economi
Topic : Appendix: Graphs and Their Meaning

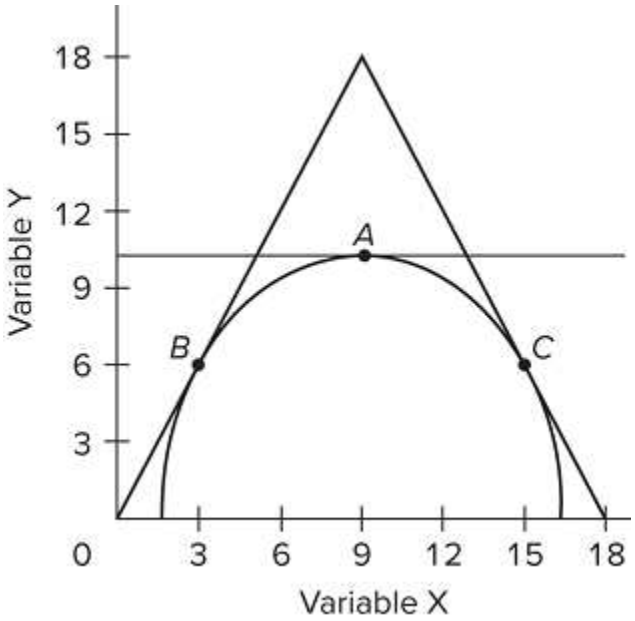

480)
Refer to the provided graph. The slope of the line tangent to the curve at point B is
480) _____

A) 0.5.
B) 3.
C) 6.
D) 2.0.

Macroeconomics 22nd edition McConnell Test Bank

Question Details
AACSB : Reflective Thinking
Accessibility : Keyboard Navigation
Test Bank : II
Bloom's : Understand
Difficulty : 02 Medium
Learning Objective : 01-08 (Appendix) Understand graphs, curves, and slopes as they relate to economi
Topic : Appendix: Graphs and Their Meaning

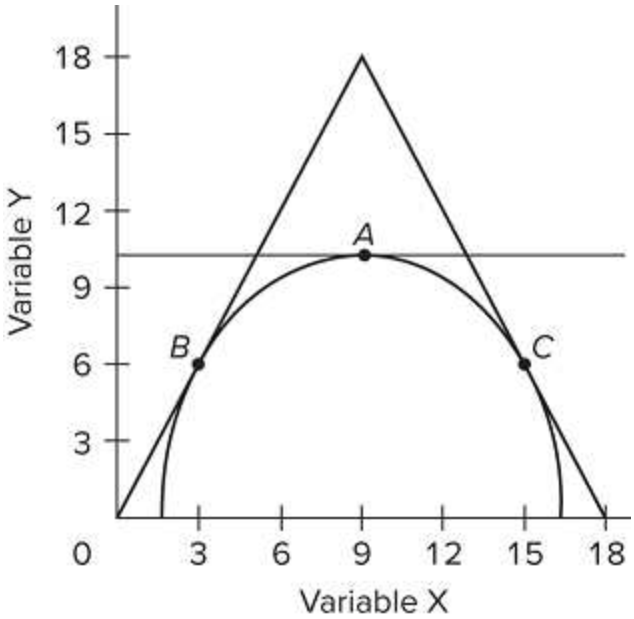

481)
Refer to the provided graph. As we move along the curve from point B to A to C, the slope of the tangent line is

481) _____

A) increasing in algebraic value.
B) decreasing in algebraic value.
C) becoming more positive.
D) becoming less negative.

Macroeconomics 22nd edition McConnell Test Bank

Question Details
AACSB : Reflective Thinking
Accessibility : Keyboard Navigation
Test Bank : II
Bloom's : Understand
Difficulty : 02 Medium
Learning Objective : 01-08 (Appendix) Understand graphs, curves, and slopes as they relate to economi
Topic : Appendix: Graphs and Their Meaning

482) Given: the intercept for a straight line is 12. If the value of the independent variable is 3, then the value of the dependent variable would be 18. The slope of this line is

482) _____

A) 1.
B) 2.
C) 3.
D) 4.

Question Details
AACSB : Reflective Thinking
Accessibility : Keyboard Navigation
Test Bank : II
Bloom's : Understand
Difficulty : 02 Medium
Learning Objective : 01-08 (Appendix) Understand graphs, curves, and slopes as they relate to economi
Topic : Appendix: Graphs and Their Meaning

483) In a linear equation relating income and consumption where consumption is the dependent variable, the intercept is $1,000 and the slope of the line is 0.4. If income is $20,000, then consumption is

483) _____

Macroeconomics 22nd edition McConnell Test Bank

A) $8,000.
B) $9,000.
C) $10,000.
D) $11,000.

Question Details
AACSB : Reflective Thinking
Accessibility : Keyboard Navigation
Test Bank : II
Bloom's : Understand
Difficulty : 02 Medium
Learning Objective : 01-08 (Appendix) Understand graphs, curves, and slopes as they relate to economi
Topic : Appendix: Graphs and Their Meaning

ESSAY. Write your answer in the space provided or on a separate sheet of paper.

484) Write a brief definition of economics.

Question Details
Accessibility : Keyboard Navigation
Bloom's : Remember
Difficulty : 01 Easy
Learning Objective : 01-01 Define economics and the features of the economic perspective.
Topic : The Economic Perspective
Test Bank : III

485) Briefly describe the three interrelated features of the economic perspective.

Macroeconomics 22nd edition McConnell Test Bank

Question Details
Accessibility : Keyboard Navigation
Bloom's : Remember
Difficulty : 01 Easy
Learning Objective : 01-01 Define economics and the features of the economic perspective.
Topic : The Economic Perspective
Test Bank : III

486) What do economists mean when they say that "there is no free lunch"?

Question Details
Accessibility : Keyboard Navigation
Learning Objective : 01-01 Define economics and the features of the economic perspective.
Topic : The Economic Perspective
Bloom's : Understand
Difficulty : 02 Medium
Test Bank : III

487) (Consider This) What two lessons can we learn from Facebook's "free" service?

Question Details
Accessibility : Keyboard Navigation
Bloom's : Remember
Difficulty : 01 Easy
Learning Objective : 01-01 Define economics and the features of the economic perspective.
Topic : The Economic Perspective
Test Bank : III

488) Is rational self-interest the same thing as selfishness? Explain.

Macroeconomics 22nd edition McConnell Test Bank

Question Details
Accessibility : Keyboard Navigation
Learning Objective : 01-01 Define economics and the features of the economic perspective.
Topic : The Economic Perspective
Bloom's : Understand
Difficulty : 02 Medium
Test Bank : III

489) Why are economic theories and principles purposeful simplifications?

Question Details
Accessibility : Keyboard Navigation
Learning Objective : 01-02 Describe the role of economic theory in economics.
Topic : Theories, Principles, and Models
Bloom's : Understand
Difficulty : 02 Medium
Test Bank : III

490) Explain the importance of the *ceteris paribus*, or "other-things-equal," assumption.

Macroeconomics 22nd edition McConnell Test Bank

Question Details
Accessibility : Keyboard Navigation
Learning Objective : 01-02 Describe the role of economic theory in economics.
Topic : Theories, Principles, and Models
Bloom's : Understand
Difficulty : 02 Medium
Test Bank : III

491) Distinguish between microeconomics and macroeconomics.

Question Details
Accessibility : Keyboard Navigation
Bloom's : Remember
Difficulty : 01 Easy
Learning Objective : 01-03 Distinguish microeconomics from macroeconomics and positive economics from
Topic : Microeconomics and Macroeconomics
Test Bank : III

492) Distinguish between a positive economic statement and a normative economic statement.

Question Details
Accessibility : Keyboard Navigation
Bloom's : Remember
Difficulty : 01 Easy
Learning Objective : 01-03 Distinguish microeconomics from macroeconomics and positive economics from
Topic : Microeconomics and Macroeconomics
Test Bank : III

493) Explain the individual's economizing problem.

Macroeconomics 22nd edition McConnell Test Bank

Question Details
Accessibility : Keyboard Navigation
Bloom's : Understand
Difficulty : 02 Medium
Learning Objective : 01-04 Explain the individuals economizing problem and illustrate trade-offs, opp
Topic : Individuals Economizing Problem
Test Bank : III

494) How will an increase in income affect the budget line for two goods, all other things equal?

Question Details
Accessibility : Keyboard Navigation
Bloom's : Understand
Difficulty : 02 Medium
Learning Objective : 01-04 Explain the individuals economizing problem and illustrate trade-offs, opp
Topic : Individuals Economizing Problem
Test Bank : III

495) Will an increase in income solve an individual′s economizing problem?

Macroeconomics 22nd edition McConnell Test Bank

Question Details
Accessibility : Keyboard Navigation
Bloom's : Understand
Difficulty : 02 Medium
Learning Objective : 01-04 Explain the individuals economizing problem and illustrate trade-offs, opp
Topic : Individuals Economizing Problem
Test Bank : III

496) List the four resource categories, and give a brief description of each.

Question Details
Accessibility : Keyboard Navigation
Bloom's : Remember
Difficulty : 01 Easy
Learning Objective : 01-05 List the categories of scarce resources and explain societys economizing p
Topic : Societys Economizing Problem
Test Bank : III

497) What four basic functions does the entrepreneur perform for the economy?

Question Details
Accessibility : Keyboard Navigation
Bloom's : Remember
Difficulty : 01 Easy
Learning Objective : 01-05 List the categories of scarce resources and explain societys economizing p
Topic : Societys Economizing Problem
Test Bank : III

498) Explain the economic rationale for the law of increasing opportunity costs.

Macroeconomics 22nd edition McConnell Test Bank

Question Details
Accessibility : Keyboard Navigation
Bloom's : Understand
Difficulty : 02 Medium
Learning Objective : 01-06 Apply production possibilities analysis.
Topic : Production Possibilities Model
Test Bank : III

499) How is the most-valued or optimal point on the production possibilities curve determined?

Question Details
Accessibility : Keyboard Navigation
Bloom's : Understand
Difficulty : 02 Medium
Learning Objective : 01-06 Apply production possibilities analysis.
Topic : Production Possibilities Model
Test Bank : III

500) Economic growth is the result of what factors?

Macroeconomics 22nd edition McConnell Test Bank

Question Details
Accessibility : Keyboard Navigation
Bloom's : Remember
Difficulty : 01 Easy
Learning Objective : 01-07 Explain how economic growth and international trade increase consumption p
Topic : Unemployment, Growth, and the Future
Test Bank : III

501) What do economists mean when they say that spending on capital goods (investment) is spending on "goods for the future?"

Question Details
Accessibility : Keyboard Navigation
Bloom's : Understand
Difficulty : 02 Medium
Learning Objective : 01-07 Explain how economic growth and international trade increase consumption p
Topic : Unemployment, Growth, and the Future
Test Bank : III

502) (Last Word) What fundamental economic principle does Starbucks use in making business decisions?

Question Details
Accessibility : Keyboard Navigation
Learning Objective : 01-01 Define economics and the features of the economic perspective.
Topic : The Economic Perspective
Bloom's : Understand
Difficulty : 02 Medium
Test Bank : III

Macroeconomics 22nd edition McConnell Test Bank

503) (Last Word) What are the benefits to society from Starbucks using marginal analysis to make their business decisions?

Question Details
Accessibility : Keyboard Navigation
Learning Objective : 01-01 Define economics and the features of the economic perspective.
Topic : The Economic Perspective
Bloom's : Understand
Difficulty : 02 Medium
Test Bank : III

504) Why do economists use graphs in their work?

Question Details
Accessibility : Keyboard Navigation
Bloom's : Understand
Difficulty : 02 Medium
Learning Objective : 01-08 (Appendix) Understand graphs, curves, and slopes as they relate to economi
Topic : Appendix: Graphs and Their Meaning
Test Bank : III

505) In a two-dimensional graph showing the relationship between income and consumption in the economy, what is shown on the vertical axis and what is shown on the horizontal axis?

Macroeconomics 22nd edition McConnell Test Bank

Question Details
Accessibility : Keyboard Navigation
Bloom's : Remember
Difficulty : 01 Easy
Learning Objective : 01-08 (Appendix) Understand graphs, curves, and slopes as they relate to economi
Topic : Appendix: Graphs and Their Meaning
Test Bank : III

506) Define what is meant by a positive or direct relationship between two variables, and describe the line graph depicting such a relationship.

Question Details
Accessibility : Keyboard Navigation
Bloom's : Remember
Difficulty : 01 Easy
Learning Objective : 01-08 (Appendix) Understand graphs, curves, and slopes as they relate to economi
Topic : Appendix: Graphs and Their Meaning
Test Bank : III

507) Define what is meant by an inverse relationship between two variables, and describe the line graph depicting such a relationship.

Macroeconomics 22nd edition McConnell Test Bank

Question Details
Accessibility : Keyboard Navigation
Bloom's : Remember
Difficulty : 01 Easy
Learning Objective : 01-08 (Appendix) Understand graphs, curves, and slopes as they relate to economi
Topic : Appendix: Graphs and Their Meaning
Test Bank : III

508) Differentiate between the independent and dependent variables in an economic relationship.

Question Details
Accessibility : Keyboard Navigation
Bloom's : Understand
Difficulty : 02 Medium
Learning Objective : 01-08 (Appendix) Understand graphs, curves, and slopes as they relate to economi
Topic : Appendix: Graphs and Their Meaning
Test Bank : III

509) There are two sets of x, y points on a straight line in a two-variable graph with y on the vertical axis and x on the horizontal axis. What would be the linear equation for the line if one set of points were (0, 9) and the other set were (13, 61)?

Question Details
Accessibility : Keyboard Navigation
Bloom's : Understand
Difficulty : 02 Medium
Learning Objective : 01-08 (Appendix) Understand graphs, curves, and slopes as they relate to economi
Topic : Appendix: Graphs and Their Meaning
Test Bank : III

Macroeconomics 22nd edition McConnell Test Bank

Macroeconomics 22nd Edition by McConnell CH02

Macroeconomics 22nd edition McConnell Test Bank

Macroeconomics 22nd Edition by McConnell CH02

Answer Key

Test name: CH01B

1) FALSE
2) FALSE
3) FALSE
4) FALSE
5) FALSE
6) FALSE
7) FALSE
8) TRUE
9) TRUE
10) TRUE
11) TRUE
12) FALSE
13) TRUE
14) FALSE
15) TRUE
16) FALSE
17) FALSE
18) FALSE
19) FALSE
20) TRUE
21) FALSE
22) FALSE
23) TRUE
24) FALSE
25) TRUE
26) FALSE

Macroeconomics 22nd edition McConnell Test Bank

27) FALSE
28) FALSE
29) TRUE
30) FALSE
31) FALSE
32) FALSE
33) FALSE
34) FALSE
35) FALSE
36) TRUE
37) FALSE
38) FALSE
39) FALSE
40) FALSE
41) TRUE
42) FALSE
43) FALSE
44) FALSE
45) TRUE
46) FALSE
47) TRUE
48) FALSE
49) FALSE
50) FALSE
51) FALSE
52) FALSE
53) FALSE
54) FALSE
55) FALSE
56) FALSE

Macroeconomics 22nd edition McConnell Test Bank

57) TRUE
58) TRUE
59) FALSE
60) FALSE
61) FALSE
62) C
63) D
64) A
65) B
66) A
67) A
68) A
69) B
70) C
71) B
72) C
73) B
74) A
75) B
76) A
77) B
78) B
79) D
80) D
81) A
82) C
83) B
84) A
85) D
86) A

Macroeconomics 22nd edition McConnell Test Bank

87) B
88) C
89) D
90) D
91) B
92) A
93) C
94) C
95) A
96) D
97) A
98) D
99) B
100) B
101) C
102) B
103) D
104) D
105) C
106) B
107) A
108) C
109) B
110) B
111) C
112) D
113) C
114) A
115) C
116) C

Macroeconomics 22nd edition McConnell Test Bank

117) D
118) B
119) C
120) B
121) A
122) C
123) A
124) B
125) C
126) C
127) B
128) A
129) D
130) A
131) D
132) D
133) A
134) B
135) A
136) C
137) B
138) B
139) C
140) A
141) D
142) D
143) C
144) B
145) C
146) B

Macroeconomics 22nd edition McConnell Test Bank

147) B
148) A
149) B
150) C
151) C
152) B
153) A
154) C
155) C
156) D
157) B
158) D
159) C
160) B
161) A
162) B
163) B
164) D
165) B
166) D
The price of each good is found by dividing the given money income by the maximum quantity of the good that can be purchased. For example, with an income of $50 and a maximum quantity of C of 5 units, the price of C is $10 (= $50/5).

167) A
168) D
169) A
170) A
171) A
172) C
173) D

Macroeconomics 22nd edition McConnell Test Bank

174) A
$0.50 = 10/20; $1.00 = 10/10; alternatively, price = money income divided by the quantity of the good at the intercept. The price for each good is found by taking the money income and dividing by the quantity of that good at the intercept.

175) B
176) B
177) D
178) B
The slope of the budget line is found by dividing the price of the good shown on the horizontal axis ($3) by the price of the good shown on the vertical axis ($15).

179) D
180) B
181) C
The value of the gift card represents Julia's income. The quantities of lattes and muffins shown assume that the amount of the gift card is spent entirely on one good or the other. There is not enough income for Julia to purchase the maximum quantities of both goods.

182) B
The amount of Grandma Mary offers to spend represents Camille's income. The combination that is attainable is one where the combined expenditure is less than or equal to the income. The total expenditure (E) for each combination of lollipops (L) and candy bars (C) is found using the following formula: $E = P_L L + P_C C$, where P_L and P_C are the prices of lollipops and candy bars, respectively.

183) B
184) C
185) A
186) D

Macroeconomics 22nd edition McConnell Test Bank

187) C
188) B
189) A
190) A
191) D
If a consumer spends all of their income on the two goods, apples and bananas, then their total spending must equal their income (or budget). The total expenditure (E) for each combination of apples (A) and bananas (B) is found using the following formula: $E = P_A A + P_B B$, where P_A and P_B are the prices of apples and bananas, respectively. In this example, since the consumer spends on just apples or just bananas, the maximum amounts are found where $E = P_A A$, and $E = P_B B$.

192) D
The slope of the budget line is found by taking the price of the good measured on the horizontal axis and dividing it by the price of the good on the vertical axis. Reflecting the tradeoff the consumer must make between the two goods, the slope is negative. In this case the slope = −\$1.50/\$0.75.

193) A
The total expenditure (E) for each combination of apples (A) and bananas (B) is found using the following formula: $E = P_A A + P_B B$, where P_A and P_B are the prices of apples and bananas, respectively. In this example, since whatever income remains ($E - P_A A$) must be spent on bananas, the total quantity of bananas purchased will be calculated as $B = (E - P_A A)/P_B$.

194) D

Macroeconomics 22nd edition McConnell Test Bank

The opportunity cost measures how many bananas must be sacrificed to obtain one more apple. This is found by taking the ratio of the price of apples ($1.50) to the price of bananas ($0.75).

195) A
The opportunity cost measures how many bananas must be sacrificed to obtain one more apple. This is found by taking the ratio of the total price of bananas ($1.50) to the price of apples ($1.50).

196) A
197) C
198) D
199) A
200) D
201) B
202) D
203) D
204) A
205) D
206) B
207) B
208) A
209) C
210) A
211) C
212) D
213) B
214) B
215) A
216) C
217) A

Macroeconomics 22nd edition McConnell Test Bank

218) D
219) A
220) C
221) A
222) B
223) A
224) C
225) B
226) D
227) B
228) A
229) C
230) A
231) D
To find the opportunity cost of the "nth" unit (e.g. the tenth unit) of consumer goods, divide one (the change in capital goods between the two alternatives) by the difference between the two alternatives for consumer goods either side of this unit. For the tenth unit, the alternatives on either side are 9 and 12 units of consumer goods; their difference is 3 (= 12− 9). So for the tenth unit of consumer goods, the opportunity cost = 1/3 of a unit of capital goods.

232) A
233) C
234) A
235) B
236) C
237) A
238) C
239) D
240) D

Macroeconomics 22nd edition McConnell Test Bank

241) D
242) C
243) C
244) B
245) A
246) D
247) B
248) D
249) C
250) A
251) D
252) C
253) D
254) A
255) D
256) B
257) C
258) C
259) A
260) A
261) B
262) D
263) B
264) B
265) D
266) B
267) D

Macroeconomics 22nd edition McConnell Test Bank

To find the opportunity cost of the "nth" unit (e.g. the third unit) of capital, find the difference between the two alternatives for consumer goods on either side of this unit. For the third unit, the alternatives on either side are 15 and 21 units of consumer goods; their difference is 6 units (= 21 − 15). So for the third unit of capital goods, the opportunity cost = 6 units units of consumer goods.

268) D
To find the opportunity cost of the "nth" unit (e.g. the eleventh unit) of consumer goods, divide one (the change in capital goods between the two alternatives) by the difference between the two alternatives for consumer goods either side of this unit. For the eleventh unit, the alternatives on either side are 10 and 18 units of consumer goods; their difference is 8 (= 18 − 10). So for the eleventh unit of consumer goods, the opportunity cost = 1/(18 − 10) = 1/8 of a unit of capital goods.

269) B
270) D
271) A
272) C
273) B
274) A
To find the (opportunity) cost of the additional units of computers, take the difference between the starting and ending values for bicycles. For example, if society is currently producing 9 units of bicycles and 4 units of computers, in order to produce 6 units of computers, bicycle output will have to fall to 5 units. That makes the cost of the computer increase of 2 units equal to 4 (= 9 − 5).

275) B
276) B

Macroeconomics 22nd edition McConnell Test Bank

To find the (opportunity) cost of the additional units of bicycles, take the difference between the starting and ending values for computers. For example, if society is currently producing 5 units of bicycles and 6 units of computers, in order to produce 2 more units of bicycles, computer output will have to fall to 5 units. That makes the cost of the 2 units of bicycles equal to 1 unit (= 6 − 5).

277) B
278) D
279) C
280) A
281) C
282) A
283) A
284) B
285) C
286) B
287) B
288) D
289) A
290) B
291) A
292) B
293) A
294) C
295) A
296) B
297) C
298) A
299) C
300) C
301) D
302) B

Macroeconomics 22nd edition McConnell Test Bank

303) A
304) A
305) B
306) C
307) C
To find the opportunity cost of the "nth" unit (e.g. the third unit) of steel, find the change in wheat that corresponds with producing the "nth" unit (e.g. moving from 2 units of steel to 3 units). The opportunity cost is the difference between the two quantities for wheat. To produce the third unit of steel, wheat production must fall from 75 to 55; their difference is 20 (= 55 − 75). So for the third unit of steel, the opportunity cost is 20 units of wheat.

308) D
To find the opportunity cost of the "nth" unit (e.g. the 91st unit) of wheat in terms of steel, divide one (the change in steel from one alternative to the next by the difference between the two alternatives for wheat on either side of this unit. For the 91st unit, the alternatives on either side are 90 and 100 units of wheat; their difference is 10 units (= 100 − 90). So for the 91st unit of wheat, the opportunity cost = 1/(100 − 90) = 1/10 of a unit of steel.

309) A
310) D
311) B
312) B
To find the opportunity cost of producing "X" number of additional autos (e.g. 100 between combinations C to B), find the change in the output of tanks over same range (e.g. from C to B, the change in the number of tanks is 1 (= 2 − 1).

313) B

Macroeconomics 22nd edition McConnell Test Bank

To find the total opportunity cost of producing "X" number of tanks (e.g. three units), subtract the number of autos corresponding with the production alternative for the number of tanks produced (e.g. at production alternative of three tanks, 650 autos are produced) from the maximum number of autos that can be produced (1,000). For 350 tanks produced, the total opportunity cost is 350 (= 1,000 − 650).

314) B
To find the total opportunity cost of producing “nth” unit of tanks (e.g. fourth), subtract the number of autos corresponding with the production alternative for the number of tanks produced from the number of autos produced at the previous alternative. The marginal opportunity cost is 300 (= 650 − 350).

315) C
316) D
317) A
318) A
319) A
320) B
321) C
Any point that would lie on or inside the production possibilities curve is attainable. Anything that would lie outside (e.g. 10 drill presses and 4 bread) is unattainable.

322) C
To find the total opportunity cost of a number of units (e.g. 9) of drill presses, calculate how many units of the other good (bread) would have to be sacrificed to move from 0 to 9 on the drill press axis. In this example, to move from 0 to 9 in drill press production, society would have to move from 4 to 1 in bread production. The change of 3 units (= 4 − 1) represents the opportunity cost of producing 9 drill presses.

323) D

Macroeconomics 22nd edition McConnell Test Bank

To find the marginal opportunity cost of a unit of a good (e.g. the fourth unit of bread), calculate how many units of the other good (drill presses) would have to be sacrificed to move from 3 to 4 units of bread. In this example, society would have to move from 4 units of drill presses to 0 units, so the opportunity cost of the fourth unit of bread is 4 units of drill presses (= 4 − 0).

324) D
325) A
326) A
327) C
328) B
329) A
330) B
331) C
332) C
333) A
334) A
335) C
336) B
337) A
338) D
339) C
340) A
341) A
342) B
343) C
344) D
345) D
346) C
347) D
348) C

Macroeconomics 22nd edition McConnell Test Bank

The concept of opportunity cost refers to the trade-off of one good that must be made in order to obtain more of another, assuming fixed resources and technology. Visually this is represented by movement along a stable production possibilities curve. Changes involving moving to another curve would mean that available resources and technology had changed, potentially meaning that more of a particular good could be obtained without facing the tradeoff of sacrificing another.

349) A

350) A

Improvements in technology shift out the production possibilities curve, usually allowing a society to produce more of both goods. Visually this is represented by moving from one curve to a curve further to the right (e.g. from PP_1 to PP_2).

351) B

352) B

353) C

354) C

355) B

356) C

357) A

358) B

359) B

360) B

361) B

362) B

363) A

364) D

365) A

366) B

367) C

368) B

369) C

370) B

371) D

372) D

Macroeconomics 22nd edition McConnell Test Bank

373) A
374) C
375) D
376) A
377) C
378) B
379) C
380) C
381) B
382) B
383) D
384) C
385) B
386) B
387) B
388) C
389) C
390) B
391) C
392) C
393) C
394) A
395) C
396) D
397) C
398) B
399) C
400) B
401) C
402) D

Macroeconomics 22nd edition McConnell Test Bank

403) C
404) D
405) C
406) C
407) D
408) C
409) C
410) C
411) C
412) B
413) D
414) B
415) B
416) A
417) B
418) B
419) B
420) B
421) A
422) C
423) A
424) C
425) C
426) D
427) B
428) D
429) B
430) C
431) A
432) B

Macroeconomics 22nd edition McConnell Test Bank

433) D
434) D
435) D
436) A
437) B
438) C
439) A
440) A
441) B
442) D
443) B
444) B
445) C
446) C
447) A
448) A
449) C
450) A
451) C
452) D
453) B
454) A
455) C
456) A
457) D
458) A
459) B
460) C
461) B
462) C

Macroeconomics 22nd edition McConnell Test Bank

463) D
464) C
465) C
466) A
467) A
468) C
469) C
470) A
471) A
472) C
473) A
474) B
475) C
476) A
477) D
478) C
479) A
480) D
481) B
482) B
483) B
484) Economics is the social science concerned with how individuals, institutions, and society make optimal (best) choices under conditions of scarcity.

485) Features of the economic perspective are: (1) scarcity and choice, which means that the economic resources needed to make goods and services are in limited supply so we must make choices; (2) purposeful behavior, which means we assume that human behavior reflects rational self-interest; and (3) marginal analysis, which means comparing the marginal (or extra) benefit and marginal cost when making decisions.

Macroeconomics 22nd edition McConnell Test Bank

486) It means that there is an opportunity cost to all economic choices. If something that appears free was produced with scarce resources, then using those resources in the free product means that they are not available for production of some other product. If someone offers you a free lunch, it may be free to you, but someone has to bear the cost. Plus, the resources that went into producing that lunch are no longer available for producing other things.

487) Lesson One: If you are consuming a good or service and not paying for it, the cost is being borne by someone else. Lesson Two: Companies don't usually give freebies to be nice; they do it as part of their business model. Facebook grants users free access to its platform to make sure that it has as many "eyes" as possible to sell to advertisers.

488) No, self-interested behavior means that individuals are pursuing opportunities to increase their utility, which is the pleasure, happiness, or satisfaction obtained from consuming goods or services. Increasing one's wages, rent, or profit usually requires identifying and satisfying someone else's wants. Also, people make personal sacrifices for others by contributing to charities, and parents help pay for their children's education because they derive pleasure from doing so.

489) The full scope of economic reality itself is too complex to be fully understood. In developing theories, principles, and models, economists remove the clutter and simplify. Despite their simplifications, good theories do a good job of explaining and predicting how individuals and institutions actually behave in producing, exchanging, and consuming goods and services.

Macroeconomics 22nd edition McConnell Test Bank

490) *Ceteris paribus*is an important assumption we use in economics that means all other factors other than those being considered do not change and are held constant. Holding other things equal is helpful because the economist can then focus on the relationship between the variables under consideration without being confused by changes in other variables.

491) Microeconomics is the part of economics concerned with decision making by an individual unit such as a household, a firm, or an industry. Microeconomics looks at individual markets, specific goods and services, and product and resource prices. Macroeconomics is the part of economics concerned with the performance and behavior of the economy as a whole. Macroeconomics focuses on economic growth, the business cycle, interest rates, inflation, and the behavior of major economic aggregates such as the household, business, and government sectors.

492) Positive economics uses the analysis of facts or data to establish generalizations about economic behavior. It avoids value judgments and tries to establish scientific statements about economic behavior. Positive economics is concerned with "what is." Normative economics involves value judgments about what the economy should be like. It is focused on which economic goals and policies should be implemented. Normative economics embodies "what ought to be."

493) The individual's economizing problem is that we have limited income but seemingly insatiable wants. It is in our self-interest to economize: to pick and choose goods and services that maximize our satisfaction given the limitations we face.

494) An increase in income will shift the budget line to the right and the buyer can now buy more of both goods than before.

Macroeconomics 22nd edition McConnell Test Bank

495) No, even with more income, people still face spending trade-offs, choices, and opportunity costs.

496) Land: This includes all natural resources used in the production process. Land consists of forests, minerals, water resources, and arable land. Labor: This consists of physical actions and mental activities that people contribute to the production of goods and services. Labor includes work-related activities of a retail clerk, teacher, pro football player, and nuclear physicist. Capital: This includes all manufactured aids used in the production of goods and services. Capital includes factories, storage, transportation, and distribution facilities, as well as tools and machinery. Entrepreneurial ability: This is a special human resource and is someone who takes the initiative, makes strategic decisions, innovates, and bears the risk of putting an idea into action.

497) Entrepreneurs take the initiative in combining resources to produce a good or service; make the strategic business decisions for the enterprise; innovate by commercializing new products, new production techniques, or even new forms of business organization; and bear risk-they take on risk by devoting their time, effort, and ability to commercialize new products and ideas.

498) The law of increasing opportunity costs states as we increase the production of a particular good, the opportunity cost of producing an additional unit rises. This is because economic resources are not completely adaptable to alternative uses. Many resources are better at producing one type of good than at producing others; therefore, if they are shifted away from producing the good they are better suited for to producing another good they are less suited for, it will take more of the resources. This lack of perfect flexibility, or interchangeability, on the part of resources causes society's increasing opportunity costs.

Macroeconomics 22nd edition McConnell Test Bank

499) Since a society can produce at any point on the production possibilities curve with full employment and productive efficiency, the decision about where to produce centers on comparisons of marginal benefit (MB) and marginal cost (MC). Any economic activity should be expanded as long as marginal benefit exceeds marginal cost. Economic activity should be reduced if marginal cost exceeds marginal benefit. The optimal amount of the activity occurs where MB = MC. Society uses the same logic to make its production decision as individuals do to make their consumption decisions.

500) Increases in the quantity of resources, the quality of resources, and increases in technology. Although resource supplies are fixed at any specific moment, they change over time. For instance, a nation's growing population increases the supply of labor and entrepreneurial ability. Also, labor quality usually improves over time via more education and training. The net effect of increases in resources is society's ability to produce more consumer goods and more capital goods. Technology increases that consist of improved methods of production allow society to produce more goods with available resources.

501) Spending on capital goods or "goods for the future" include capital goods, research, education, and preventive medicine; these are all ingredients for economic growth. By devoting more of its current output to capital, the economy will have greater future production capacity and economic growth.

Macroeconomics 22nd edition McConnell Test Bank

502) Starbucks' management team makes business decisions based on a careful comparison of marginal cost and marginal benefit. For instance, when determining where the next store should be, the best potential locations are those for which the projected marginal benefit (MB) exceeds the projected marginal cost (MC) by the greatest amount. To avoid saturation, if Starbucks has done its job right, MB will equal MC for the very last store that it builds in a particular city. And, to make menu changes, for each potential new menu item, Starbucks will estimate MB and MC. Only items for which MB > MC will even be considered. The top candidate will be the one for which MB exceeds MC by the largest amount.

503) Comparing marginal benefit (MB) with marginal cost (MC) when making its business decisions is beneficial for society because the more MB that Starbucks can get from any given amount of MC, the better the company becomes at dealing with scarcity and getting the most of what people want out of the limited resources available to produce goods and services.

504) Graphs are a convenient way to represent relationships between two economic variables. By providing a picture, we more readily comprehend the economic relationship.

505) Income would be shown on the horizontal axis because it is the independent variable, the variable that changes first. Consumption would be placed on the vertical axis since it is dependent on how income changes; the dependent variable is the variable that changes in response to the first variable's change.

Macroeconomics 22nd edition McConnell Test Bank

506) A positive (or direct) relationship between two variables means that the variables change in the same direction. So, if the first variable increases, the second variable will increase in response. If the first variable decreases, the second variable will decrease too. A positive relationship graphs as an up-sloping line.

507) An inverse relationship between two variables means that the variables change in opposite directions. So, if the first variable increases, the second variable will decrease in response. If the first variable decreases, the second variable will increase. An inverse relationship graphs as a down-sloping line.

508) The independent variable is the variable that changes first and causes a change in another variable. The dependent variable changes as a consequence of the change in the first variable and is the effect, or outcome.

509) The vertical intercept is 9, and the slope is found by taking the vertical change and dividing it by the horizontal change (52/13 = 4). The linear equation is $y = 9 + 4x$.

Macroeconomics 22nd edition McConnell Test Bank