Microeconomics (Canadian) 17th edition McConnell Test Bank

SKU: 9781265698140-TEST-BANK

Chapter 03 Test Bank

CORRECT ANSWERS ARE LOCATED IN THE 2ND HALF OF THIS DOC.

TRUE/FALSE - Write 'T' if the statement is true and 'F' if the statement is false.

1) Rational individuals may make different choices because their information and circumstances differ.
   - ◎ true
   - ◎ false

2) Positive economics tells us that: Certain inherently desirable products such as education and health care should be produced so long as resources are available.
   - ◎ true
   - ◎ false

3) Marginal analysis means that decision-makers compare the extra benefits with the extra costs of a specific choice.
   - ◎ true
   - ◎ false

4) Choices entail marginal costs because resources are scarce.
   - ◎ true
   - ◎ false

5) If economic theories are solidly based on relevant facts, then there can be no question as to the character of appropriate economic policy.
   - ◎ true
   - ◎ false

6) The fact that economic generalizations are abstract renders them impractical and useless.
   - ◎ true
   - ◎ false

Microeconomics (Canadian) 17th edition McConnell Test Bank

7) Macroeconomics explains the behaviour of individual households and business firms; microeconomics is concerned with the behaviour of aggregates or the economy as a whole.
   - ◎ true
   - ◎ false

8) Positive statements are expressions of value judgments.
   - ◎ true
   - ◎ false

9) Normative statements are expressions of facts.
   - ◎ true
   - ◎ false

10) Individuals face an economic problem but society does not.
   - ◎ true
   - ◎ false

11) The entrepreneur's sole function is to combine other resources (land, labour, and capital) in the production of some good or service.
   - ◎ true
   - ◎ false

12) Products and services are scarce because resources are scarce.
   - ◎ true
   - ◎ false

13) The process by which new capital goods are accumulated is known as investment.
   - ◎ true
   - ◎ false

Microeconomics (Canadian) 17th edition McConnell Test Bank

14) The production possibilities curve shows various combinations of two products which an economy can produce when achieving full employment and productive efficiency.

- true
- false

15) An economy will always operate at some point on its production possibilities curve.

- true
- false

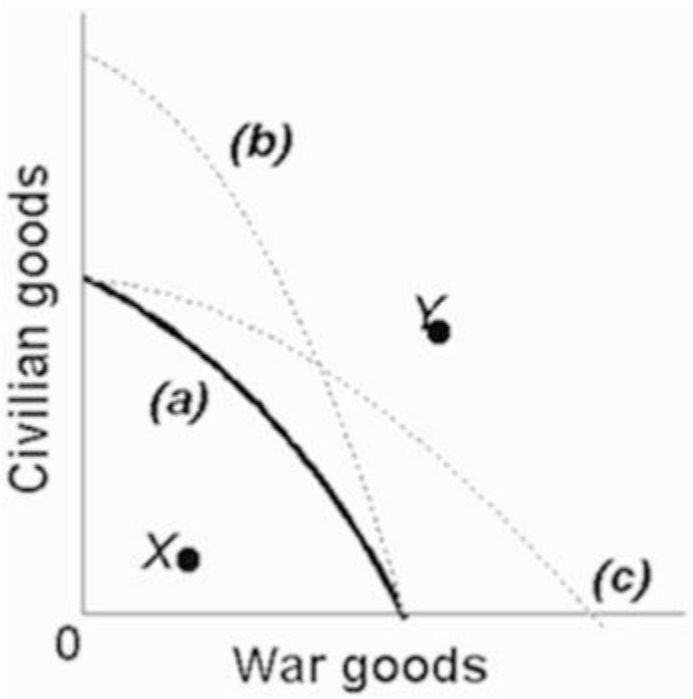

16)

Refer to the above production possibilities curves. Given production possibilities curve (a), point Y indicates that society is failing to use available resources efficiently.

- true
- false

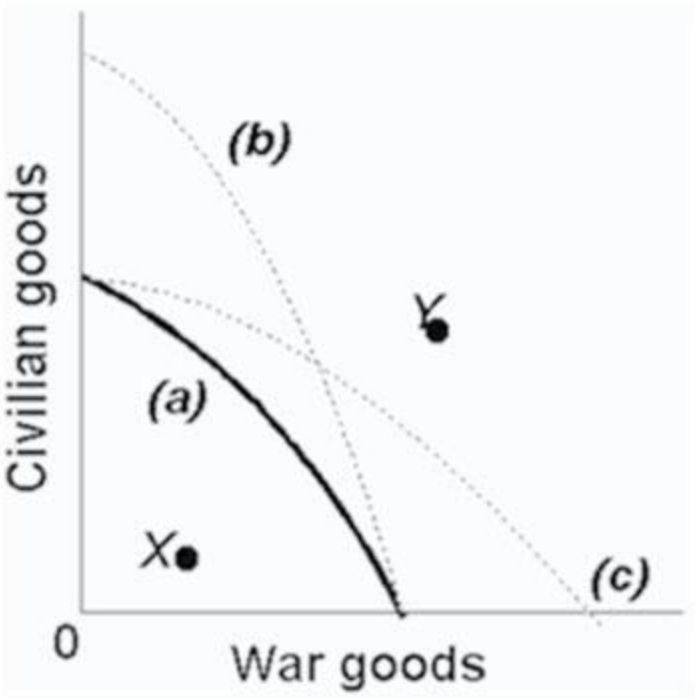

17)

Refer to the above production possibilities curves. The movement from curve (a) to curve (b) implies an increase in the quantity and/or quality of society's productive resources.

- true
- false

18) {MISSING IMAGE}

Refer to the above production possibilities curves. Given production possibilities curve (a), the combination of civilian and war goods indicated by point X is unattainable to this economy.

- true
- false

19) An economy cannot produce at a point outside of its production possibilities curve because human material wants are insatiable.

- true
- false

Microeconomics (Canadian) 17th edition McConnell Test Bank

20) Although sleeping in on a workday or school day has an opportunity cost, sleeping late on the weekend does not.

- ◎ true
- ◎ false

21) Recessions are characterised by points that are not attainable on the production possibilities curve.

- ◎ true
- ◎ false

22) Refer to the production possibilities curves. The movement from curve (a) to curve (c) indicates an improvement in civilian goods technology but not in war goods technology.

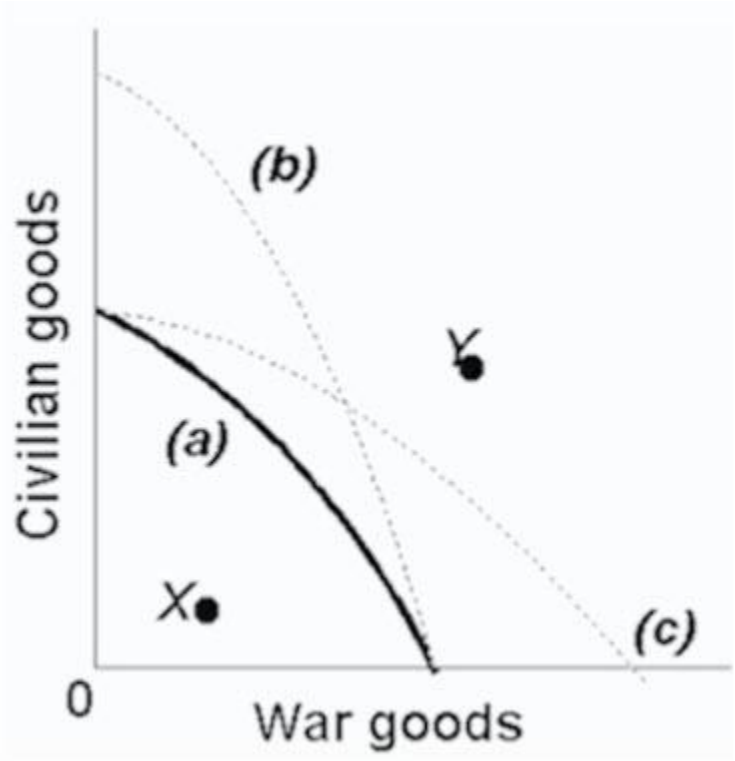

- ◎ true
- ◎ false

23) The present choice of position on the production possibilities curve will not influence the future location of the curve.

- ◎ true
- ◎ false

MULTIPLE CHOICE - Choose the one alternative that best completes the statement or answers the question.

24) The economic concept that serves as the basis for the study of economics is:

A) inflation.
B) unemployment.
C) money.
D) scarcity.

25) As a consequence of the condition of scarcity:

A) there is always enough of everything.
B) production has to be centrally planned.
C) things which are plentiful have relatively high prices.
D) individuals and communities have to make choices among alternatives.

26) In every economic system, choices must be made because resources are:

A) infinite, but economic wants are finite.
B) finite, but economic wants are insatiable.
C) unlimited, but economic wants are limited.
D) limited, and so are economic wants.

27) Opportunity cost is best defined as:

A) marginal cost minus marginal benefit.
B) the time spent on an economic activity.
C) the value of the best foregone alternative.
D) the money cost of an economic decision.

Microeconomics (Canadian) 17th edition McConnell Test Bank

28) Tammie makes $150 a day as a bank clerk. She takes off two days of work without pay to fly to another city to attend the concert of her favourite music group. The cost of transportation for the trip is $250. The cost of the concert ticket is $50. The opportunity cost of Tammie's trip to the concert is:
   A) $300
   B) $450
   C) $500
   D) $600

29) When a provincial government chooses to build more roads, the required resources are no longer available for spending on public education. This dilemma illustrates the concept of:
   A) marginal analysis.
   B) full employment.
   C) full production.
   D) opportunity cost.

30) Specialization and trade are beneficial to society because:
   A) the output of economic goods may be increased with no increase in resources.
   B) scarce resources are utilized more efficiently.
   C) a division of labour lowers prices for products.
   D) all of these are correct.

31) When economists describe "effectiveness of a market," they mean:
   A) a place where stocks and bonds are traded.
   B) information networks that allow individuals to keep in touch with each other.
   C) a hypothetical place where the production of goods and services takes place.
   D) that markets usually do a good job of coordinating trade among individuals, groups, and nations.

32) The institution that coordinates actions of consumers and producers is known as:
   A) a market.
   B) a monopoly.
   C) a production possibilities curve.
   D) consumer sovereignty.

Microeconomics (Canadian) 17th edition McConnell Test Bank

33) A rise in economic output is necessary for:
- A) the achievement of an equal distribution of income.
- B) protecting common property resources.
- C) the achievement of a higher standard of living.
- D) reducing the amount of taxation.

34) Economic growth:
- A) makes workers less obsolete and more secure in employment.
- B) reduces the cost of "common property" resources to society.
- C) makes the gap between unlimited wants and scarce resources less acute.
- D) creates a relatively equitable income distribution.

35) The study of economics is primarily concerned with:
- A) keeping private businesses from losing money.
- B) demonstrating that capitalistic economies are superior to socialistic economies.
- C) choices which are made in seeking to use scarce resources efficiently.
- D) determining the most equitable distribution of society's output.

36) The assertion that "There is no free lunch" implies:
- A) economic output is unlimited.
- B) all production involves the use of scarce resources and thus the sacrifice of alternative goods.
- C) marginal analysis is not used in economic reasoning.
- D) choices do not need be made if behaviour is rational.

37) The study of economics exists because:
- A) government interferes with the efficient allocation of scarce resources.
- B) resources are scarce in relation to human material wants.
- C) the market system is an obstacle to the efficient use of plentiful resources to satisfy constrained wants.
- D) resources are overly abundant as compared to wants; thus, an allocation problem exists.

Microeconomics (Canadian) 17th edition McConnell Test Bank

38) Economics:
- A) is defined as the study of unlimited resources.
- B) examines the study of the behaviour of people and institutions in the production, distribution, and consumption of scarce goods.
- C) is only concerned with the empirical testing of value judgments through the use of induction and deduction.
- D) Is mainly focused on the use of policy to refute facts and hypotheses.

39) Purposeful behaviour suggests that:
- A) everyone will make identical choices.
- B) resource availability exceeds material wants.
- C) individuals make decisions with some desired outcome in mind.
- D) an individual's economic goals cannot involve tradeoffs.

40) The "economic perspective" refers to:
- A) macroeconomic phenomena, but not microeconomic phenomena.
- B) microeconomic phenomena, but not macroeconomic phenomena.
- C) the making of rational decisions in a context of marginal costs and marginal benefits.
- D) unlimited resources in a context of limited material wants.

41) The "economic perspective" entails:
- A) rational behaviour by individuals and institutions.
- B) a comparison of marginal benefits and marginal costs in decision making.
- C) the altering of behaviour when marginal benefits and marginal costs change.
- D) all of these are correct.

42) How is the economic perspective reflected in lines for fast food?
- A) Customers select the shortest line because they have perfect information.
- B) Customers select the shortest line because they believe it will reduce their time cost of obtaining food.
- C) Lines will typically be of unequal length because of the inefficiencies in counter service.
- D) The set of food choices is often too complex for most customers and thus creates long lines.

Microeconomics (Canadian) 17th edition McConnell Test Bank

43) From an economic perspective, when consumers leave a fast-food restaurant because the lines to be served are too long, they have concluded that the:
- A) marginal cost of waiting is less than the marginal benefit of being served.
- B) marginal cost of waiting is greater than the marginal benefit of being served.
- C) management is exhibiting irrational behaviour by not maximizing profits.
- D) management is making an assumption that other things are equal.

44) Consumers might leave a fast-food restaurant without being served because:
- A) they are misinformed about the marginal cost and marginal benefits of the food being served.
- B) they conclude that the marginal cost (monetary plus time costs) exceeds the marginal benefit.
- C) the environment is not conducive to a rational choice.
- D) the lines waiting for service are not of equal length.

45) Economic perspective tells us that At fast-food restaurants:
- A) consumers enjoy complete and accurate information.
- B) decisions are usually made by trial and error.
- C) decisions entail comparisons of marginal costs and marginal benefits.
- D) benefits always exceed costs.

46) Economics involves "marginal analysis" because:
- A) most decisions involve changes in the status quo.
- B) marginal benefits always exceed marginal costs.
- C) marginal costs always exceed marginal benefits.
- D) much economic behaviour is irrational.

47) You should decide to go to a movie:
- A) if the marginal cost of the movie exceeds its marginal benefit.
- B) if the marginal benefit of the movie exceeds its marginal cost.
- C) if your income will allow you to buy a ticket
- D) because movies are inherently good products.

Microeconomics (Canadian) 17th edition McConnell Test Bank

48) Marginal costs exist because:
- A) resources are scarce.
- B) wants are scarce relative to resources.
- C) households and businesses make rational decisions.
- D) most decisions do not involve sacrifices or tradeoffs.

49) Even though local newspapers are very inexpensive, people rarely buy more than one of them each day. This fact:
- A) is an example of irrational behaviour.
- B) implies that reading should be taught through phonics rather than the whole language method.
- C) contradicts the economic perspective.
- D) implies that, for most people, the marginal benefit of reading a second newspaper is less than the marginal cost.

50) The process of developing hypotheses, testing them against facts, and using the results to construct theories is called:
- A) opportunity cost calculation.
- B) the scientific method.
- C) marginal analysis.
- D) microeconomics.

51) A "hypothesis" is:
- A) a fundamental truth which all economists accept.
- B) a tentative, untested principle.
- C) the same as a normative statement.
- D) always the result of induction.

52) From the perspective of economists, which term provides the highest degree of confidence for explaining economic behaviour?
- A) an economic principle or a law
- B) a fact
- C) a hypothesis
- D) an assumption

Microeconomics (Canadian) 17th edition McConnell Test Bank

53) In constructing models, economists:
- A) make simplifying assumptions.
- B) include all available information.
- C) must use mathematical equations.
- D) attempt to duplicate the real world.

54) Economic models:
- A) are of limited use because they cannot be tested empirically.
- B) do not use ceteris paribus analysis.
- C) abstract from the complexities of the real world.
- D) are unrealistic and therefore of no practical consequence.

55) An economic model is:
- A) a value judgment.
- B) a fact.
- C) a purposeful simplification.
- D) the full scope of reality itself.

56) The term "ceteris paribus" means:
- A) that if event A precedes event B, A has caused B.
- B) that economics deals with facts, not values.
- C) other things equal.
- D) prosperity inevitably follows recession.

57) Suppose an economist says that "Other things equal, the lower the price of bananas, the greater the amount of bananas purchased." This statement indicates that:
- A) the quantity of bananas purchased increases with the price of bananas.
- B) all factors other than the price of bananas (for example, consumer tastes and incomes) are assumed to be constant.
- C) economists can conduct controlled laboratory experiments.
- D) one cannot generalize about the relationship between the price of bananas and the quantity purchased.

Microeconomics (Canadian) 17th edition McConnell Test Bank

58) The term "other things equal" means that:
- A) the associated statement is normative.
- B) many variables affect the variable under consideration.
- C) factors other than those being considered do not change.
- D) when variable X increases so does related variable Y.

59) Economists use the "other things equal" assumption to:
- A) construct economic theories.
- B) allow one to focus on micro variables by ignoring macro variables.
- C) allow one to focus on macro variables by ignoring micro variables.
- D) limit the available resources.

60) Microeconomics is concerned with:
- A) the aggregate or total levels of income, employment, and output.
- B) a detailed examination of specific economic units which comprise the economic system.
- C) the concealing of detailed information about specific segments of the economy.
- D) the establishing of an overall view of the operation of the economic system.

61) Microeconomics:
- A) is concerned with the aggregate or total levels of income, employment, and output.
- B) is not concerned with details, but only with the overall "big picture" of the economy.
- C) is concerned with individual economic units
- D) describes the aggregate flows of output and income.

62) Which of the following is a microeconomic statement?
- A) The real domestic output increased by 2.5 percent last year.
- B) Unemployment was 8.3 percent of the labour force last year.
- C) The price of personal computers declined last year.
- D) The general price level increased by 4 percent last year.

Microeconomics (Canadian) 17th edition McConnell Test Bank

63) Macroeconomics approaches the study of economics from the viewpoint of:
- A) the entire economy.
- B) governmental units.
- C) the operation of specific product and resource markets.
- D) individual firms.

64) Which of the following is associated with macroeconomics?
- A) an examination of the incomes of the University of Toronto Business School graduates
- B) an empirical investigation of the general price level and unemployment rates in the 2000s
- C) a study of the trend of pecan prices since World War II
- D) a case study of pricing and production in the textbook industry

65) The problems of aggregate inflation and unemployment are:
- A) major topics of macroeconomics.
- B) not relevant to the Canadian economy.
- C) major topics of microeconomics.
- D) peculiar to socialistic economies.

66) Which of the following statements pertains to macroeconomics?
- A) Because the minimum wage was raised, Mrs. Beepath decided to enter the labour force.
- B) A decline in the price of soybeans caused farmer Wanek to plant more land in wheat.
- C) The national productivity rate grew by 1.4 percent last year.
- D) The Pumpkin Center Chartered Bank increased its interest rate on consumer loans by 1 percent.

67) Macroeconomics can best be described as the:
- A) analysis of how a consumer tries to spend income.
- B) study of the large aggregates of the economy or the economy as a whole.
- C) analysis of how firms attempt to maximize their profits.
- D) study of how supply and demand determine prices in individual markets.

Microeconomics (Canadian) 17th edition McConnell Test Bank

68) Which of the following is a macroeconomic statement?
- A) The aggregate gross profits of all Canadian businesses were $70 billion last year.
- B) The price of beef declined by 3 percent last year.
- C) General Motors' profits increased in 2012.
- D) An individual steelworker decision is to search ten weeks to find a job.

69) A positive statement is one which is:
- A) derived by an abstract generalization.
- B) suggestive of what should be done.
- C) subjective and is based on a value judgment.
- D) objective and is also based on facts.

70) A positive statement is concerned with:
- A) some goal which is desirable to society.
- B) what should be.
- C) what is.
- D) the formulation of economic policy.

71) A normative statement is one which:
- A) is based on the law of averages.
- B) pertains only to microeconomics.
- C) pertains only to macroeconomics.
- D) is based upon value judgments.

72) Normative statements are concerned with:
- A) facts and theories.
- B) what ought to be.
- C) what is.
- D) rational choice involving costs and benefits.

Microeconomics (Canadian) 17th edition McConnell Test Bank

73) Most of the disagreement among economists involves:
- A) facts.
- B) theories.
- C) positive statements.
- D) normative statements.

74) Economics is concerned with using scarce productive resources efficiently in attempting to satisfy society's material wants. This statement is:
- A) positive, but incorrect.
- B) positive and correct.
- C) normative, but incorrect.
- D) normative and correct.

75) Ben says that "An increase in the tax on beer will raise its price." Holly argues that "Taxes should be increased on beer because college students drink too much." We can conclude that:
- A) Ben's statement is normative, but Holly's is positive.
- B) Holly's statement is normative, but Ben's is positive.
- C) Both statements are normative.
- D) Both statements are positive.

76) The individuals and society both face an economic problem. This problem arises from the fact that:
- A) wants are limited but the resources are not.
- B) resources are scarce relative to individual's wants.
- C) individuals and institutions behave only in their self-interest.
- D) both wants and resources are unlimited.

77) The individual's unlimited income problem:
- A) persists only because countries have failed to achieve continuous full employment.
- B) exists because material wants are limited.
- C) has been solved in all industrialized nations.
- D) has been eliminated in affluent societies such as Canada and the United States.

Microeconomics (Canadian) 17th edition McConnell Test Bank

78) When an economist says that material wants are insatiable, this means that:

A) economic resources are valuable only because they can be used to produce consumer goods.
B) economic resources—land, labour, capital, and entrepreneurial ability—are scarce.
C) these wants are virtually unlimited and therefore incapable of complete satisfaction.
D) the structure of consumer demand varies from time to time and from country to country.

79) The budget line shows:

A) how we can gain from trade.
B) all possible combinations of two goods which can be purchased, given money income and the prices of the goods.
C) all equilibrium points on an indifference map.
D) all possible combinations of two goods which yield the same level of utility to the consumer.

80) The budget line shows:

A) the amount of product A which a consumer is willing to give up to obtain one more unit of product B.
B) all possible combinations of two goods which can be purchased, given money income and the prices of the goods.
C) all equilibrium points on an indifference map.
D) all possible combinations of two goods which yield the same level of utility to the consumer.

81) The price ratio of the two products is the:

A) marginal rate of substitution.
B) slope of the budget line.
C) point of tangency for equilibrium.
D) elasticity of demand for the two products.

Microeconomics (Canadian) 17th edition McConnell Test Bank

82) Refer to the budget line shown in the diagram below. If the consumer's money income is $20, the:

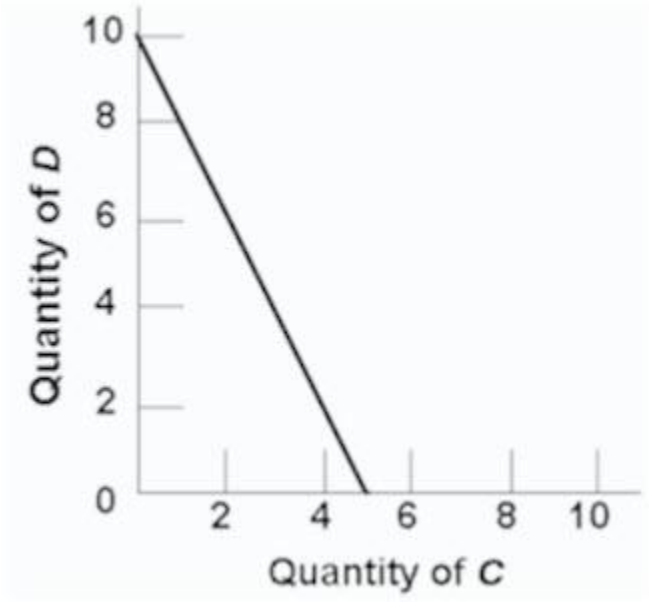

A) prices of C and D cannot be determined.
B) price of C is $2 and the price of D is $4.
C) consumer can obtain a combination of 5 units of both C and D.
D) price of C is $4 and the price of D is $2.

83) Refer to the diagram below, suppose you have a money income of $10 all of which you spend on Coke and boxes of popcorn. The prices of Coke and popcorn respectively are:

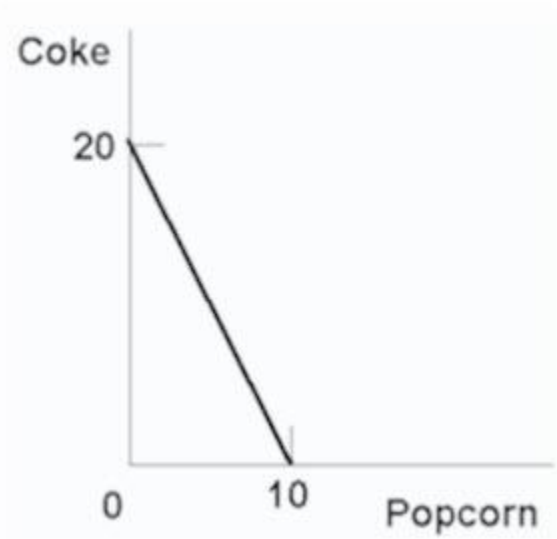

A) $.50 and $1.00.
B) $1.00 and $.50.
C) $1.00 and $2.00.
D) $.40 and $.50.

84) In moving along a given budget line:
A) the prices of both products and money income are assumed to be constant.
B) each point on the line will be equally satisfactory to consumers.
C) money income varies, but the prices of the two goods are constant.
D) the prices of both products are assumed to vary, but money income is constant.

85) In drawing a budget line it is assumed that:
A) consumer preferences are fixed.
B) the prices of the two products are variable.
C) money income is fixed.
D) consumer willingness to substitute between the two products is fixed.

Microeconomics (Canadian) 17th edition McConnell Test Bank

86) Any combination of goods lying outside of the budget line:

A) implies that the consumer is not spending all of his income.
B) yields less utility than any point on the budget line.
C) yields less utility than any point inside the budget line.
D) is unattainable, given the consumer's income.

87) The budget line shift from cd to ab in the below figure is consistent with:

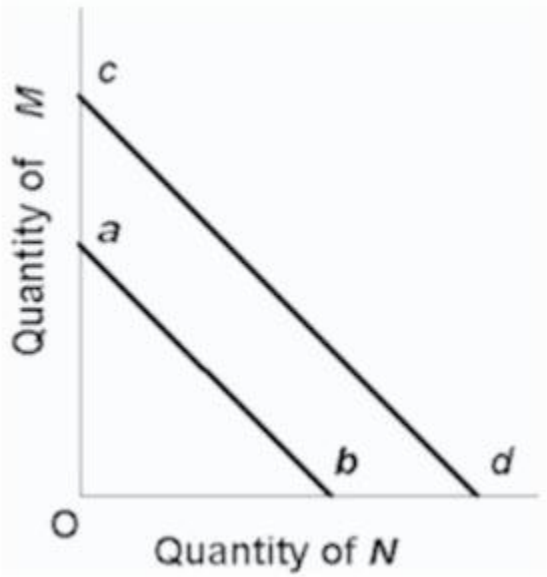

A) decreases in the prices of both M and N.
B) an increase in the price of M and a decrease in the price of N.
C) a decrease in money income.
D) an increase in money income.

88) A leftward shift of a consumer's budget line to a position parallel with the original one could indicate that:

A) the price of one product has decreased in relation to the other.
B) prices of both products have decreased in the same proportion.
C) marginal utilities derived from both products have decreased.
D) prices of both products have increased in the same proportion.

89) Which of the following statements is not correct?
- A) A reduction in money income will shift the budget line to the right.
- B) A reduction in money income accompanied by an increase in product prices will necessarily shift the budget line to the left.
- C) An increase in product prices will shift the budget line to the left.
- D) An increase in money income will shift the budget line to the right.

90) The society must also make choices under conditions of scarcity. This problem arises from the fact that:
- A) society's wants are limited but the resources are not.
- B) resources are scarce relative to society's wants.
- C) societies behave only in their self-interest.
- D) society's wants and resources are both unlimited.

91) The fundamental problem of economics is:
- A) to establish a democratic political framework for the provision of social goods and services.
- B) the establishment of prices which accurately reflect the relative scarcities of products and resources.
- C) the scarcity of productive resources relative to material wants.
- D) to achieve a more equitable distribution of money income in order to mitigate poverty.

92) Economic resources are also called:
- A) free gifts of nature.
- B) consumption goods.
- C) units of money capital.
- D) factors of production.

93) Money is not considered to be an economic resource because:
- A) money, as such, is not productive.
- B) idle money balances do not earn interest income.
- C) the terms of trade can be determined in non-monetary terms.
- D) money is a free gift of nature.

Microeconomics (Canadian) 17th edition McConnell Test Bank

94) Which of the following is considered capital by economists?
- A) a pair of stockings
- B) a dump truck
- C) a savings account
- D) a share of TD Bank stock

95) The main function of the entrepreneur is to:
- A) make routine pricing decisions.
- B) innovate.
- C) purchase capital.
- D) create market demand.

96) The following production possibilities table represents an economy which is producing two products, tanks and autos. Refer to the table, in moving from possibility C to D, the cost of a tank in terms of autos is:

Product	A	B	C	D	E	F
Tanks	0	1	2	3	4	5
Autos	1000	950	850	650	350	0

- A) 50
- B) 100
- C) 200
- D) 300

97) (The following economy produces two products.)
Production Possibilities Table

Product	A	B	C	D	E	F
Steel	0	1	2	3	4	5
Wheat	100	90	75	55	30	0

Refer to the above table. A change from possibility C to B means that:
- A) 1 unit of steel is given up to get 75 units of wheat.
- B) 2 units of steel are given up to get 75 units of wheat.
- C) 1 unit of steel is given up to get 15 more units of wheat.
- D) 2 units of steel are given up to get 15 more units of wheat.

Microeconomics (Canadian) 17th edition McConnell Test Bank

98) (The following economy produces two products.)

Production Possibilities Table

Product	A	B	C	D	E	F
Steel	0	1	2	3	4	5
Wheat	100	90	75	55	30	0

Refer to the above table. In moving from possibility C to D, the cost of a unit of steel in terms of a unit of wheat is:

A) 10
B) 20
C) 25
D) 30

99) (The following economy produces two products.)

Production Possibilities Table

Product	A	B	C	D	E	F
Steel	0	1	2	3	4	5
Wheat	100	90	75	55	30	0

Refer to the above table. A change from possibility B to C means that:

A) 10 units of wheat are given up to get one more unit of steel.
B) 15 units of wheat are given up to get one more unit of steel.
C) 15 units of wheat are equal to one unit of steel.
D) 75 units of wheat are equal to one unit of steel.

100) The production possibilities curve represents which of the following?

A) the amount of goods attainable with variable resources
B) the maximum amount of goods attainable with variable resources
C) maximum combinations of goods attainable with fixed resources
D) the amount of goods attainable if prices decline

Microeconomics (Canadian) 17th edition McConnell Test Bank

Chapter 03 Test Bank

101) The production possibilities curve represents:
   A) the maximum amount of labour and capital available for production.
   B) combinations of goods and services among which consumers are indifferent.
   C) maximum combinations of products available with fixed resources and technology.
   D) the maximum rate of growth of capital and labour in an economy.

102) The construction of a production possibilities curve assumes:
   A) the quantities of all resources are fixed in the short run.
   B) technology is not fixed.
   C) there is unemployment.
   D) there is no government.

103) Assume an economy is operating at some point on its production possibilities curve which shows civilian and military goods. If the output of military goods is increased, the output of civilian goods:
   A) will remain unchanged.
   B) may be either increased or decreased.
   C) must be decreased.
   D) must also be increased.

104) The production possibilities curve shows:
   A) the various combinations of two goods which can be produced when society uses its scarce resources efficiently.
   B) the minimum outputs of two goods which will sustain a society.
   C) the various combinations of two goods which can be produced when some resources are unemployed.
   D) the ideal, but unattainable, combinations of two goods which would maximize consumer satisfactions.

Microeconomics (Canadian) 17th edition McConnell Test Bank

105) The negative slope of the production possibilities curve is a graphical way of indicating that:
- A) any economy "can have its cake and eat it too."
- B) to produce more of one product we must accept less of another.
- C) the principle of increasing opportunity costs does not apply to the economy as a whole.
- D) consumers buy more when prices are low than they do when prices are high.

106) If an economy is operating on its production possibilities curve for consumer goods and capital goods, this means that:
- A) it is impossible to produce more consumer goods.
- B) resources cannot be reallocated between the two goods.
- C) it is impossible to produce more capital goods.
- D) more consumer goods can only be produced at the cost of fewer capital goods.

107) In drawing a production possibilities curve we hold constant:
- A) the money supply.
- B) the consumer price index.
- C) both technology and resource supplies
- D) resource supplies only.

108) The production possibilities curve tells us:
- A) what specific combinations of two products is most desired by society.
- B) that costs do not change as society varies its output.
- C) costs are irrelevant in a society which has fixed resources.
- D) what combinations of two goods can be produced with society's available resources.

109) When an economy is operating with maximum efficiency, the production of more of commodity A will mean the production of less of commodity B because:
- A) of the law of decreasing opportunity costs.
- B) material wants are insatiable.
- C) resources are limited.
- D) resources are not specialized and are imperfectly substitutable.

Microeconomics (Canadian) 17th edition McConnell Test Bank

110) The production possibilities curve:
A) shows all of those levels of production which are consistent with a stable price level.
B) indicates that any combination of goods lying outside the curve is economically inefficient.
C) is a frontier between all combinations of two goods which can be produced and those combinations which cannot be produced.
D) shows all of those combinations of two goods which are most preferred by society.

111) The production possibilities curve illustrates the basic principle that:
A) the production of more of any one good will in time require smaller and smaller sacrifices of other goods.
B) an economy will never have full employment.
C) if all the resources of an economy are in use, more of one good can be produced only if less of another good is produced.
D) an economy's capacity to produce is unlimited.

112) A production possibilities curve illustrates:
A) scarcity.
B) market prices.
C) consumer preferences.
D) the distribution of income.

113) A production possibilities curve shows:
A) that resources are unlimited.
B) that people prefer one of the goods more than the other.
C) the maximum amounts of two goods which can be produced assuming the full and efficient use of available resources.
D) combinations of capital and labour necessary to produce inefficient levels of output.

114) In drawing the production possibilities curve we assume that:
A) technology is fixed.
B) unemployment exists.
C) economic resources are unlimited.
D) wants are limited.

Microeconomics (Canadian) 17th edition McConnell Test Bank

115) Which of the following is assumed in constructing a typical production possibilities curve?
- A) the economy is using its resources inefficiently.
- B) resources are unlimited shiftable among alternative uses.
- C) production technology is fixed.
- D) the economy is engaging in international trade.

116) Which of the following is not correct? A typical production possibilities curve:
- A) indicates how much of two products a society can produce.
- B) reveals how much each additional unit of one product will cost in terms of the other product.
- C) specifies how much of each product society should produce.
- D) indicates that to produce more of one product society must give up larger and larger amounts of the other product.

117) Which one of the following statements is correct?
- A) Relative scarcity is no longer a central notion in economics because we are in an age of abundance.
- B) Most production possibilities curves are convex as viewed from the origin.
- C) The production possibilities curve shows society's preferences for consumer goods relative to capital goods.
- D) The central concept underlying the production possibilities curve is that of limited resources.

118) The typical production possibilities curve is:
- A) an upward sloping line which is concave to the origin.
- B) a downward sloping line which is convex to the origin.
- C) a downward sloping line which is concave to the origin.
- D) a straight upward sloping line.

Microeconomics (Canadian) 17th edition McConnell Test Bank

119) Refer to the diagram below. Points A, B, C, D, and E show:

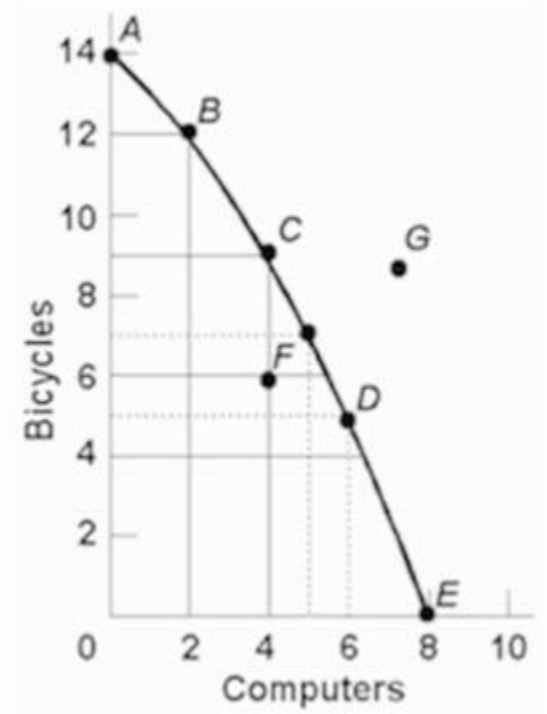

A) that the opportunity cost of bicycles increases, while that of computers is constant.
B) combinations of bicycles and computers which society can produce by using its resources efficiently.
C) that the opportunity cost of computers increases, while that of bicycles is constant.
D) that society's demand for computers is greater than its demand for bicycles.

120) Refer to the following production possibilities curves. Curve (a) is the current curve for the economy. Given production possibilities curve (a), the combination of capital and consumer goods indicated by point L:

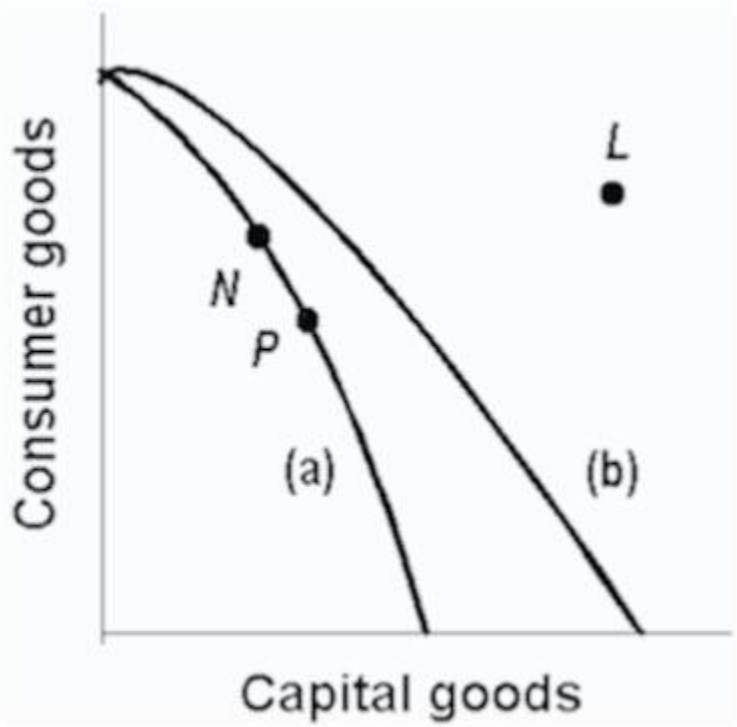

A) would entail substantial unemployment.
B) would entail an inefficient use of society's resources.
C) is beyond the productive capacity of this society.
D) suggests the productive capacity of the system is declining.

121) A point on the frontier of the production possibilities curve is:
A) attainable and the economy is efficient.
B) attainable, but the economy is inefficient.
C) unattainable, but the economy is inefficient.
D) unattainable and the economy is efficient.

122) A point inside the production possibilities curve is:

A) attainable and the economy is efficient.
B) attainable, but the economy is inefficient.
C) unattainable, but the economy is inefficient.
D) unattainable and the economy is efficient.

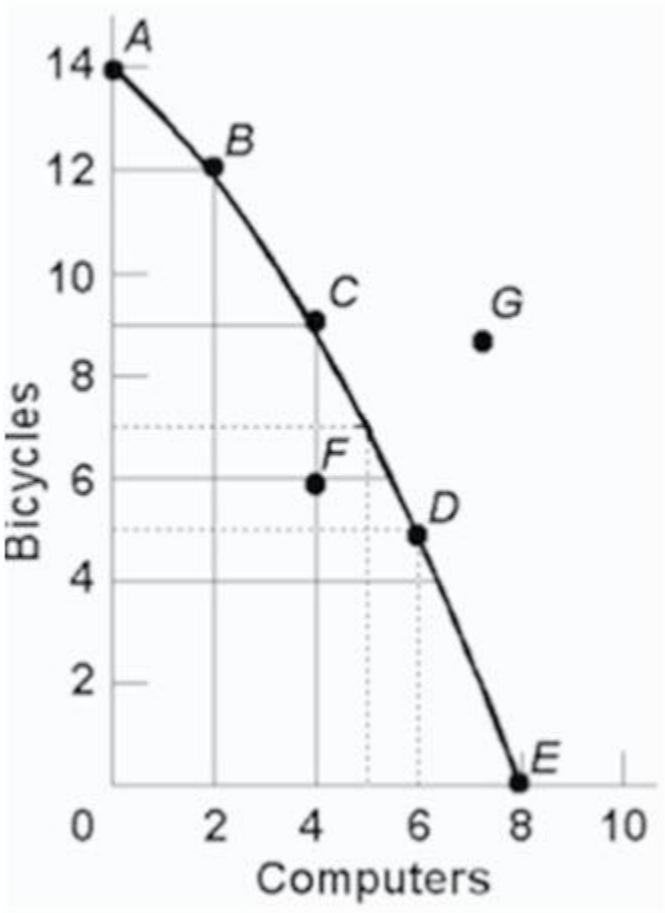

123) Refer to the above diagram. The combination of computers and bicycles shown by point G is:

A) attainable, but too costly.
B) unattainable, given currently available resources and technology.
C) attainable, but involves unemployment.
D) irrelevant because it is inconsistent with consumer preferences.

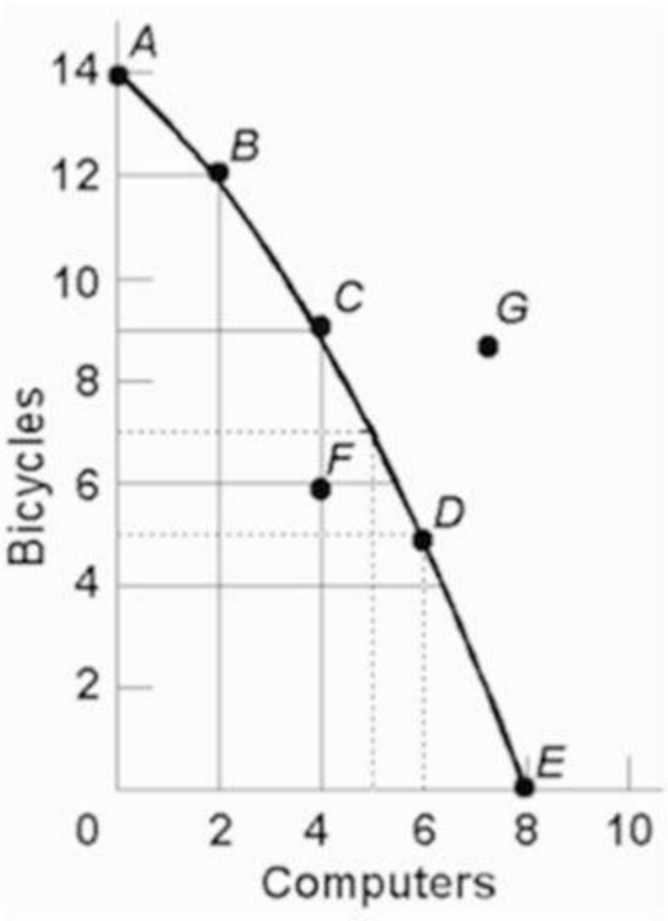

124)

Refer to the above diagram. The combination of computers and bicycles shown by point F:

A) is unattainable, given currently available resources and technology.
B) is attainable, but entails economic inefficiency.
C) is irrelevant because it is inconsistent with consumer preferences.
D) suggests that opportunity costs are constant.

Microeconomics (Canadian) 17th edition McConnell Test Bank

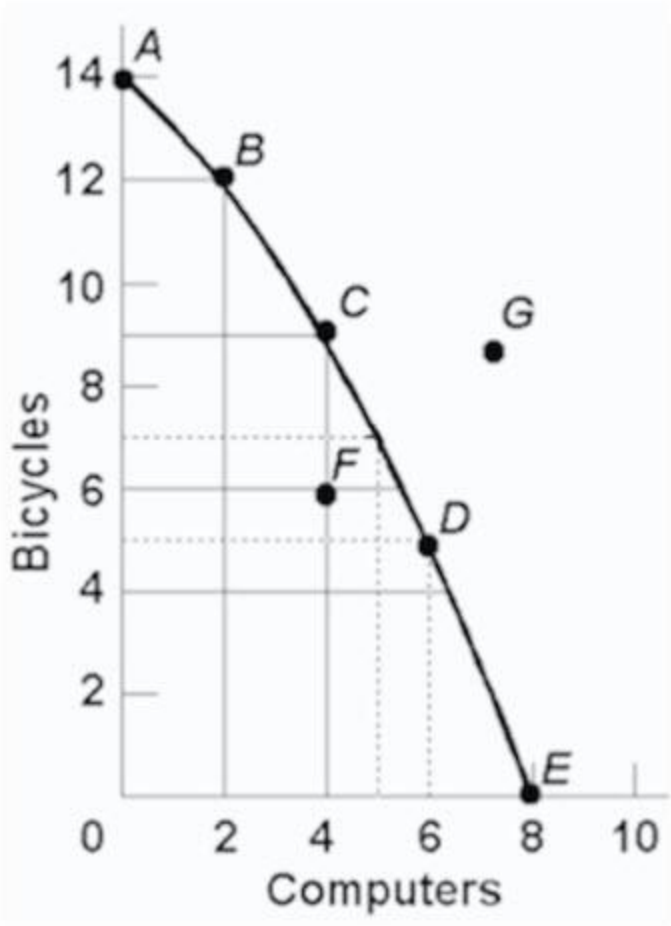

125)

Refer to the above diagram. If society is currently producing the combination of bicycles and computers shown by point D, the production of 2 more units of bicycles:

A) cannot be realized because resources are fully employed.
B) will cost 1 unit of computers.
C) will cost 2 units of computers.
D) will cause some resources to become unemployed.

Microeconomics (Canadian) 17th edition McConnell Test Bank

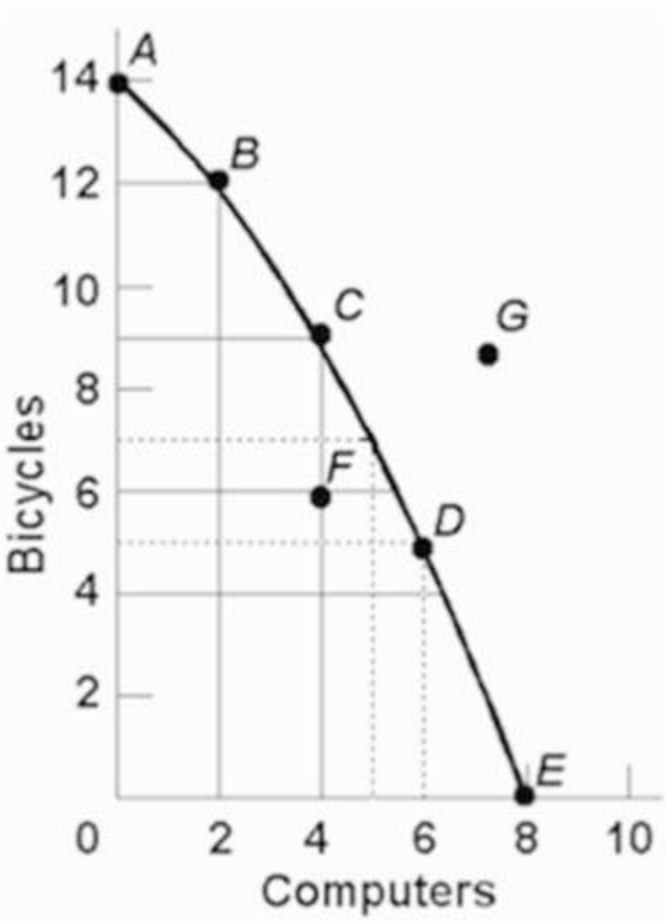

126) Refer to the above diagram. The movement down the production possibilities curve from point A to point E suggests that the production of:

A) computers, but not bicycles, are subject to increasing opportunity costs.
B) bicycles, but not computers, are subject to increasing opportunity costs.
C) both bicycles and computers are subject to constant opportunity costs.
D) both bicycles and computers are subject to increasing opportunity costs.

127) The slope of the typical production possibilities curve:

A) is positive.
B) becomes steeper as one moves southeast along the curve.
C) is constant as one moves down the curve.
D) becomes less steep as one moves southeast along the curve.

Microeconomics (Canadian) 17th edition McConnell Test Bank

128) The production possibilities curve has a:
- A) positive slope and becomes steeper as we move along it from left to right.
- B) negative slope and becomes steeper as we move along it from left to right.
- C) negative slope and becomes less steep as we move along it from left to right.
- D) negative slope which is constant as we move along it from left to right.

129) The law of increasing opportunity costs states that:
- A) if society wants to produce more of a particular good, it must sacrifice larger and larger amounts of other goods to do so.
- B) the sum of the costs of producing a particular good cannot rise above the current market price of that good.
- C) if the sum of the costs of producing a particular good rises by a specified percent, the price of that good must rise by a greater relative amount.
- D) if the prices of all the resources devoted to the production of goods increase, the cost of producing any particular good will increase at the same rate.

Microeconomics (Canadian) 17th edition McConnell Test Bank

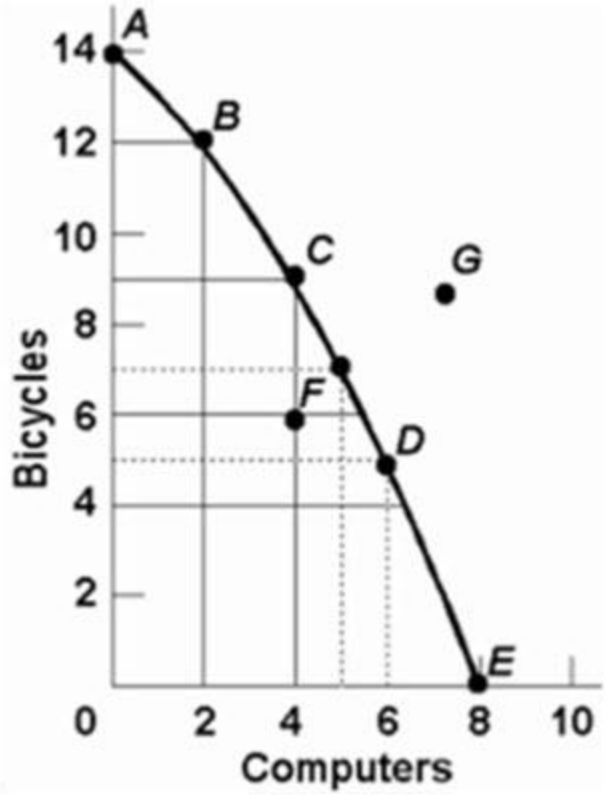

130)

Refer to the above diagram. This production possibilities curve is the production possibility curve above is:

A) convex to the origin because opportunity costs are constant.
B) linear because opportunity costs are constant.
C) concave to the origin because of increasing opportunity costs.
D) convex to the origin because of increasing opportunity costs.

Microeconomics (Canadian) 17th edition McConnell Test Bank

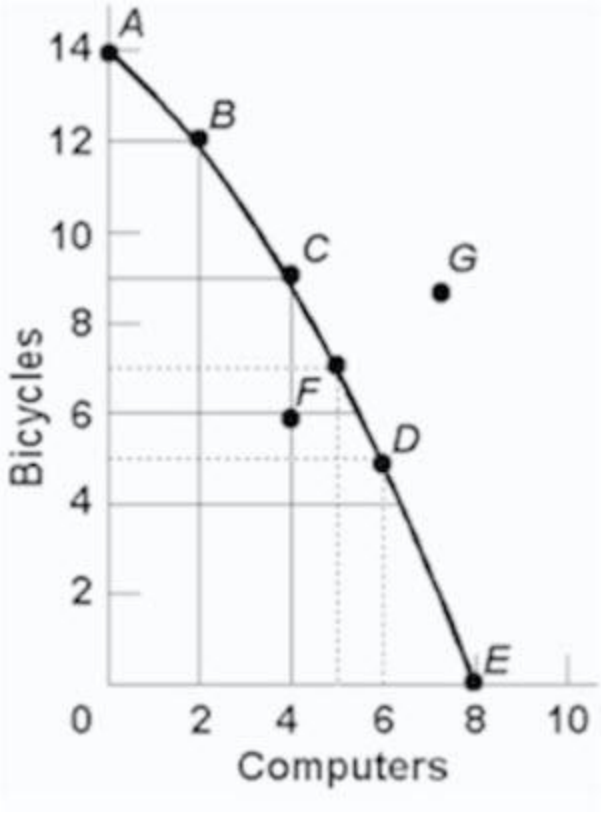

131)

Refer to the above diagram. If society is currently producing 9 units of bicycles and 4 units of computers and it now decides to increase computer output to 6, the cost:

A) will be 4 units of bicycles.
B) will be 2 units of bicycles.
C) will be zero because unemployed resources are available.
D) of doing so cannot be determined from the information given.

132) The concept of opportunity cost:

A) is irrelevant in socialistic economies because of central planning.
B) suggests that the use of resources in any particular line of production means that alternative outputs must be forgone.
C) is irrelevant if the production possibilities curve is shifting to the right.
D) suggests that insatiable wants can be fulfilled.

Microeconomics (Canadian) 17th edition McConnell Test Bank

133) Which of the following is not an illustration of the idea of opportunity cost?
A) A growing economy can produce more consumer goods and more capital goods at the same time.
B) If I buy a pizza, I will not be able to afford a movie.
C) Resources devoted to consumer goods production are not available for capital goods production.
D) The land a Manitoba farmer plants in wheat is not available for corn production.

134) Opportunity cost is best defined as:
A) the monetary price of any productive resource.
B) the amount of labour which must be used to produce one unit of any product.
C) the ratio of the prices of imported goods to the prices of exported goods.
D) the amount of one product which must be given up to produce one more unit of another product.

135) Production possibilities tables for two countries, North Cantina and South Cantina:

North Cantina
Production possibilities (alternatives)

	A	**B**	**C**	**D**	**E**	**F**
Capital goods	5	4	3	2	1	0
Consumer goods	0	10	18	24	28	30

South Cantina
Production possibilities (alternatives)

	A	**B**	**C**	**D**	**E**	**F**
Capital goods	5	4	3	2	1	0
Consumer goods	0	8	15	21	25	27

Refer to the above tables. If South Cantina is producing at production alternative D, the opportunity cost of the third unit of capital goods is:
A) 3 units of consumer goods.
B) 4 units of consumer goods.
C) 5 units of consumer goods.
D) 6 units of consumer goods.

Microeconomics (Canadian) 17th edition McConnell Test Bank

136) Production possibilities tables for two countries, North Cantina and South Cantina:

North Cantina
Production possibilities (alternatives)

	A	B	C	D	E	F
Capital goods	5	4	3	2	1	0
Consumer goods	0	10	18	24	28	30

South Cantina
Production possibilities (alternatives)

	A	B	C	D	E	F
Capital goods	5	4	3	2	1	0
Consumer goods	0	8	15	21	25	27

Refer to the above tables. If North Cantina is producing at production alternative B, the opportunity cost of the 8 additional units of consumer goods will be:

A) 10 units of capital goods.
B) 1/4 of a unit of capital goods.
C) 8 units of capital goods.
D) 1 unit of capital good.

Microeconomics (Canadian) 17th edition McConnell Test Bank

137) Production possibilities tables for two countries, North Cantina and South Cantina:

North Cantina
Production possibilities (alternatives)

	A	B	C	D	E	F
Capital goods	5	4	3	2	1	0
Consumer goods	0	10	18	24	28	30

South Cantina
Production possibilities (alternatives)

	A	B	C	D	E	F
Capital goods	5	4	3	2	1	0
Consumer goods	0	8	15	21	25	27

Refer to the above tables. The opportunity cost of the fifth unit of capital goods:

A) is higher in North Cantina than in South Cantina.
B) is the same in North Cantina and South Cantina.
C) is lower in North Cantina than in South Cantina.
D) cannot be determined from the information provided.

Microeconomics (Canadian) 17th edition McConnell Test Bank

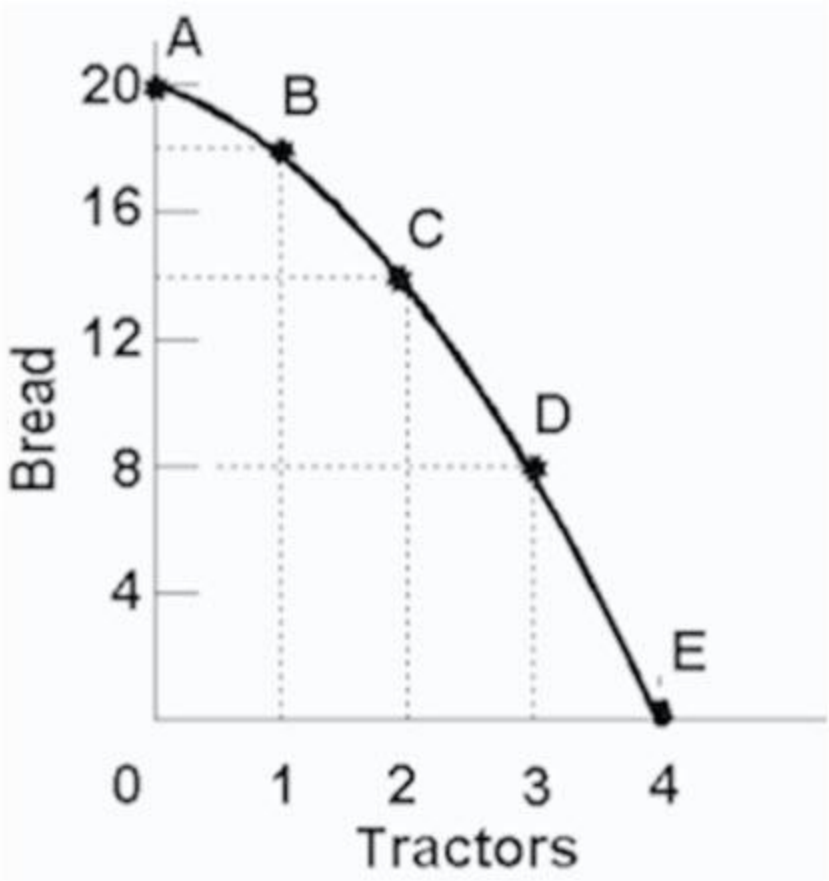

138)

Refer to the above diagram. Starting at point A, the opportunity cost of producing each successive unit of tractors is:

A) a constant 2 units of bread.
B) 2, 4, 6, and 8 units of bread.
C) 8, 6, 4, and 2 units of bread.
D) the reciprocal of the output of tractors.

Microeconomics (Canadian) 17th edition McConnell Test Bank

139) The following graph is showing bread and tractors production possibility.

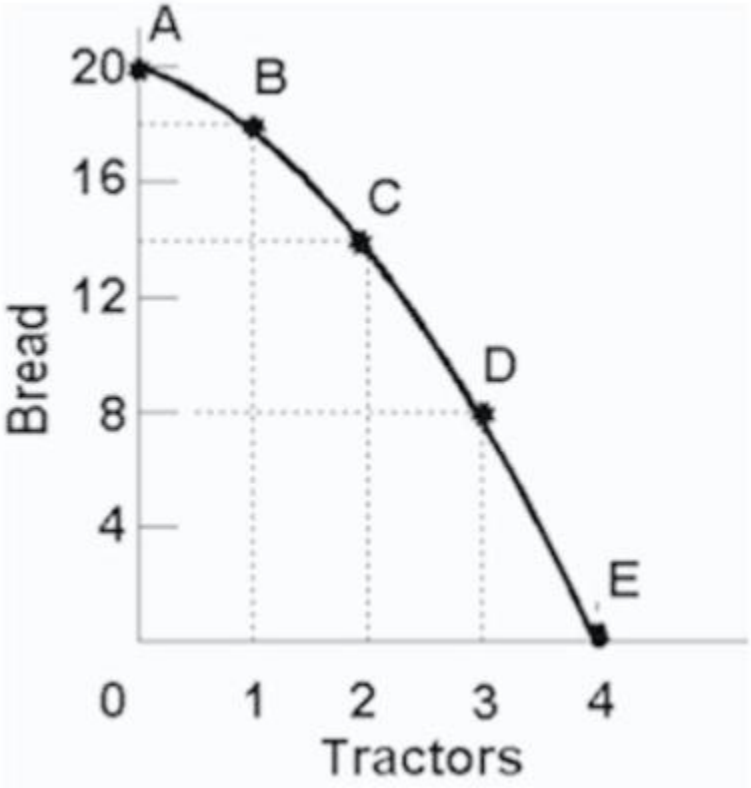

As we move from E to A the cost of one more unit of bread could be:

A) a constant 8 units of tractors.
B) a constant 6 units of tractors.
C) 1/8, 1/6, 1/4, and 1/2 units of tractors.
D) 1/2, 1/4, 1/6, and 1/8 units of tractors.

140) Refer to the diagram below. The concept of opportunity cost is best represented by the:

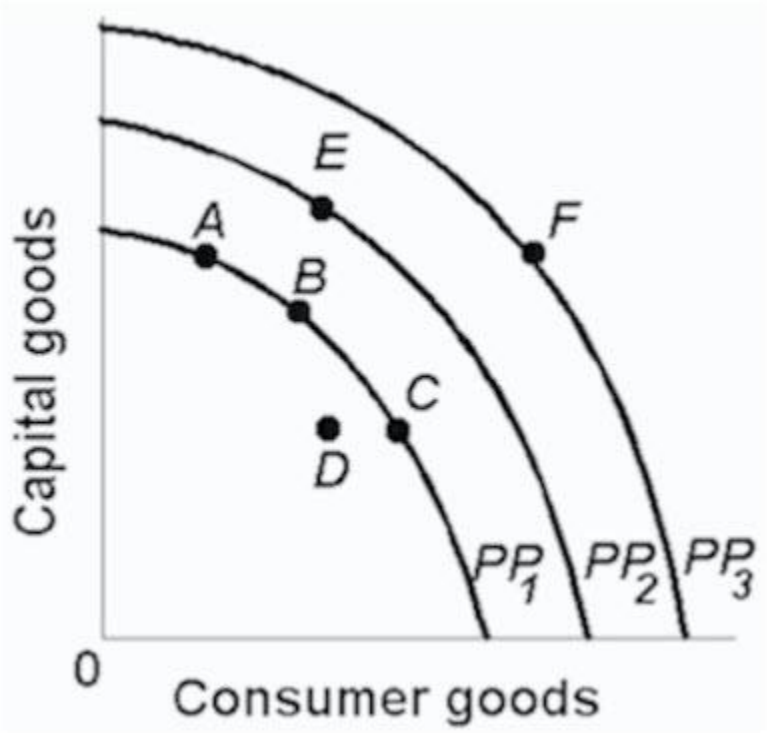

A) shift of the production possibilities curve from PP_1 to PP_2.
B) move from B on PP_1 to E on PP_2.
C) move from B on PP_1 to C on PP_1.
D) move from D inside PP_1 to B on PP_1.

141) The fact that the slope of the production possibilities curve becomes steeper as we move down along the curve indicates that:

A) the principle of increasing opportunity costs is relevant.
B) society's resources are limited.
C) the opportunity cost of producing each product is constant.
D) resources are perfectly shiftable between alternative uses.

142) Production possibilities (alternatives)

	A	B	C	D	E	F
Capital goods	5	4	3	2	1	0
Consumer goods	0	5	9	12	14	15

Refer to the above table. If the economy is producing at production alternative C, the opportunity cost of the tenth unit of consumer goods could be:

A) 4 units of capital goods.
B) 2 units of capital goods.
C) 3 units of capital goods.
D) $^{1}/_{3}$ of a unit of capital goods.

143) Production possibilities (alternatives)

	A	B	C	D	E	F
Capital goods	5	4	3	2	1	0
Consumer goods	0	5	9	12	14	15

Refer to the above table. For these data the law of increasing opportunity costs is reflected in the fact that:

A) the amount of consumer goods which must be sacrificed to get more capital goods diminishes beyond a point.
B) larger and larger amounts of capital goods must be sacrificed to get additional units of consumer goods.
C) the production possibilities data would graph as a straight downsloping line.
D) the economy's resources are presumed not to be scarce.

Microeconomics (Canadian) 17th edition McConnell Test Bank

144)

Product	A	B	C	D	E	F
Steel	0	1	2	3	4	5
Wheat	100	90	75	55	30	0

Refer to the table below. In moving from possibility A to F, the cost of a unit of steel in terms of a unit of wheat:
(The following economy produces two products.)
Production Possibilities

A) increases.
B) decreases.
C) remains constant.
D) increases from A to B, and decreases from B to F.

145) A typical concave production possibilities curve implies:

A) that economic resources are scarce.
B) that society must choose among various attainable combinations of goods.
C) increasing opportunity costs.
D) all of these are correct.

146) Refer to the table below. This production possibilities curve is constructed such that:

Product	A	B	C	D	E	F
Bread	0	1	2	3	4	5
Tractors	100	90	75	55	30	0

A) resources are presumed to be perfectly shiftable between bread and tractors.
B) the opportunity cost of bread diminishes as more bread is produced.
C) the opportunity cost of tractors diminishes as more bread is produced.
D) the opportunity cost of both bread and tractors in terms of each other increases as more of each is produced.

147) The law of increasing opportunity costs exists because:

A) resources are not equally efficient in producing various goods.
B) the value of the dollar has diminished historically because of persistent inflation.
C) wage rates invariably rise as the economy approaches full employment.
D) consumers tend to value any good more highly when they have little of it.

Microeconomics (Canadian) 17th edition McConnell Test Bank

148) The law of increasing opportunity costs is reflected in a production possibilities curve which is:

A) an upward sloping straight line.
B) a downward sloping straight line.
C) concave to the origin.
D) convex to the origin.

149) The production possibilities curve below shows the hypothetical relationship between the production of capital goods and consumer goods in an economy.

	Production Alternatives				
Products	A	B	C	D	E
Capital goods	0	1	2	3	4
Consumer goods	22	18	13	7	0

Refer to the above table. What is the opportunity cost of producing the third unit of capital goods?

A) 4 units of consumer goods
B) 5 units of consumer goods
C) 6 units of consumer goods
D) 7 units of consumer goods

150) The production possibilities curve below shows the hypothetical relationship between the production of capital goods and consumer goods in an economy.

	Production Alternatives				
Products	A	B	C	D	E
Capital goods	0	1	2	3	4
Consumer goods	22	18	13	7	0

Refer to the above table. What is the total opportunity cost of producing two units of capital goods?

A) 4 units of consumer goods
B) 5 units of consumer goods
C) 9 units of consumer goods
D) 13 units of consumer goods

Microeconomics (Canadian) 17th edition McConnell Test Bank

151) The production possibilities curve below shows the hypothetical relationship between the production of capital goods and consumer goods in an economy.

	Production Alternatives				
Products	A	B	C	D	E
Capital goods	0	1	2	3	4
Consumer goods	22	18	13	7	0

Refer to the above table. What is the opportunity cost of producing the fourth unit of capital goods?

A) 6 units of consumer goods
B) 7 units of consumer goods
C) 15 units of consumer goods
D) 22 units of consumer goods

152) The production possibilities curve below shows the hypothetical relationship between the production of capital goods and consumer goods in an economy.

	Production Alternatives				
Products	A	B	C	D	E
Capital goods	0	1	2	3	4
Consumer goods	22	18	13	7	0

Refer to the above table. What is the total opportunity cost of producing three units of capital goods?

A) 6 units of consumer goods
B) 7 units of consumer goods
C) 15 units of consumer goods
D) 22 units of consumer goods

Microeconomics (Canadian) 17th edition McConnell Test Bank

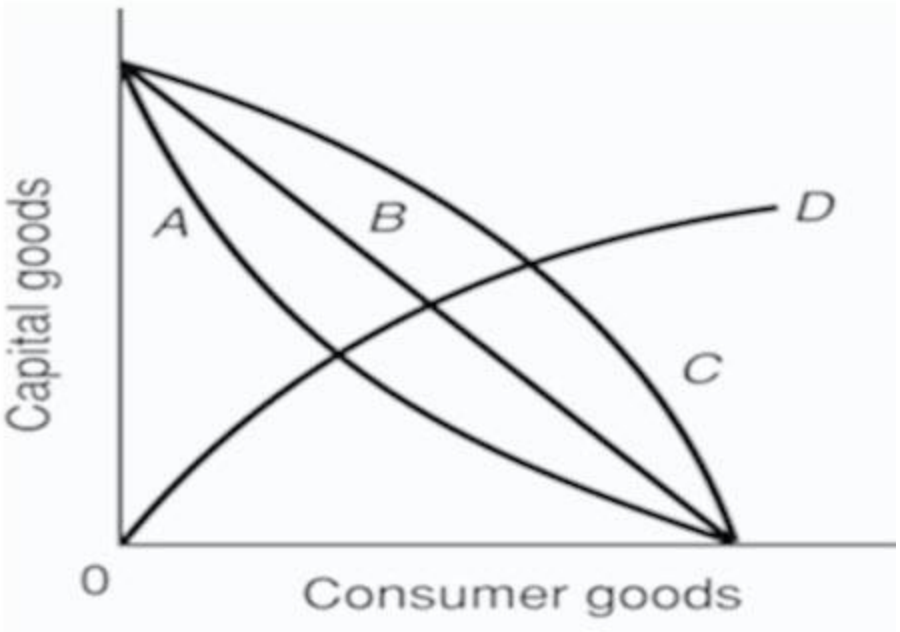

153)

Refer to the above diagram. As it relates to production possibilities analysis, the law of increasing opportunity cost is reflected in curve:

A) A.
B) B.
C) C.
D) D.

Microeconomics (Canadian) 17th edition McConnell Test Bank

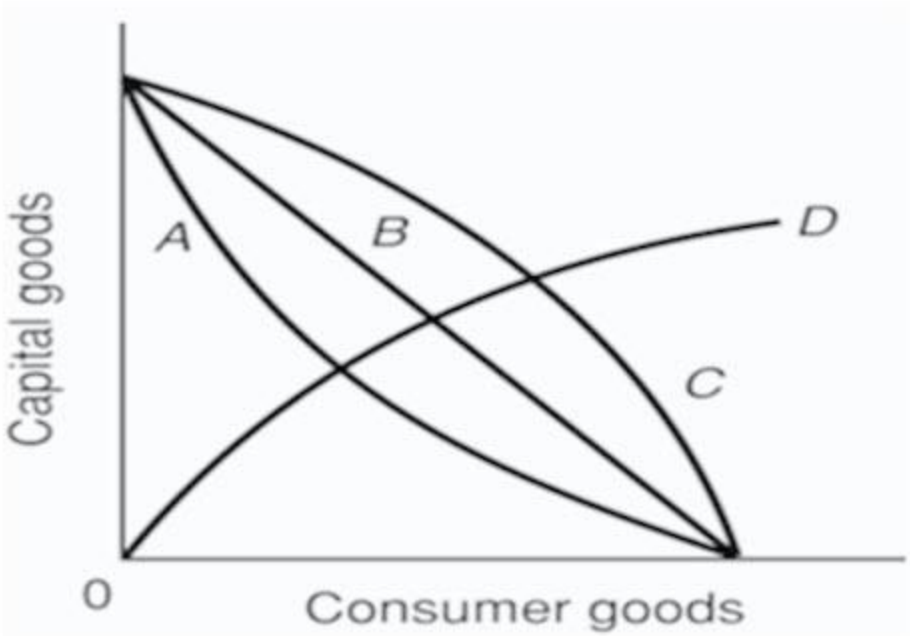

154)

Refer to the above diagram. Curve B is a:

A) production possibilities curve indicating constant opportunity costs.
B) production possibilities curve indicating increasing opportunity costs.
C) demand curve indicating that the quantity of consumer goods demanded increases as the price of capital falls.
D) technology frontier curve.

155) If the production possibilities curve is a straight line:

A) the two products will sell at the same market prices.
B) economic resources are perfectly shiftable between the production of the two products.
C) the two products are equally important to consumers.
D) equal quantities of the two products will be produced at each possible point on the curve.

Microeconomics (Canadian) 17th edition McConnell Test Bank

156) A nation's production possibilities curve is "bowed out" from the origin because:
- A) resources are not equally efficient in producing every good.
- B) the originator of the idea drew it this way and modern economists follow this convention.
- C) resources are scarce.
- D) wants are virtually unlimited.

157) If the production possibilities curve were a straight downsloping line, this would suggest that:
- A) resources are perfectly substitutable between the production of these two goods.
- B) it is possible to produce more of both products.
- C) both products are equally capable of satisfying consumer wants.
- D) the two products have identical prices.

Microeconomics (Canadian) 17th edition McConnell Test Bank

158) Refer to the diagram below. The concave shape of each production possibilities curve indicates that:

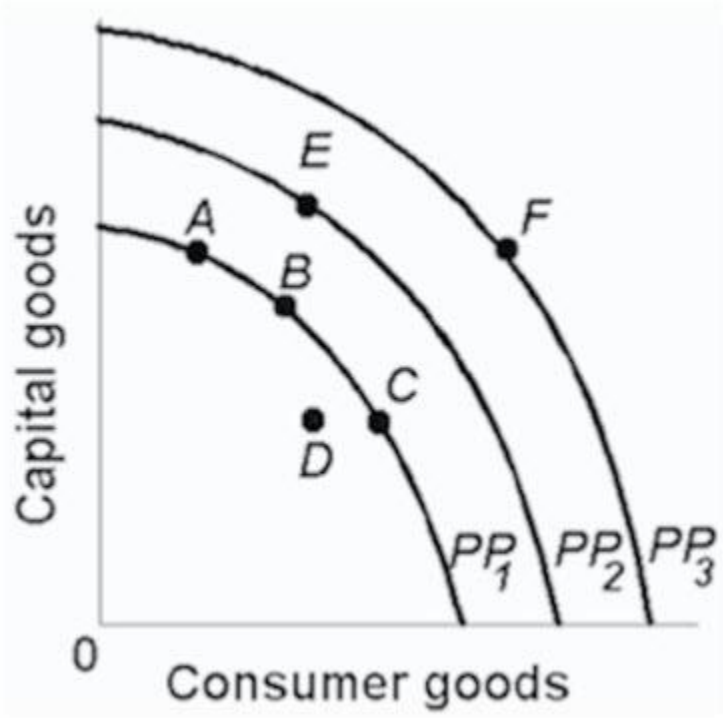

A) resources are perfectly substitutable.
B) wants are virtually unlimited.
C) prices are constant.
D) resources are not equally suited for alternative uses.

159) The marginal benefit curve is:
A) upward sloping because of increasing marginal opportunity costs.
B) upward sloping because successive units of a specific product yield less and less extra utility.
C) downward sloping because of increasing marginal opportunity costs.
D) downward sloping because successive units of a specific product yield less and less extra utility.

160) The marginal cost curve is:
- A) upsloping because of increasing marginal opportunity costs.
- B) upsloping because successive units of a specific product yield less and less extra utility.
- C) downsloping because of increasing marginal opportunity costs.
- D) downsloping because successive units of a specific product yield less and less extra utility.

161) The output of LED TVs should be:
- A) reduced if marginal benefits exceed marginal costs.
- B) reduced if marginal costs exceed marginal benefits.
- C) increased if marginal costs exceed marginal benefits.
- D) reduced to zero if their unit costs exceed the unit costs of alternative products.

162) If the output of product X is such that marginal benefit equals marginal cost:
- A) no more resources should be allocated to X.
- B) society is optimally producing X.
- C) there can be no net gain to society by allocating either more or less resources to producing X.
- D) all of these are correct.

Microeconomics (Canadian) 17th edition McConnell Test Bank

163)

Refer to the above diagram for athletic shoes. The optimal output of shoes:

A) is Q_1.
B) is Q_2.
C) is Q_3.
D) is greater than Q_3.

Microeconomics (Canadian) 17th edition McConnell Test Bank

164) **The following is a graph showing marginal benefit and marginal cost (dollars) and quantity of shoes**

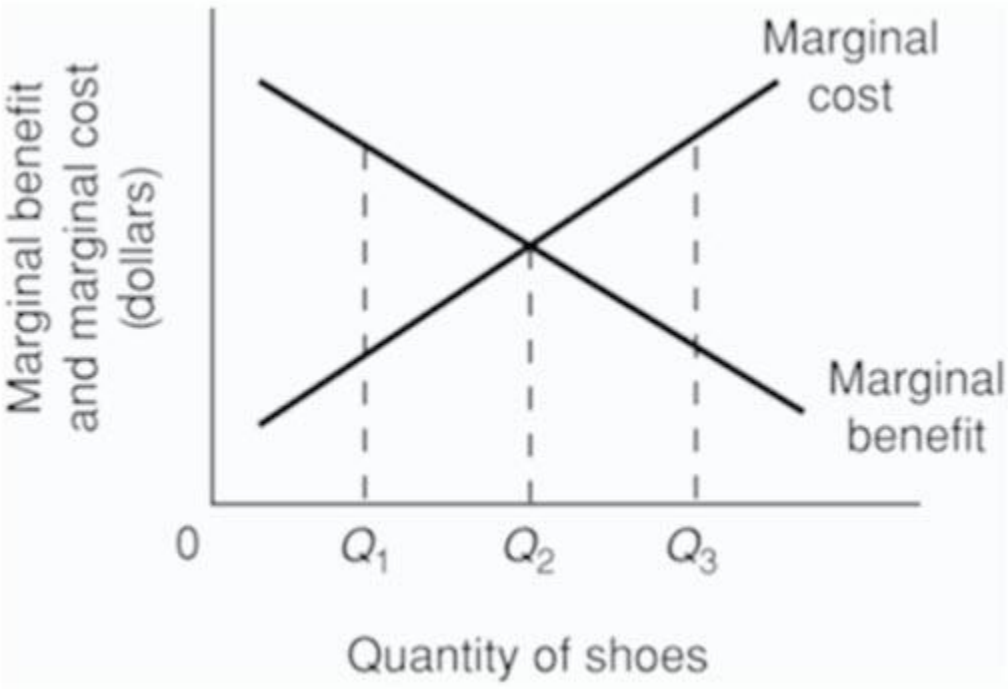

Refer to the above diagram for athletic shoes. If the current output of shoes is Q_1, then:

A) society would be better off by producing additional units of shoes.
B) society would consider additional units of shoes to be less valuable than alternative products.
C) society would experience a net loss by producing more shoes.
D) resources are being allocated efficiently to the production of shoes.

Microeconomics (Canadian) 17th edition McConnell Test Bank

165) **The following is a graph showing marginal benefit and marginal cost (dollars) and quantity of shoes**

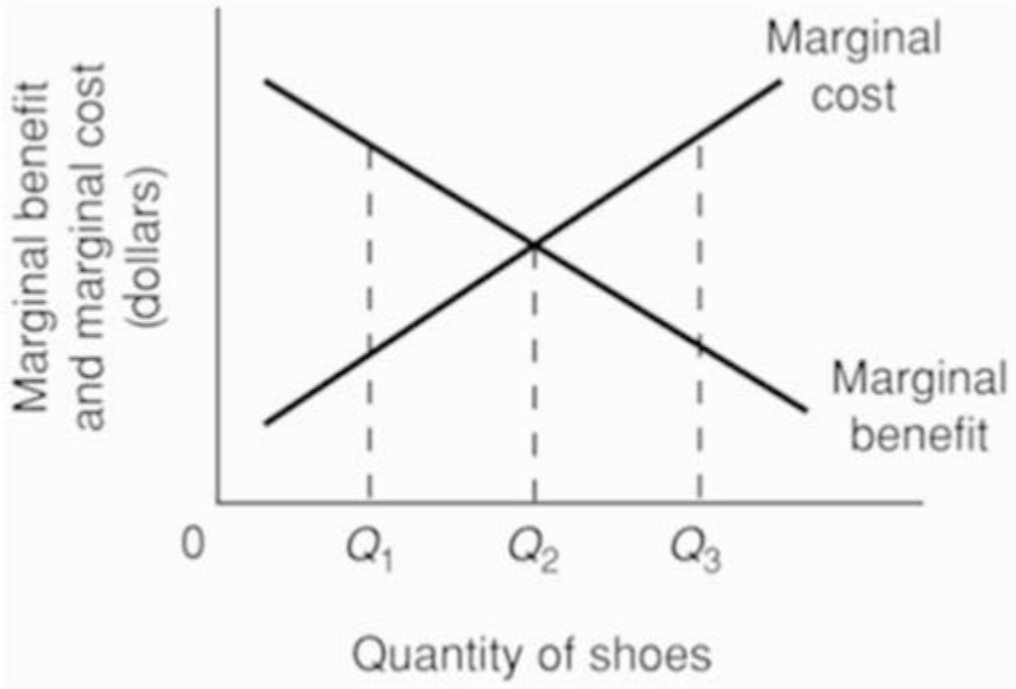

Refer to the above diagram for athletic shoes. If the current output of shoes is Q3, then:

A) resources are being allocated efficiently to the production of shoes.
B) society would consider additional units of shoes to be more valuable than alternative products.
C) society would experience a net marginal loss by producing more shoes.
D) society would experience a net gain by producing more shoes.

166) Recessions are typically characterised by points:

A) inside the production possibilities curve.
B) outside the production possibilities curve.
C) on the production possibilities curve.
D) that are not attainable on the production possibilities curve.

167) Production possibilities (alternatives)

	A	B	C	D	E	F
Capital goods	5	4	3	2	1	0
Consumer goods	0	5	9	12	14	15

Refer to the above table. As compared to production alternative D, the choice of alternative C would:

A) tend to generate a more rapid growth rate.
B) be unattainable.
C) entail unemployment.
D) tend to generate a slower growth rate.

168) Production possibilities (alternatives)

	A	B	C	D	E	F
Capital goods	5	4	3	2	1	0
Consumer goods	0	5	9	12	14	15

Refer to the above table. A total output of 3 units of capital goods and 4 units of consumer goods:

A) is irrelevant because the economy is capable of producing a larger total output.
B) will result in the maximum rate of growth available to this economy.
C) would involve an inefficient use of the economy's scarce resources.
D) is unobtainable in this economy.

Microeconomics (Canadian) 17th edition McConnell Test Bank

169) Production possibilities (alternatives)

	A	B	C	D	E	F
Capital goods	5	4	3	2	1	0
Consumer goods	0	5	9	12	14	15

Refer to the above table. For this economy to produce a total output of 3 units of capital goods and 13 units of consumer goods it must:

A) achieve economic growth.
B) use its resources more efficiently than the data in the table now indicate.
C) allocate its available resources most efficiently among alternative uses.
D) achieve the full employment of available resources.

170) Production possibilities tables for two countries, North Cantina and South Cantina:

North Cantina Production possibilities (alternatives)

	A	B	C	D	E	F
Capital goods	5	4	3	2	1	0
Consumer goods	0	10	18	24	28	30

South Cantina Production possibilities (alternatives)

	A	B	C	D	E	F
Capital goods	5	4	3	2	1	0
Consumer goods	0	8	15	21	25	27

Refer to the above tables. Suppose that North Cantina is producing 2 units of capital goods and 17 units of consumer goods while South Cantina is producing 2 units of capital goods and 21 units of consumer goods. We can conclude that:

A) North Cantina is fully and efficiently using its resources, but South Cantina is not.
B) South Cantina is fully and efficiently using its resources, but North Cantina is not.
C) neither South Cantina nor North Cantina are fully and efficiently using their resources.
D) both South Cantina and North Cantina are fully and efficiently using their resources.

Microeconomics (Canadian) 17th edition McConnell Test Bank

171) Production possibilities tables for two countries, North Cantina and South Cantina:

North Cantina Production possibilities (alternatives)

	A	B	C	D	E	F
Capital goods	5	4	3	2	1	0
Consumer goods	0	10	18	24	28	30

South Cantina Production possibilities (alternatives)

	A	B	C	D	E	F
Capital goods	5	4	3	2	1	0
Consumer goods	0	8	15	21	25	27

Refer to the above tables. Suppose that resources in North Cantina and South Cantina are identical in quantity and quality. We can conclude that:

A) South Cantina has better technology than North Cantina in producing both capital and consumer goods.
B) South Cantina has better technology than North Cantina in producing capital goods.
C) North Cantina is growing more rapidly than South Cantina.
D) North Cantina has better technology than South Cantina in producing consumer goods.

172)

Production Possibilities						
Product	A	B	C	D	E	F
Tanks	0	1	2	3	4	5
Autos	1000	950	850	650	350	0

Refer to the table below. According to the production possibilities schedule for the economy which produces two products, a combination of four tanks and 650 autos is: Production Possibilities

A) attainable, but involves an efficient use of society's resources.
B) attainable, but would not be in the best interests of a strong national defence.
C) not attainable because it is not listed in the schedule.
D) not attainable because society does not have sufficient resources to produce this combination.

Microeconomics (Canadian) 17th edition McConnell Test Bank

173) Assume that a change in government policy results in the increased production of both consumer goods and investment goods. It can be concluded that:

A) the economy was suffering from unemployment and/or the inefficient use of resources before the policy change.
B) the economy's production possibilities curve has been shifted to the left as a result of the policy decision.
C) this economy's production possibilities curve is convex (bowed inward) as viewed from the origin.
D) the law of increasing opportunity costs does not apply in this society.

174) Refer to the diagram. This economy will experience unemployment if it produces at point:

A) A.
B) B.
C) C.
D) D.

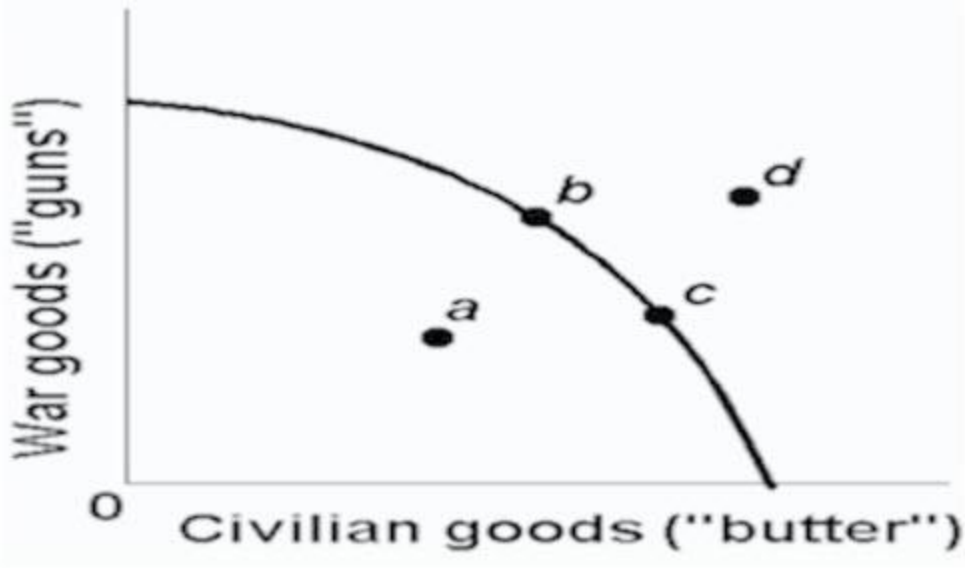

175)

Refer to the above production possibilities curve. At the onset of World War II Canada had large amounts of idle human and property resources. Its economic adjustment from peacetime to wartime can best be described by the movement from point:

A) c to point b.
B) b to point c.
C) a to point b.
D) c to point d.

Microeconomics (Canadian) 17th edition McConnell Test Bank

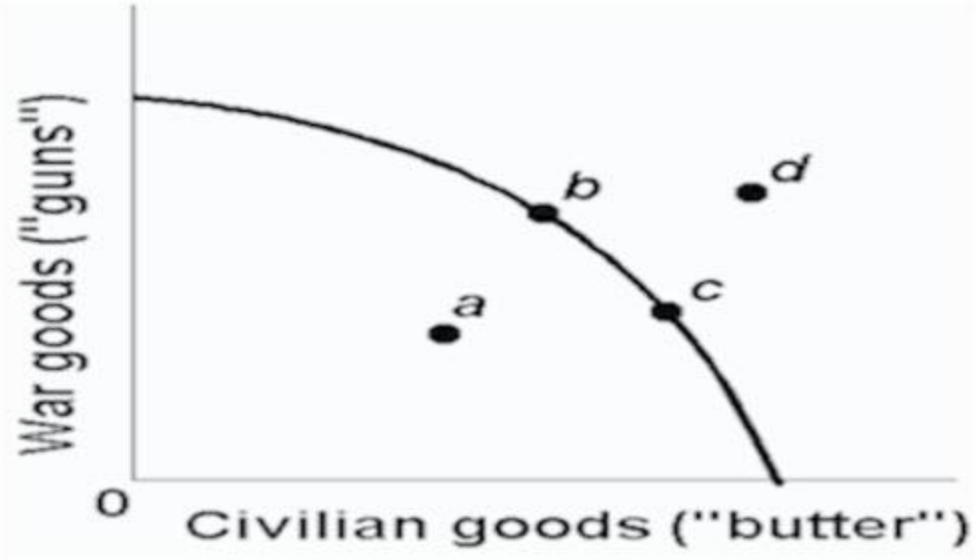

176)

Refer to the above production possibilities curve. At the onset of World War II the Soviet Union's economy was already at full employment. Its economic adjustment from peacetime to wartime can best be described by the movement from point:

A) c to point b.
B) b to point c.
C) a to point b.
D) c to point d.

177) Any point inside the production possibilities curve indicates:

A) the realization of allocative efficiency.
B) that resources are imperfectly shiftable among alternative uses.
C) the presence of inflationary pressures.
D) that more output could be produced with available resources.

178) Unemployment and/or productive inefficiencies:

A) cause the production possibilities curve to shift outward.
B) can exist at any point on a production possibilities curve.
C) can both be illustrated by a point outside the production possibilities curve.
D) can both be illustrated by a point inside the production possibilities curve.

Microeconomics (Canadian) 17th edition McConnell Test Bank

179) A point inside a production possibilities curve may indicate:
- A) unemployment.
- B) the inefficient use of resources.
- C) failure to use the best available technology.
- D) all of these are correct.

180) Assume an economy is incurring unemployment and failing to realize least-cost production. The immediate effect of resolving these problems will be to:
- A) move the level of actual output closer to the economy's production possibilities curve.
- B) create a less equal distribution of income.
- C) shift its production possibilities curve to the left.
- D) shift its production possibilities curve to the right.

181) If an economy is operating inside its production possibilities curve for consumer goods and capital goods, this means that it:
- A) can only produce more consumer goods by producing fewer capital goods.
- B) can only produce more capital goods by producing fewer consumer goods.
- C) can produce more of both consumer goods and capital goods by using its resources more efficiently.
- D) must improve its technology to produce more output.

182) Which of the following will not require an outward shift of the production possibilities curve?
- A) an upgrading of the quality of a nation's human resources
- B) the reduction of unemployment
- C) an increase in the quantity of a society's labour force
- D) the improvement of a society's technological knowledge

Microeconomics (Canadian) 17th edition McConnell Test Bank

183) **The following is a graph showing consumer goods and capital goods**

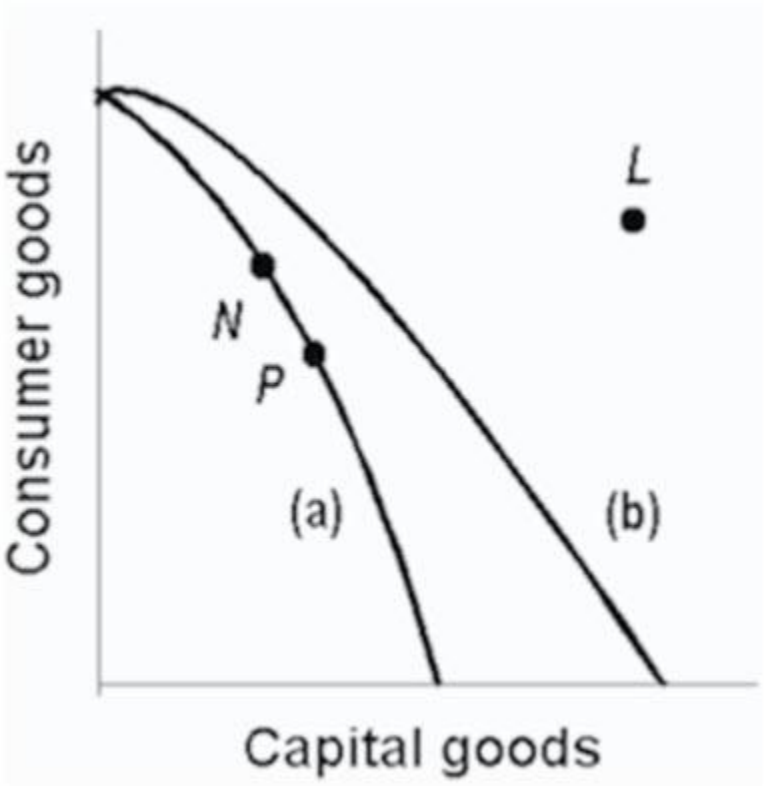

Refer to the above production possibilities curves. Curve (a) is the current curve for the economy. The movement from curve (a) to curve (b) suggests:

A) a movement from unemployment to full employment.
B) an improvement in technology and an increase in maximum possible production.
C) a decrease in efficiency and an increase in maximum possible production.
D) a decline in the total output of this society.

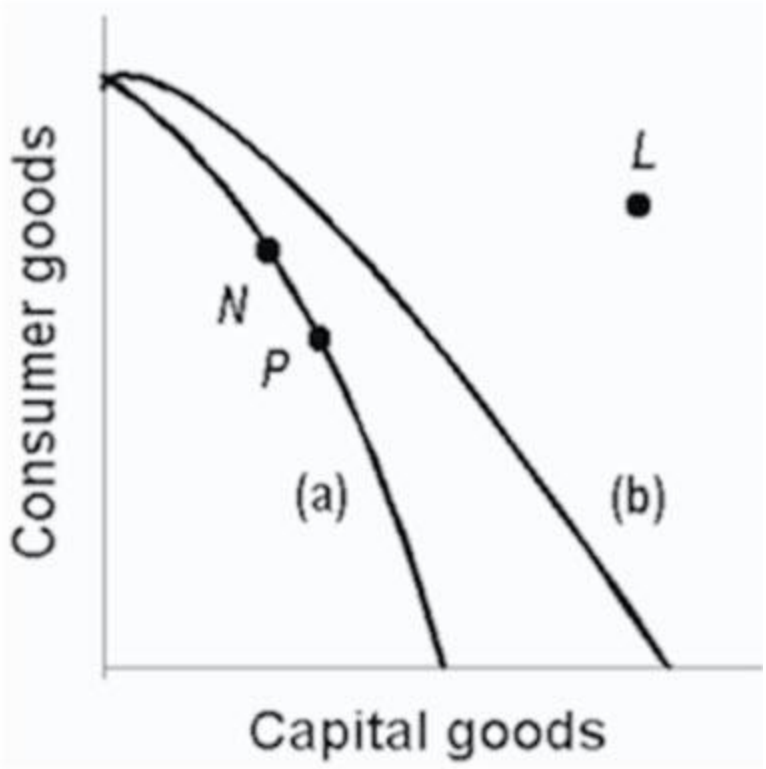

184)

Refer to the above production possibilities curves. Curve (a) is the current curve for the economy. Other things being equal, society's current choice of point P on curve (a) will:

A) allow it to achieve more rapid economic growth than would the choice of point N.
B) entail a slower rate of economic growth than would the choice of point N.
C) entail the same rate of growth as would the choice of point N.
D) be unobtainable because it exceeds the productive capacity of the economy.

185) The basic difference between consumer goods and capital goods is that:

A) consumer goods are produced in the private sector and capital goods are produced in the public sector.
B) an economy that commits a relatively large proportion of its resources to capital goods must accept a lower growth rate.
C) the production of capital goods is not subject to the law of increasing opportunity costs.
D) consumer goods satisfy wants directly while capital goods satisfy wants indirectly.

Microeconomics (Canadian) 17th edition McConnell Test Bank

186) Which of the following would be most likely to shift the production possibilities curve to the right?
- A) a sudden and substantial expansion of consumer wants
- B) an improvement in the literacy level and general level of education
- C) a decline in the size of the population and labour force
- D) shifting resources from butter to gun production

187) Which of the following will not shift a nation's production possibilities curve?
- A) the acquisition of more education and training by its labour force
- B) the widespread application of irrigation to its agricultural land
- C) an increase in the rate of unemployment
- D) the discovery of new super-conductivity materials which makes manufacturing more efficient

188) Which of the following will shift the production possibilities curve to the right?
- A) an increase in the unemployment rate from 6 to 8 percent
- B) a decline in the efficiency with which the present labour force is allocated
- C) a decrease in the unemployment rate from 8 to 6 percent
- D) a technological advance which allows farmers to produce more output from given inputs

189) Other things equal, which of the following would shift an economy's production possibilities curve to the left?
- A) the discovery of a low-cost means of generating and storing solar energy
- B) the entrance of more women into the labour force
- C) a law requiring mandatory retirement from the labour force at age 55
- D) an increase in the proportion of total output which consists of capital or investment goods

Microeconomics (Canadian) 17th edition McConnell Test Bank

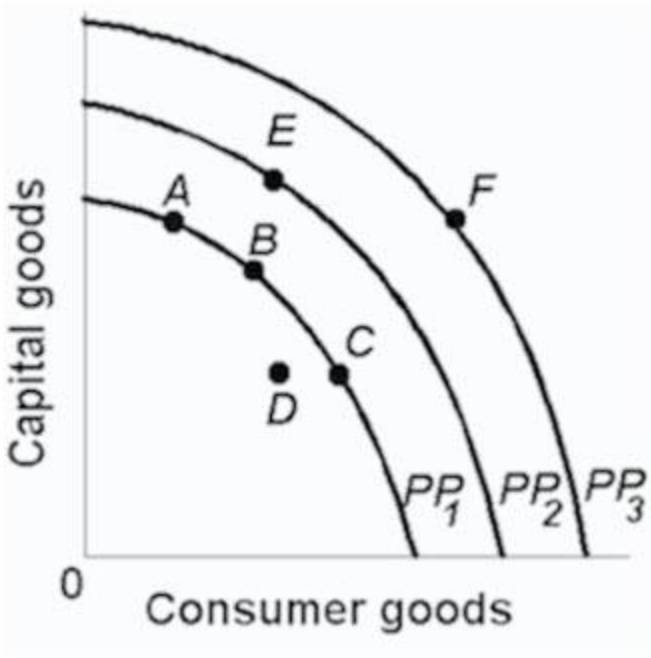

190)

Refer to the above diagram. An improvement in technology will:

A) shift the production possibilities curve from PP_1 to PP_2.
B) shift the production possibilities curve from PP_2 to PP_1.
C) move the economy from A to C along PP_1.
D) move the economy from A, B, or C on PP_1 to D.

Microeconomics (Canadian) 17th edition McConnell Test Bank

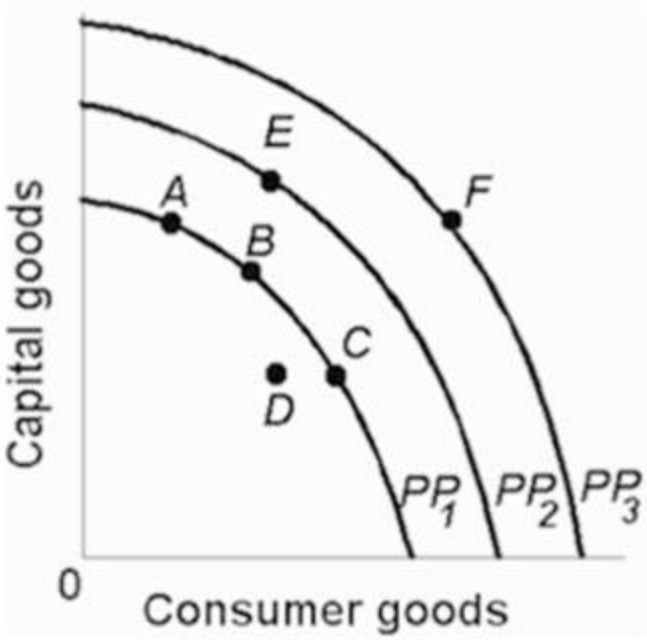

191)

Refer to the above diagram. Which one of the following would shift the production possibilities curve from PP_1 to PP_2

A) immigration of skilled workers into the economy
B) worsening of the AIDS epidemic
C) an increase in consumer prices
D) a reduction in the age of retirement.

192) Which situation would most likely shift the production possibilities curve for a nation in an outward direction?

A) A decrease in the quality of products
B) An increase in the supply of resources
C) A decrease in the state of technology
D) An increase in price of resources

193) Which situation would most likely cause a nation's production possibilities curve to shift inward?

A) The construction of more capital goods
B) A decrease in the price of resources
C) An increase in the number of skilled workers
D) A decrease in the number of skilled workers

Microeconomics (Canadian) 17th edition McConnell Test Bank

194) All of the following could immediately or eventually lead to an inward shift of a nation's production possibilities curve, except:
- A) an increase in the amount of discrimination.
- B) a decline in the birth rate.
- C) an increase in the average skill level of all occupational groups.
- D) depletion and reduced availability of major energy resources.

195) Some agricultural sub-Saharan nations of Africa have over-farmed and overgrazed their land to the extent that significant portions of it have turned into desert. This suggests that:
- A) the concavity of the production possibilities curves of such nations has increased.
- B) the production possibilities curves of such nations have shifted inward.
- C) the production possibilities curves of such nations have shifted outward.
- D) these nations are operating at some point outside of their production possibilities curves.

196) Which of the following statements, if any, is correct for a nation which is producing only consumption and capital goods?
- A) Other things equal, the more consumer goods a nation produces, the greater will be its future growth rate.
- B) Other things equal, the more capital goods a nation produces, the greater will be its future growth rate.
- C) There is no general relationship between the current division of output between consumer and capital goods and the future growth rate.
- D) It will be producing at point within its Production Possibility Curve.

197) If country A has been investing a larger proportion of its domestic output than Canada has, then, we would expect:
- A) a higher rate of growth of domestic output in country A than in Canada.
- B) greater rightward shifts in country A's production possibilities curve as compared to Canada.
- C) that in the long run living standards would rise more rapidly in country A than in Canada.
- D) all of these are correct.

Microeconomics (Canadian) 17th edition McConnell Test Bank

198) Deltonia produces both consumer and capital goods. If it reduces the percentage of its output devoted to capital goods, then:

A) its rate of growth will tend to decline.
B) its production possibilities curve will necessarily shift to the left.
C) it must also reduce the percentage of its output devoted to consumer goods.
D) its rate of growth will tend to increase.

199) Refer to the diagram below. Other things equal, this economy will achieve the most rapid rate of growth if:

A) the ratio of capital to consumer goods is minimized.
B) it chooses point C.
C) it chooses point B.
D) it chooses point A.

200) The future location of the economy's production possibilities curve will be affected by:

A) the current division of domestic output between consumption and capital goods.
B) the rate of technological progress.
C) the growth of the economy's supplies of resources.
D) all of these are correct.

201) Refer to the diagram below. Which of the following positions relative to PP_1 would be the most likely to result in a future production possibilities curve of PP_3, rather than PP_2?

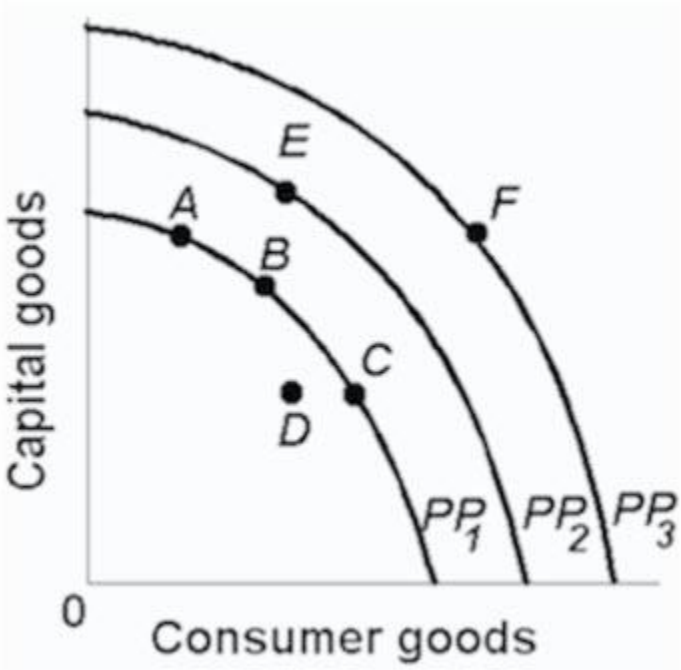

A) A.
B) B.
C) C.
D) D.

202) Through specialization and international trade a nation:
A) can achieve some combination of goods lying outside its production possibilities curve.
B) will move from a high consumption-low investment to a high investment-low consumption point on its production possibilities curve.
C) will achieve some combination of goods lying within its production possibilities curve.
D) will cause its production possibilities curve to shift leftward.

203) A country can achieve some combination of goods outside its production possibilities curve by:
- A) idling some of its resources.
- B) specializing and engaging in international trade.
- C) buying the debt (bonds and stocks) of foreign nations.
- D) producing more consumption goods and fewer capital goods.

204) International specialization and trade:
- A) allow a nation to get more of a desired good at less sacrifice of some other good.
- B) can allow an economy to circumvent the output limits imposed by its domestic production possibilities curve.
- C) Has the same effect as having more and better resources.
- D) all of these are correct.

205) Economists:
- A) always put the independent variable on the horizontal axis and the dependent variable on the vertical axis.
- B) always put the dependent variable on the horizontal axis and the independent variable on the vertical axis.
- C) are somewhat arbitrary in assigning independent and dependent variables to the horizontal and vertical axes.
- D) measure the slope of a line differently than do mathematicians.

206) If we say that two variables are directly related, this means that:
- A) the relationship between the two is purely random.
- B) an increase in one variable is associated with a decrease in the other variable.
- C) an increase in one variable is associated with an increase in the other variable.
- D) the graph has a down sloping line.

207) If we say that two variables are inversely related, this means that:
- A) the two graph as an upsloping line.
- B) an increase in one variable is associated with a decrease in the other.
- C) an increase in one variable is associated with an increase in the other.
- D) the resulting relationship can be portrayed by a straight line parallel to the horizontal axis.

Microeconomics (Canadian) 17th edition McConnell Test Bank

208) Which of the following statements is correct?
- A) The value of the independent variable is determined by the value of the dependent variable.
- B) The value of the dependent variable is determined by the value of the independent variable.
- C) The dependent variable designates the "cause" and the independent variable the "effect."
- D) Dependent variables graph as upsloping lines; independent variables graph as downward sloping lines.

209) Refer to the below diagram. Which line(s) show(s) a positive relationship between x and y?

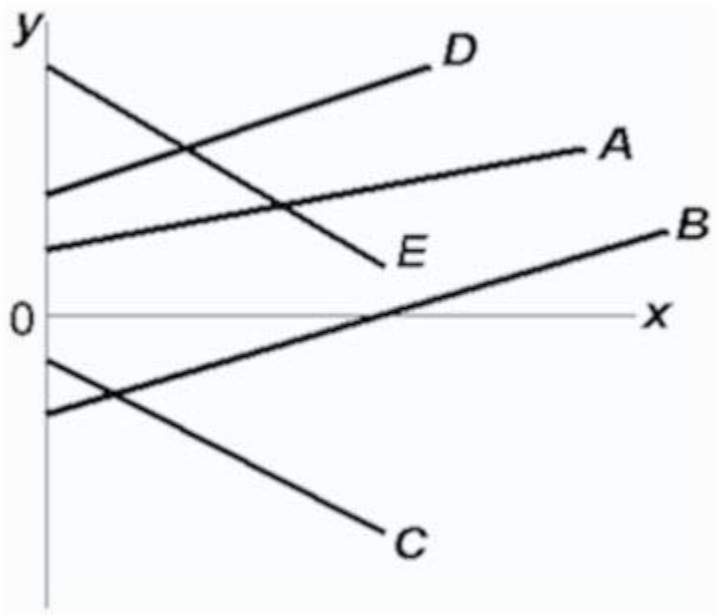

- A) A only
- B) both A and D
- C) A, B, and D
- D) both C and E

Microeconomics (Canadian) 17th edition McConnell Test Bank

210) Refer to the below diagram. Which line(s) show(s) a negative relationship between x and y?

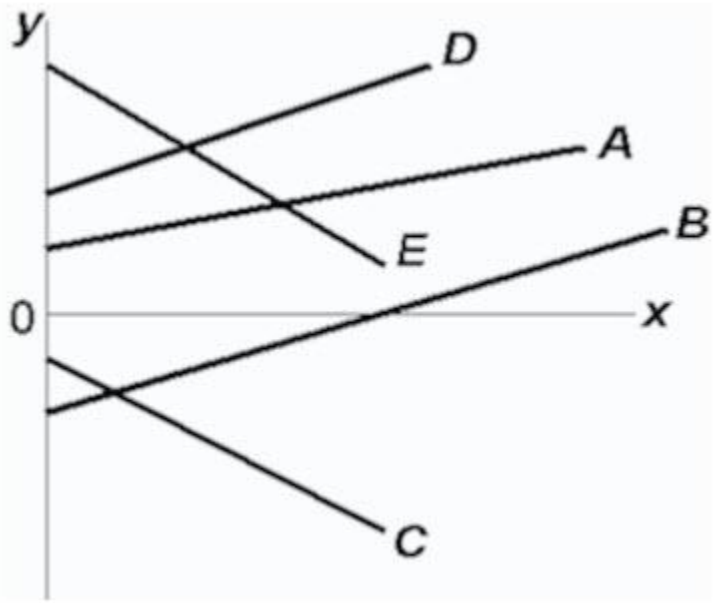

A) A only
B) both A and D
C) A, B, and D
D) both C and E

Microeconomics (Canadian) 17th edition McConnell Test Bank

211) Refer to the below diagram. Which line(s) show(s) a positive vertical intercept?

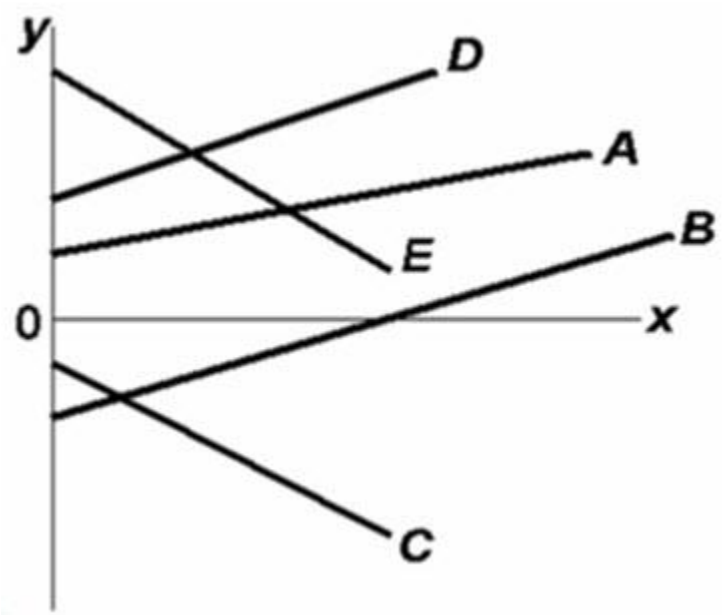

A) A and D only
B) B and C only
C) A, D, and E
D) A, D, and B

Microeconomics (Canadian) 17th edition McConnell Test Bank

212) Refer to the below diagram. Which line(s) show(s) a negative vertical intercept?

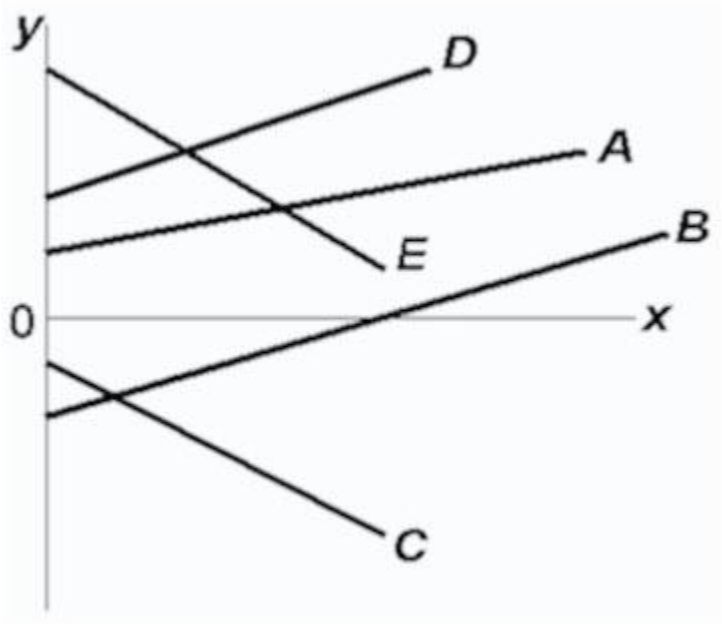

A) C only
B) both C and E
C) B, C, and E
D) both B and C

213) If two variables are inversely related, then as the value of one variable:
A) increases, the value of the other may either increase or decrease.
B) decreases, the value of the other decreases.
C) increases, the value of the other decreases.
D) increases, the value of the other increases.

214) If a positive relationship exists between x and y:
A) an increase in x will cause y to decrease.
B) a decrease in x will cause y to increase.
C) the relationship will graph as an upsloping line.
D) the vertical intercept must be positive.

215) Answer on the basis of the relationships shown in the below four figures. The amount of Y is directly related to the amount of X in:

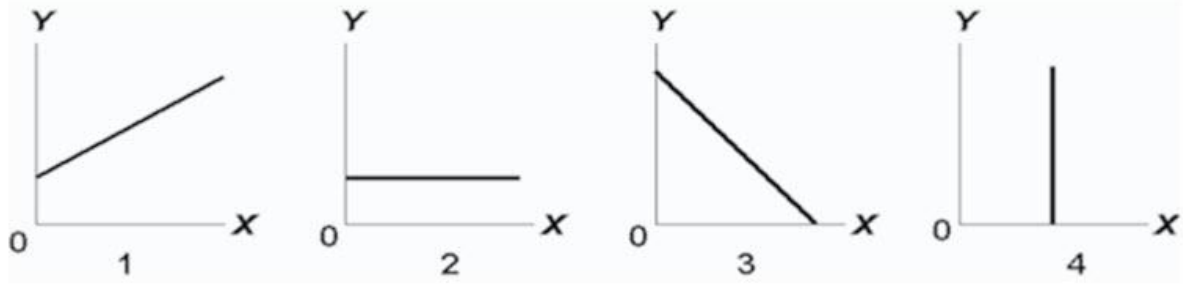

A) both 1 and 3.
B) both 1 and 2.
C) 2 only.
D) l only.

216) Answer on the basis of the relationships shown in the below four figures. The amount of Y is inversely related to the amount of X in:

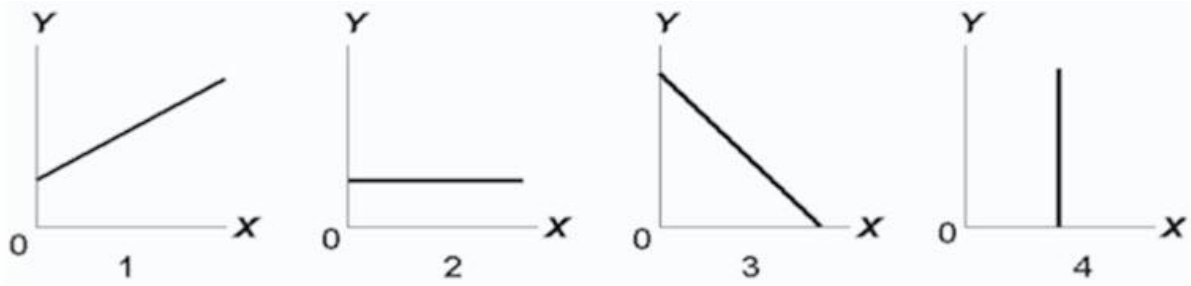

A) 2 only.
B) both 1 and 3.
C) 3 only.
D) 1 only.

217) Answer on the basis of the relationships shown in the below four figures. The amount of Y is unrelated to the amount of X in:

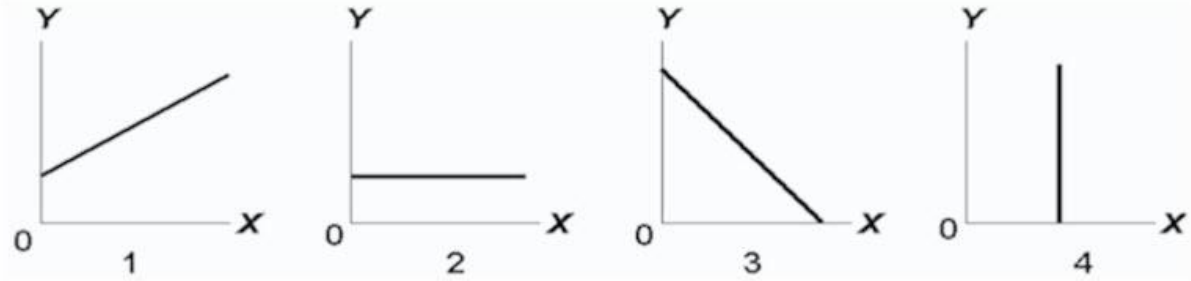

A) both 2 and 4.
B) 3 only.
C) 2 only.
D) 1

218) If price (P) and quantity (Q) are directly related, this means that:
A) a change in Q will alter P, but a change in P will not alter Q.
B) if P increases, Q will decrease.
C) if P increases, Q will also increase.
D) an increase in P will cause Q to change, but the direction in which Q changes cannot be predicted.

219) Assume that if the interest rate that businesses must pay to borrow funds were 20 percent, it would be unprofitable for businesses to invest in new machinery and equipment so that investment would be zero. But if the interest rate were 16 percent, businesses would find it profitable to invest $10 billion. If the interest rate were 12 percent, $20 billion would be invested. Assume that total investment continues to increase by $10 billion for each successive 4 percentage point decline in the interest rate.
Refer to the above information. Which of the following is an accurate verbal statement of the described relationship?
A) There is no regular or dependable relationship between business investment and the interest rate.
B) The amount of business investment is unaffected by changes in the interest rate.
C) Investment spending by businesses varies inversely with the interest rate.
D) Investment spending by businesses varies directly with the interest rate.

220) Assume that if the interest rate that businesses must pay to borrow funds were 20 percent, it would be unprofitable for businesses to invest in new machinery and equipment so that investment would be zero. But if the interest rate were 16 percent, businesses would find it profitable to invest $10 billion. If the interest rate were 12 percent, $20 billion would be invested. Assume that total investment continues to increase by $10 billion for each successive 4 Percentage-point decline in the interest rate.

Refer to the above information. Using i and I to indicate the interest rate and investment (in billions of dollars) respectively, which of the following is the correct tabular presentation of the described relationship?

(A)	(B)	(C)	(D)	(E)	(F)
i	I	I	I	I	I
20	$50	24	$10	$0	$10
16	40	20	20	10	20
12	30	16	30	20	30
8	20	12	40	30	40
4	10	8	50	40	50
0	0	4	60	50	60

A) Column (A)
B) Column (B)
C) Column (E)
D) Column (D)

221) Assume that if the interest rate that businesses must pay to borrow funds were 20 percent, it would be unprofitable for businesses to invest in new machinery and equipment so that investment would be zero. But if the interest rate were 16 percent, businesses would find it profitable to invest $10 billion. If the interest rate were 12 percent, $20 billion would be invested. Assume that total investment continues to increase by $10 billion for each successive 4 percentage point decline in the interest rate.

Refer to the above information. Denote interest rate by i and investment by I. Which of the following correctly expresses the indicated relationship as an equation?

A) i = 20 - 4I.
B) i = 20 -.4I.
C) i = 24 -.4I.
D) i = 20 - 10I.

Microeconomics (Canadian) 17th edition McConnell Test Bank

222) Assume that if the interest rate that businesses must pay to borrow funds were 20 percent, it would be unprofitable for businesses to invest in new machinery and equipment so that investment would be zero. But if the interest rate were 16 percent, businesses would find it profitable to invest $10 billion. If the interest rate were 12 percent, $20 billion would be invested. Assume that total investment continues to increase by $10 billion for each successive 4 percentage point decline in the interest rate.

Refer to the above information. Which of the following is the correct graphical presentation of the indicated relationship?

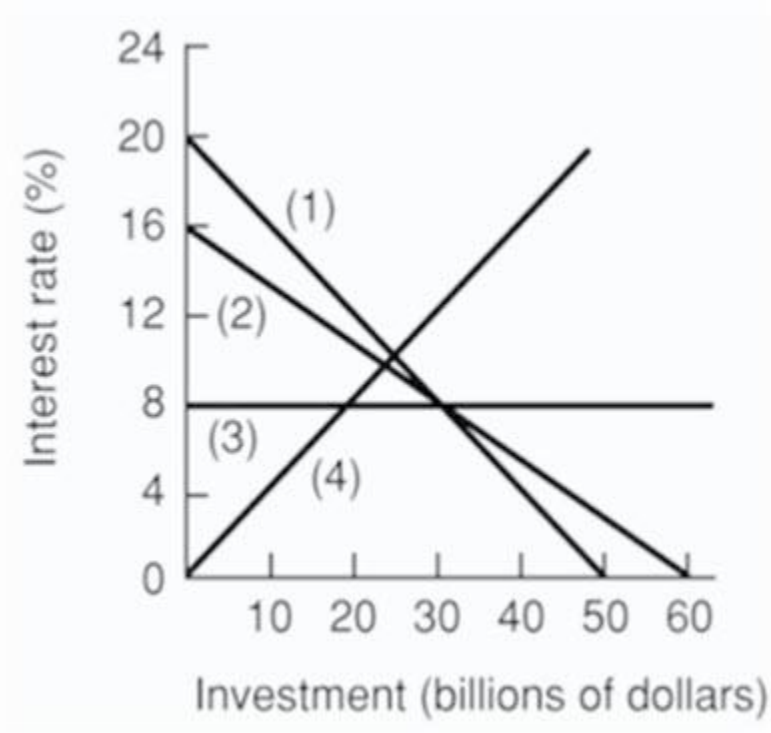

A) line 4
B) line 3
C) line 2
D) line 1

223)

After-tax income	Consumption
$1000	$900
2000	1800
3000	2700
4000	3600
5000	4500

The above data suggest that:

A) consumption varies inversely with after-tax income.
B) consumption varies directly with after-tax income.
C) consumption and after-tax income are unrelated.
D) a tax increase will increase consumption.

224)

After-tax income	Consumption
$1000	$900
2000	1800
3000	2700
4000	3600
5000	4500

The above data indicates that:

A) consumers spend 80 percent of their after-tax incomes.
B) consumers spend 90 percent of their after-tax incomes.
C) a tax reduction will reduce consumption.
D) the relationship between consumption and after-tax income is random.

Microeconomics (Canadian) 17th edition McConnell Test Bank

225)

After-tax income	Consumption
$1000	$900
2000	1800
3000	2700
4000	3600
5000	4500

The above data suggest that:

A) a policy of tax reduction will increase consumption.
B) a policy of tax increases will increase consumption.
C) tax changes will have no impact on consumption.
D) after-tax income should be lowered to increase consumption.

226) Refer to the below diagram. The variables X and Y are:

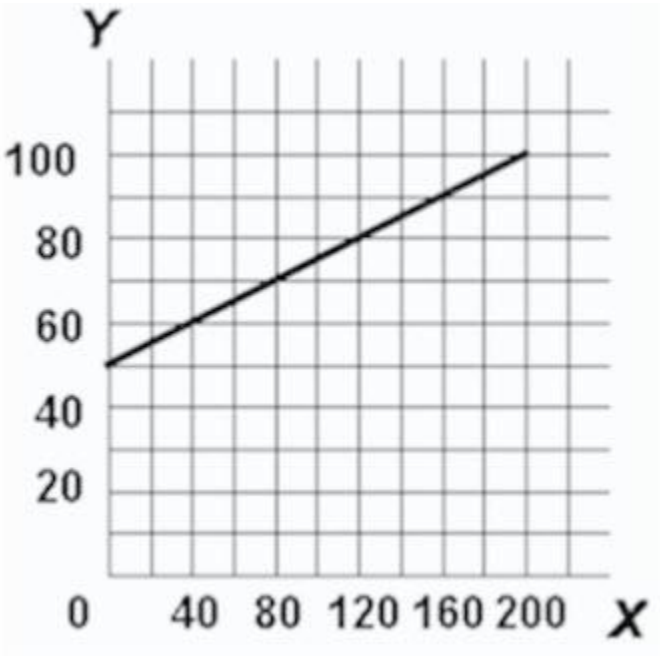

A) inversely related.
B) directly related.
C) unrelated.
D) negatively related.

Microeconomics (Canadian) 17th edition McConnell Test Bank

227) Refer to the below diagram. The vertical intercept:

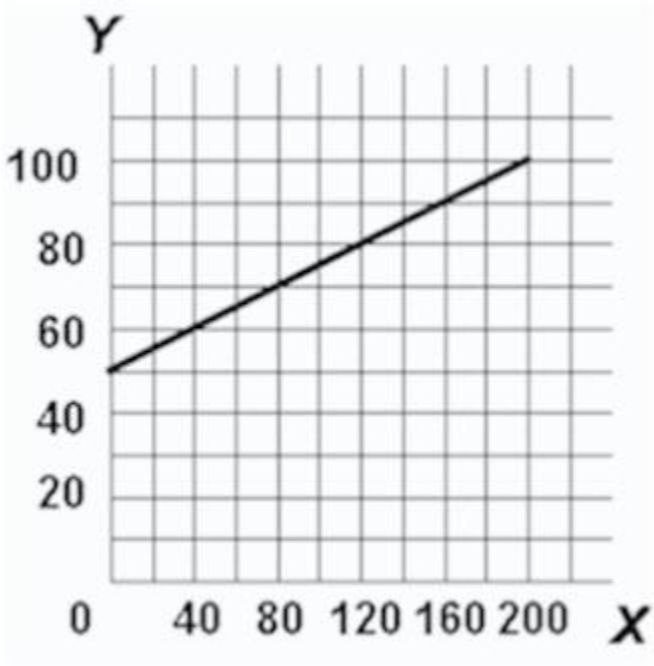

A) is 40.
B) is 50.
C) is 60.
D) cannot be determined from the information given.

Microeconomics (Canadian) 17th edition McConnell Test Bank

228) Refer to the below diagram. The slope of the line:

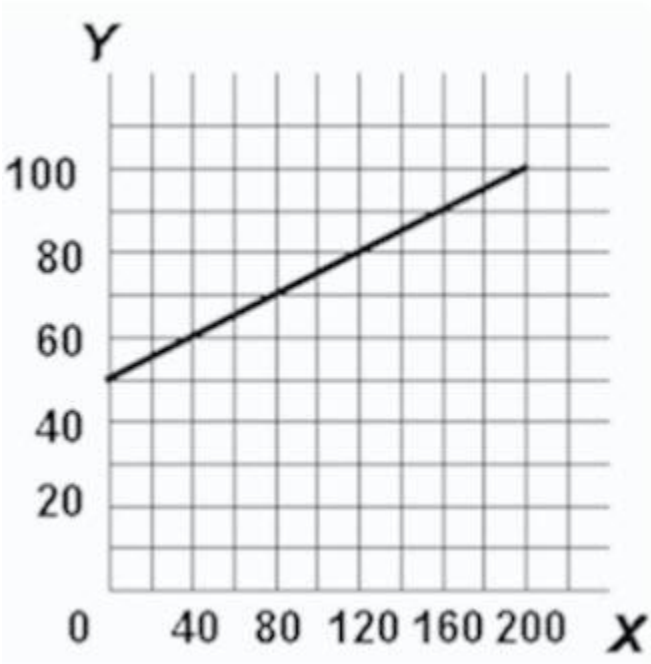

A) is $-^1/_4$.
B) is $+^1/_4$.
C) is.40.
D) cannot be determined from the information given.

229) Refer to the below diagram. The equation which shows the relationship between Y and X is:

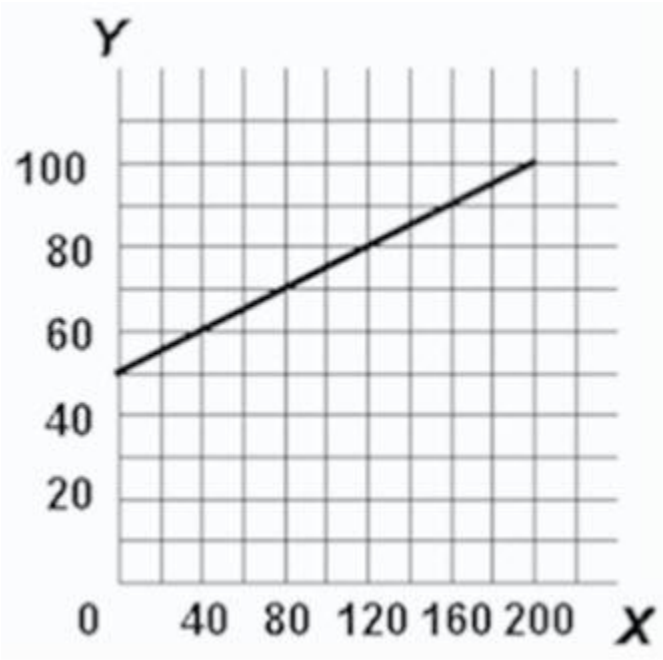

A) $Y = 50 + {}^{1}/_{4}X$.
B) $X = {}^{1}/_{4}Y$.
C) $Y = .4X$.
D) $Y = {}^{1}/_{4}X - 50$.

230) The slope of a straight line
A) does not depend on the absolute horizontal change.
B) can be determined by comparing the absolute vertical change to the absolute horizontal change between two points on the line.
C) can be determined by taking the reciprocal of the vertical intercept.
D) does not depend on the absolute vertical change.

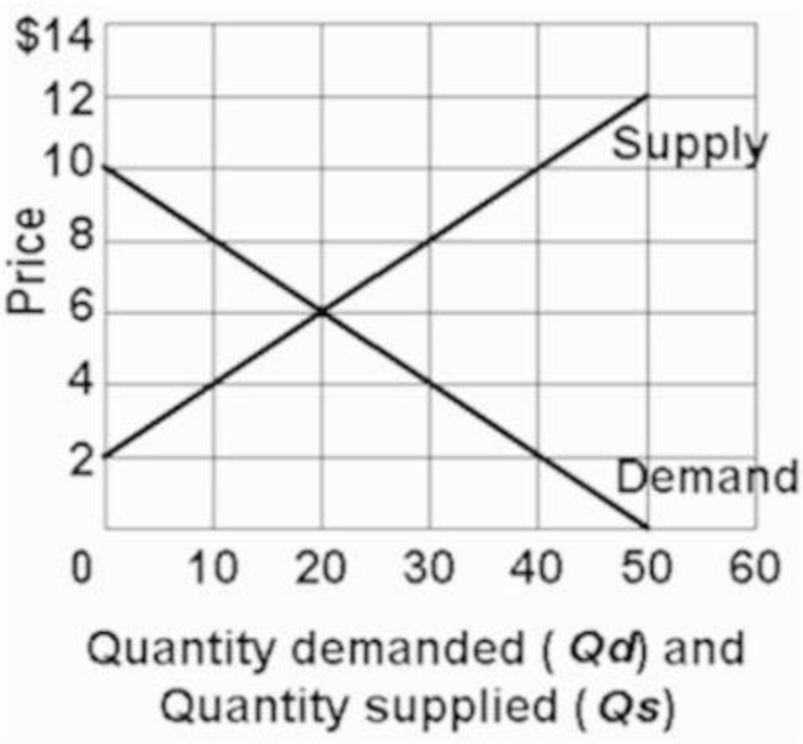

231)

Refer to the above graph. Which of the following statements is correct?

A) Quantity demanded and quantity supplied are independent of price.
B) Price and quantity demanded are directly related.
C) Price and quantity supplied are directly related.
D) Price and quantity supplied are inversely related.

Microeconomics (Canadian) 17th edition McConnell Test Bank

232) Refer to the above graph. Which of the following schedules correctly reflects "demand"?

(A)		(B)		(C)		(D)	
P	Qd	P	Qd	P	Qd	P	Qd
$12	0	$14	0	$14	60	$12	0
10	0	12	0	12	50	10	10
8	10	10	20	10	40	8	20
6	20	8	40	8	30	6	30
4	30	6	60	6	20	4	40
2	40	4	80	4	10	2	50

A) Schedule (A)
B) Schedule (B)
C) Schedule (C)
D) Schedule (D)

233) Refer to the above graph. Which of the following schedules could correctly reflects "supply"?

(A)		(B)		(C)		(D)	
P	Qd	P	Qd	P	Qd	P	Qd
$12	0	$14	0	$14	60	$12	0
10	0	12	0	12	50	10	10
8	10	10	20	10	40	8	20
6	20	8	40	8	30	6	30
4	30	6	60	6	20	4	40
2	40	4	80	4	10	2	50

A) Schedule (A)
B) Schedule (B)
C) Schedule (C)
D) Schedule (D)

Microeconomics (Canadian) 17th edition McConnell Test Bank

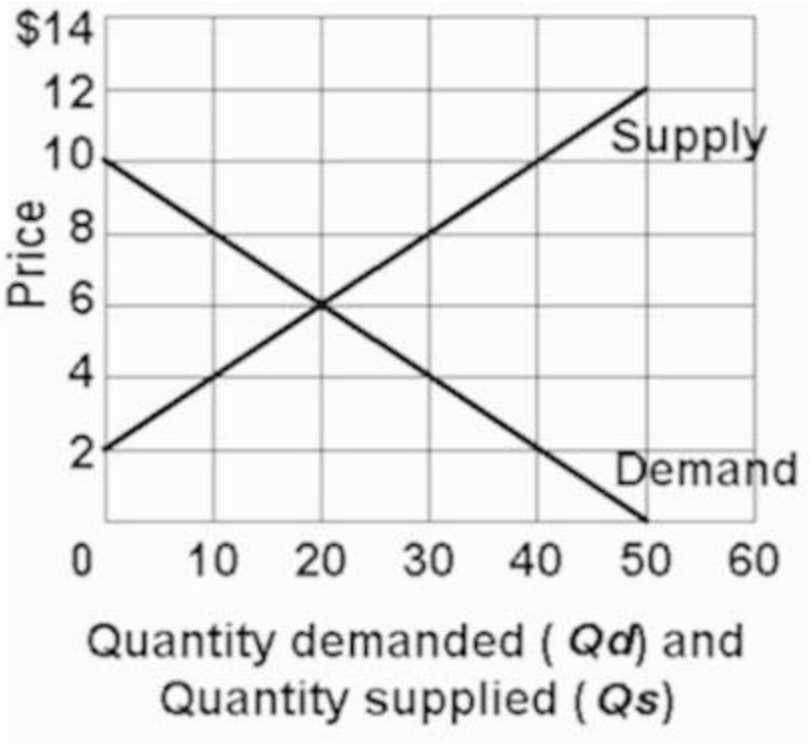

234)

Refer to the above graph. Using Q_d for quantity demanded and P for price, which of the following equations correctly states the demand for this product?

A) $P = Q_d/10$.
B) $P = 50 - P/2$.
C) $P = 10 - .2Q_d$.
D) $P = 10 - 2Q_d$.

Microeconomics (Canadian) 17th edition McConnell Test Bank

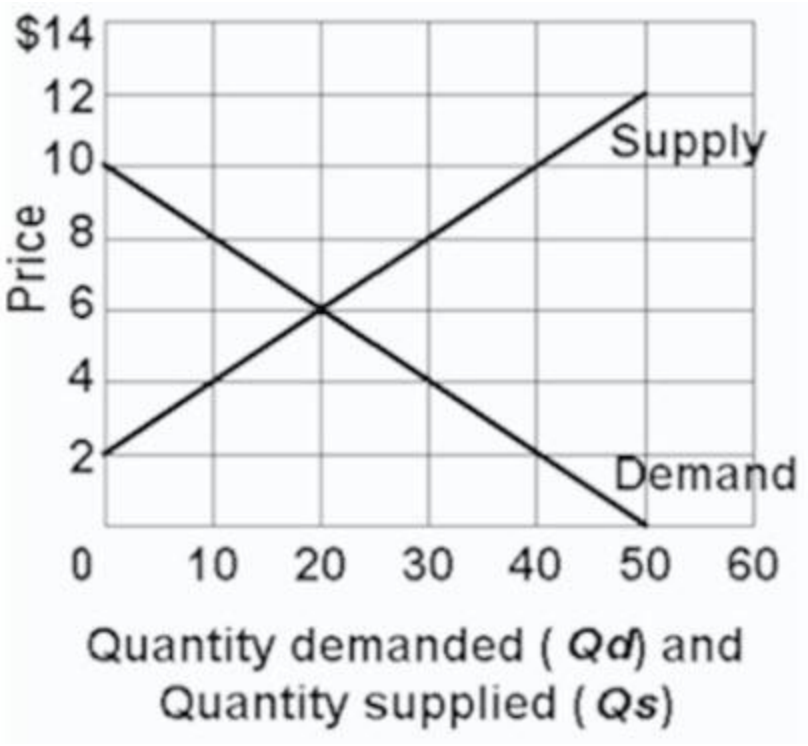

235)

Refer to the above graph. Using Q_s for quantity supplied and P for price, which of the following equations correctly states the supply of this product?

A) $P = 4 + .2Q_s$.
B) $P = 60/Q_s$.
C) $P = 10Q_s - 2P$.
D) $P = 2 + .2Q_s$.

236) Assume a household would consume $100 worth of goods and services per week if its weekly income were zero and would spend an additional $80 per week for each $100 of additional income. Letting C represent consumption and Y represent income, the equation which summarizes this relationship is:

A) C = 80 + 100Y.
B) C = 100 +.8Y.
C) C = 100 + 80Y.
D) C = 80 +.1Y.

Microeconomics (Canadian) 17th edition McConnell Test Bank

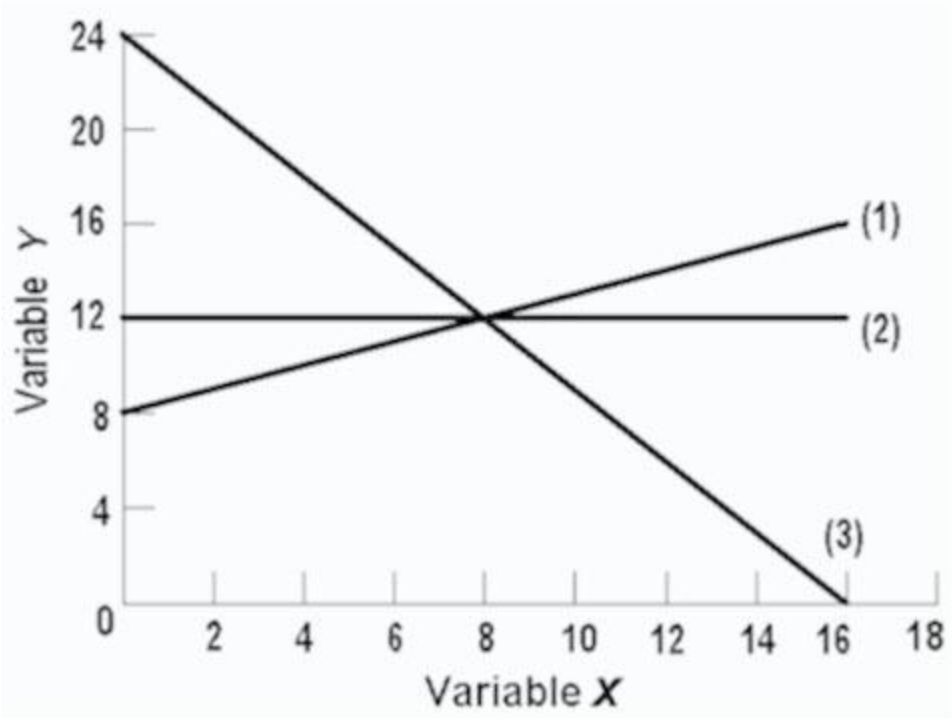

237)

In line (1) on the above graph, the variables x and y are:

A) nonlinearly related.
B) positively related.
C) negatively related.
D) inversely related.

Microeconomics (Canadian) 17th edition McConnell Test Bank

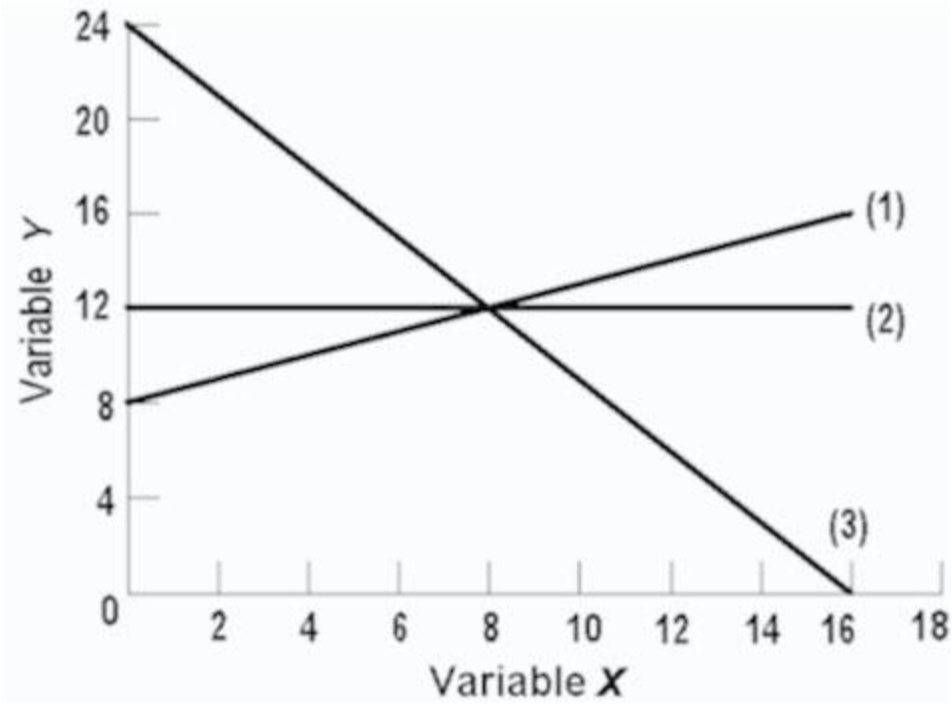

238)

In line (3) on the above graph, variables x and y are:

A) directly related.
B) negatively related.
C) positively related.
D) nonlinearly related.

Microeconomics (Canadian) 17th edition McConnell Test Bank

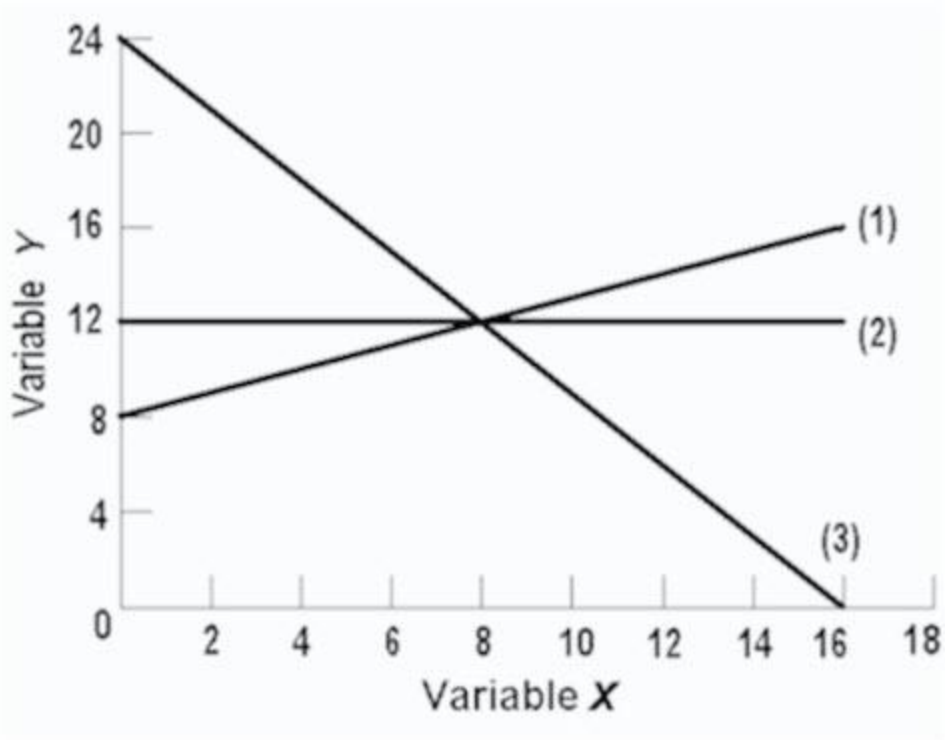

239)

The linear equation for line (1) on the above graph is:

A) y = 8 + 2x.
B) y = 8 +.5x.
C) x = 8 +.5y.
D) y = 8 - 2x.

Microeconomics (Canadian) 17th edition McConnell Test Bank

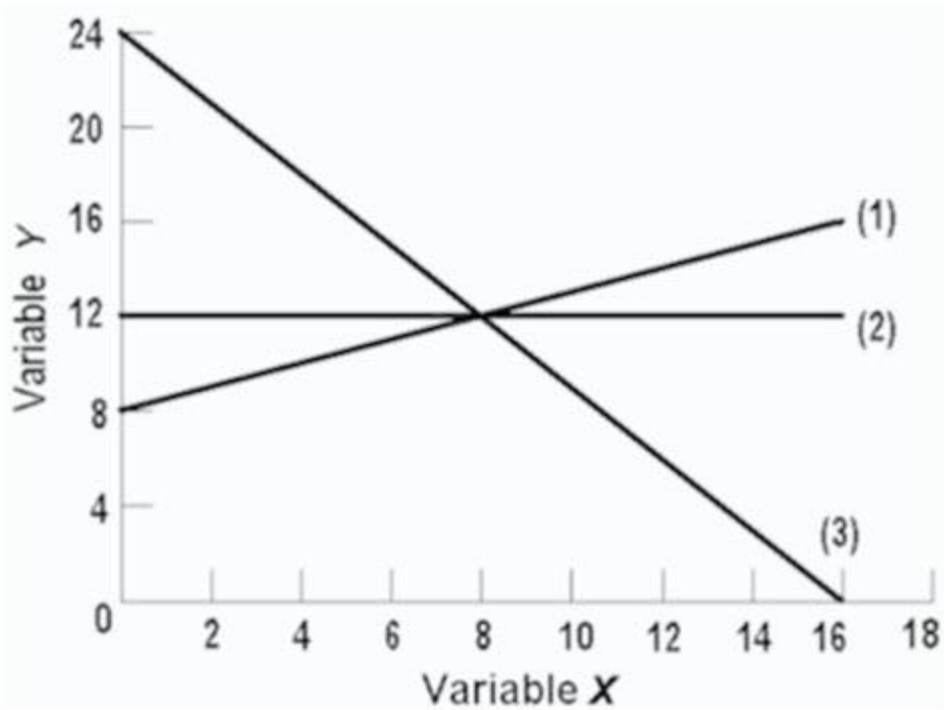

240)

The slope of line (2) on the above graph is:

A) 0
B) .66.
C) .75.
D) 1.50.

Microeconomics (Canadian) 17th edition McConnell Test Bank

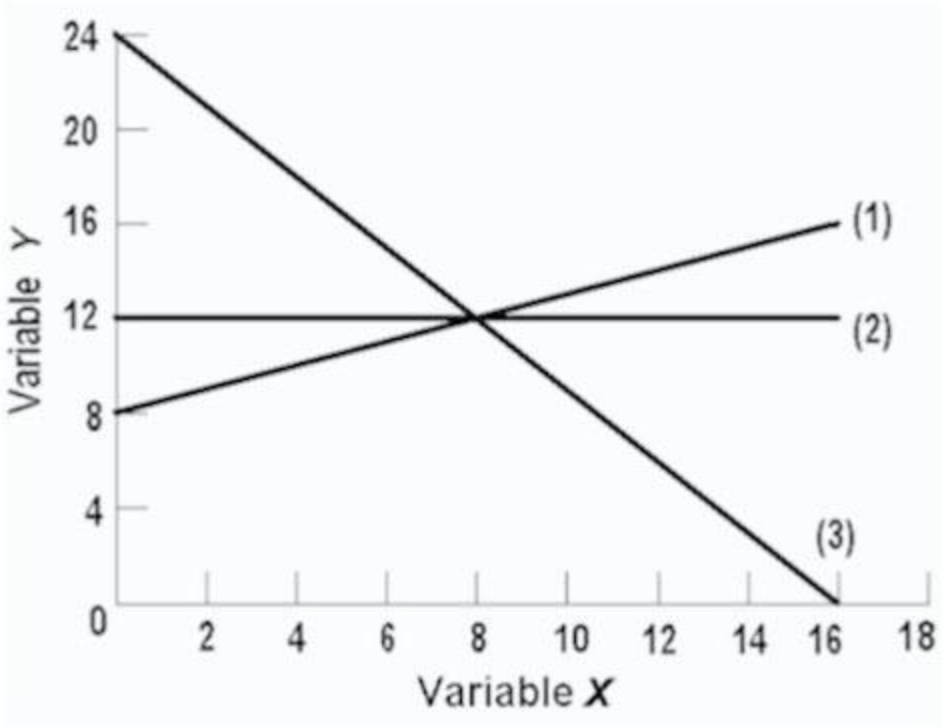

241)

The linear equation for line (3) on the above graph is:

A) y = 24 - 1.5x.
B) y = 16 -.5x.
C) y = 24 -.66x.
D) y = 24 -.75x.

Microeconomics (Canadian) 17th edition McConnell Test Bank

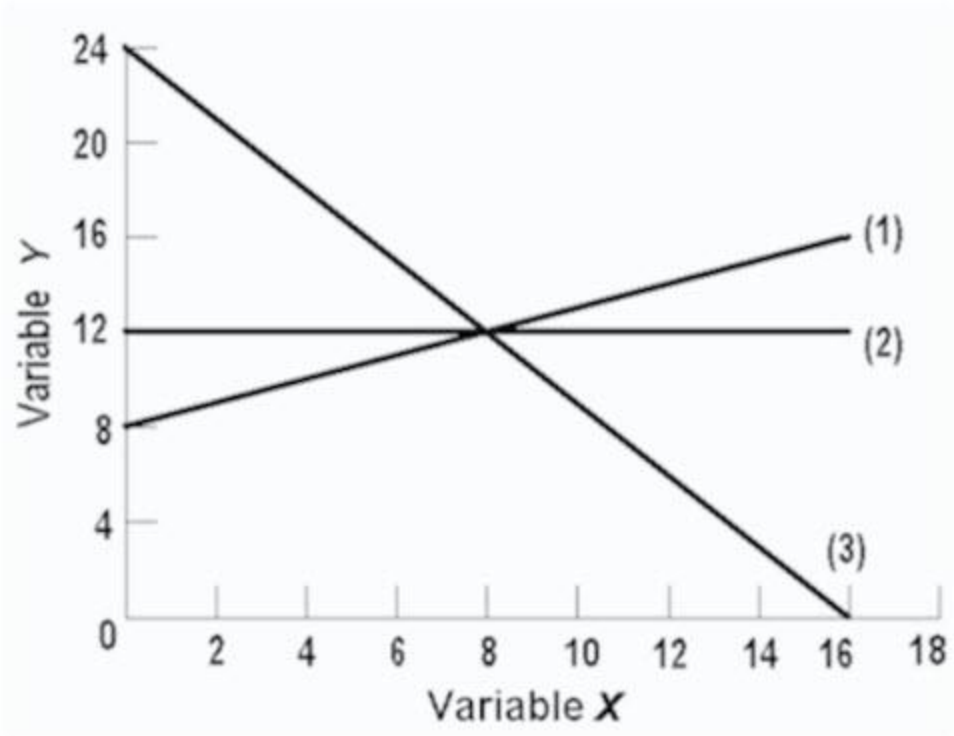

242)

The vertical intercept of line (2) on the above graph is:

A) 8
B) 12
C) 16
D) 24

243) If the equation y = 5 + 6x was graphed, the:

A) slope would be -5.
B) slope would be +5.
C) slope would be +6.
D) vertical intercept would be +.6.

244) If the equation y = 15 - 4x was plotted, the:

A) vertical intercept would be -4.
B) vertical intercept would be +4.
C) vertical intercept would be +9.
D) slope would be -4.

Microeconomics (Canadian) 17th edition McConnell Test Bank

245) If the equation y = -10 + 2.5x was plotted
A) the vertical intercept would be -10.
B) the slope would be + 2.5.
C) it would graph as an upsloping line.
D) all of these are correct.

246) Refer to the graph. The movement from line A to line A' represents a change in:

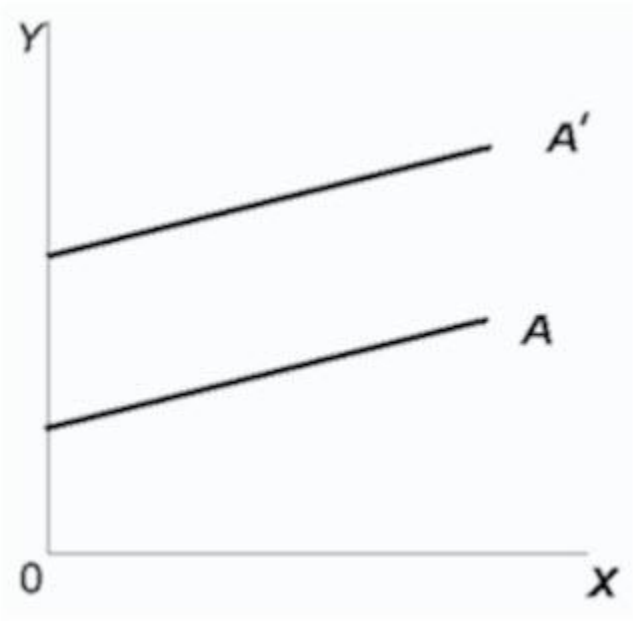

A) the slope only.
B) the intercept only.
C) both the slope and the intercept.
D) neither the slope nor the intercept.

Microeconomics (Canadian) 17th edition McConnell Test Bank

247) In the below diagram variables x and y are:

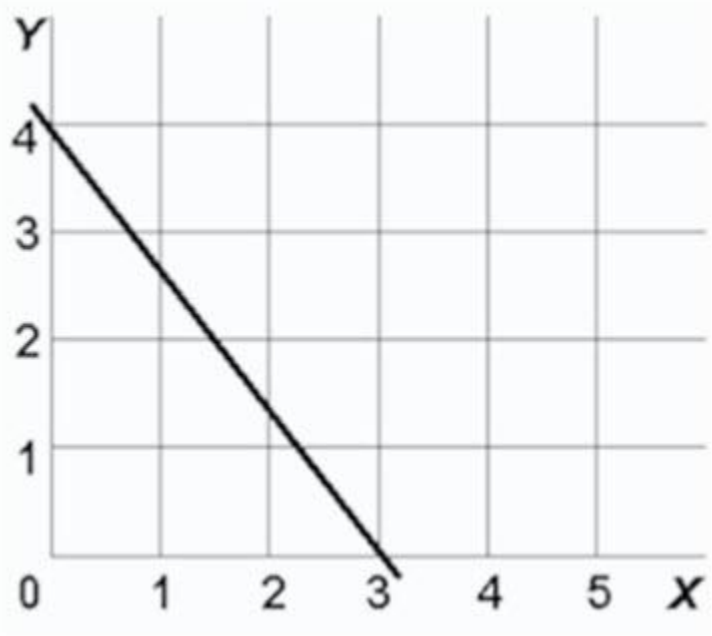

A) both dependent variables.
B) directly related.
C) inversely related.
D) unrelated.

Microeconomics (Canadian) 17th edition McConnell Test Bank

248) In the below diagram the vertical intercept and slope are:

A) 4 and $-1^{1}/_{3}$respectively.
B) 3 and $-1^{1}/_{3}$respectively.
C) 3 and $+^{3}/_{4}$respectively.
D) 4 and $+^{3}/_{4}$respectively.

249) In the below diagram the equation for this line is:

A) $y = 4 - 1^1/_3x$.
B) $y = 3 + ^3/_4x$.
C) $y = 4 - ^3/_4x$.
D) $y = 4 + 1^1/_3x$.

250) The amount of pizzas that consumers want to buy per week is reflected in the equation $P = 15 - .02Q_d$, where Q_d is the amount of pizzas purchased per week and P is the price of pizzas. On the basis of this information we can say that:

A) if pizzas were free, people would consume 800 per week.
B) more pizzas will be purchased at a high price than at a low price.
C) if the price of pizzas is $6, then 150 will be purchased.
D) 50 fewer pizzas will be purchased per week for every $1 increase in price.

251) Refer to the below diagram. The slope of curve ZZ at point B is:

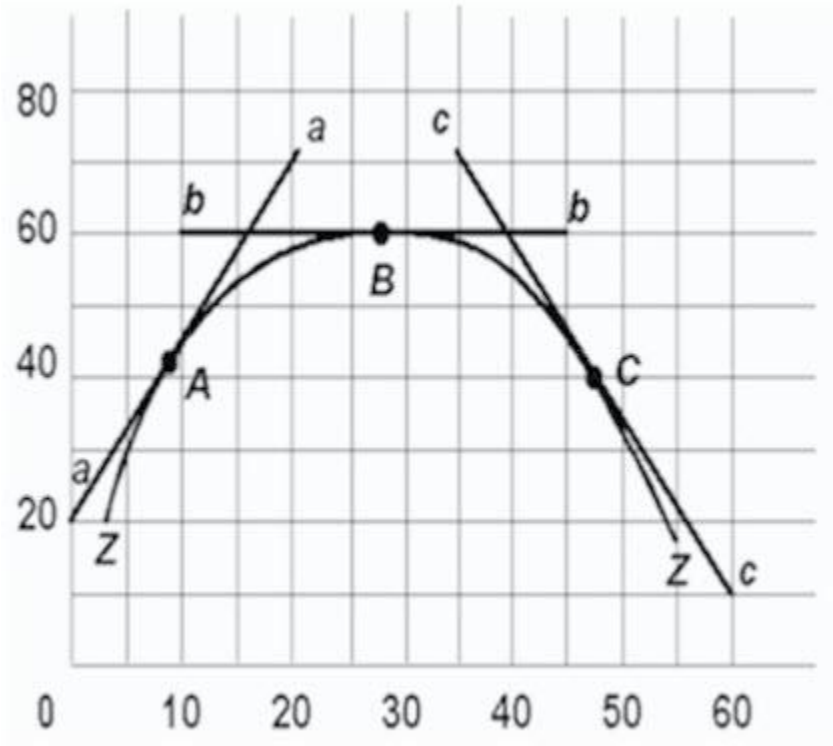

A) infinity.
B) zero.
C) one.
D) none of the these are true.

252) The slope of a line parallel to the vertical axis is:
A) zero.
B) one.
C) infinite.
D) one-half.

253) The slope of a line parallel to the horizontal axis is:
- A) zero.
- B) one.
- C) infinite.
- D) one-half.

254) The measured slope of a line:
- A) does not change as one moves rightward on the line.
- B) depends on the change in dependent variable when the independent variable changes.
- C) necessarily diminishes as one moves rightward on the line.
- D) necessarily increases as one moves rightward on the line.

255) Slope of lines are especially important in economics because:
- A) they measure marginal changes.
- B) they always tell us something about profits.
- C) positive slopes are always preferred to negative slopes.
- D) they always relate to resource and output scarcity.

256) In a linear equation relating income and consumption, you know that the intercept is $1,000 and the slope of the line is.4. If income is $20,000, then consumption is:
- A) $8,000
- B) $9,000
- C) $10,000
- D) $11,000

257) Scarcity in relation to wants means you face trade-offs; therefore, having to make choices is which of the ten key concepts to retain for a lifetime?
- A) Facing trade-offs
- B) Opportunity cost
- C) Choosing a little more or a little less
- D) The influence of incentives

Microeconomics (Canadian) 17th edition McConnell Test Bank

258) The cost of the choice you make is what you give up for it, is which of the ten key concepts to retain for a lifetime?
- A) Facing trade-offs
- B) Opportunity cost
- C) Choosing a little more or a little less
- D) The influence of incentives

259) Choices are usually made at the margin, is which of the ten key concepts to retain for a lifetime?
- A) Facing trade-offs
- B) Interest Expense
- C) choosing a little more or less
- D) The influence of incentives

260) Markets usually do a good job of coordinating trade among individuals, groups, and nations. Is which of the ten key concepts to retain for a lifetime?
- A) Facing trade-offs
- B) Opportunity cost
- C) The effectiveness of markets
- D) The influence of incentives

261) The economic perspective focuses largely on:
- A) marginal analysis.
- B) rational task analysis.
- C) total revenues.
- D) total costs.

262) Like other branches of social science, economics relies on the:
- A) trial and error method.
- B) sub-optimization model.
- C) heuristic method.
- D) scientific method.

Microeconomics (Canadian) 17th edition McConnell Test Bank

263) Which of the following countries had the highest average income in 2022?
A) Norway
B) Switzerland
C) United States
D) Canada

264) Refer to the figure below. The attainable area for the budget line includes:

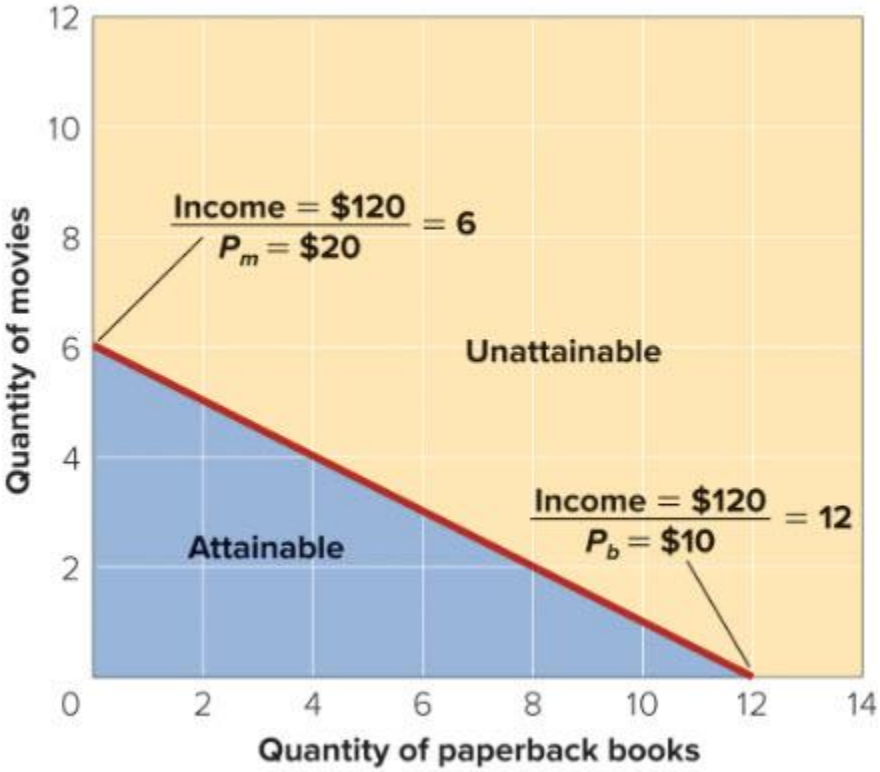

A) the area below the line but not the budget line itself.
B) the area below the budget line and the budget line.
C) the area above the budget line but no the budget line itself.
D) the area above the budget line and the budget line.

265) The production possibilities curve is bowed out from the origin because:
A) marginal benefits are equal.
B) opportunity cost increases with more production
C) marginal benefits are unpredictable.
D) marginal benefits decrease and then increase in value.

Microeconomics (Canadian) 17th edition McConnell Test Bank

266) (Consider This) Free products offered by firms
A) may or may not be free to society but are never free to individuals.
B) may or may not be free to individuals but are never free to society.
C) are produced and distributed at no cost to society.
D) are usually items nobody wants.

267) (Consider This) The assertion by economists that "there is no free lunch"
A) is contradicted by the presence of free goods offered by firms.
B) applies to goods that have prices, not to goods given away free by firms.
C) remains true even for goods given away free by firms.
D) applies to agricultural goods but not to manufactured goods.

268) A direct cost of going to college is
A) tuition, while an indirect cost (opportunity cost) is books and other supplies.
B) forgone income while in college, while an indirect cost (opportunity cost) is tuition.
C) tuition, while an indirect cost (opportunity cost) is forgone income while in college.
D) books and supplies, while an indirect cost (opportunity cost) is food and housing.

269) An exception to the advice "go to college, stay in college, and earn a degree" occurs when
A) tuition expenses are high and rising.
B) the opportunity cost of attending college is higher than entering the workforce.
C) the price of textbooks is high and rising.
D) the economy is growing rapidly, and jobs are plentiful.

270) Marginal analysis implies studying for an exam stops:
A) at the point where the marginal cost of studying = the marginal benefit of studying.
B) at the maximum available hours for an exam!
C) until the marginal cost of studying is equal to 0.
D) until the marginal benefit of studying is equal to 0.

Microeconomics (Canadian) 17th edition McConnell Test Bank

271) (The Last Word) How many Starbucks branches should the company open in Montreal?
- A) MB should be equal MC for the very last store that it builds in a Montreal.
- B) MB should be greater than MC for the very last store that it builds in a Montreal.
- C) MB should be smaller than MC for the very last store that it builds in a Montreal.
- D) MC should be equal to zero for the very last store that it builds in a Montreal.

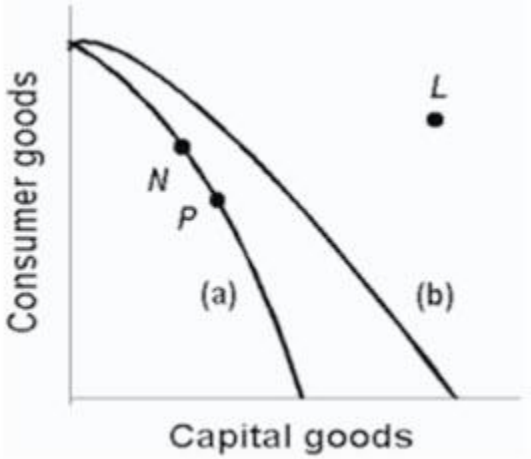

272) Refer to the above diagram. Curve (a) is the current production possibilities frontier for the economy. Other things being equal, society's current choice of point P on curve (a) means:
- A) more rapid economic growth compared to choosing point N.
- B) a slower rate of economic growth compared to choosing point N.
- C) the same rate of growth as would occur if point N were chosen.
- D) it is unachievable because it exceeds the productive capacity of the economy.

273) In studying microeconomics, we:
- A) examine performance of the economy as a whole.
- B) focus on the business cycle.
- C) measure the price of a specific product.
- D) estimate the wealth distribution.

274) Assume that a tradeoff exists in the short run between inflation and unemployment. This relationship is:
- A) studied in normative economics.
- B) studied in the context of microeconomics.
- C) studied in the context of macroeconomics.
- D) not studied in modern economics.

275) Which of the following is a feature of economic perspective?
- A) Resource scarcity and the necessity of choice
- B) Purposeful behaviour
- C) Marginal analysis of costs and benefits
- D) All of the choices are correct.

276) “Choosing a little more or less" is mostly relevant to which feature of economic perspective?
- A) Resource scarcity and the necessity of choice
- B) Purposeful behaviour
- C) Marginal analysis of costs and benefits
- D) All of the choices are correct.

277) Positive economics:
- A) focuses on facts and cause-and-effect relationships.
- B) incorporates value judgments.
- C) is about what the economy should be like.
- D) tells us what particular policy actions should be recommended.

278) Which of the following would result in the most disagreement among economists?
- A) Unemployment increased in country A.
- B) The price of commodity A has increased by 0.5 dollars since last month.
- C) The income tax in country A is 15 percent.
- D) The central bank in country A should increase the interest rate.

Microeconomics (Canadian) 17th edition McConnell Test Bank

279) "Unemployment rate depends on the decisions made by individual workers on how long to search for jobs." This statement:
- A) is a macroeconomic statement.
- B) is a microeconomic statement.
- C) refers to the fact that macroeconomics and microeconomics are not so highly compartmentalized.
- D) is incorrect.

280) The ceteris paribus assumption:
- A) is necessary for a causal analysis from a two-dimensional income-consumption graph.
- B) is necessary only when we are analyzing a direct relationship.
- C) is necessary only when we are analyzing an inverse relationship.
- D) is not necessary for a causal analysis.

281) Canada's average PPP-adjusted income in 2022 was:
- A) $92,101
- B) $88,046
- C) $54,971
- D) $40,964

282) (LAST WORD) An economist found that married men have higher income, this means:
- A) income and marital status are positively correlated.
- B) getting married is the cause of earning more.
- C) getting married has nothing to do with income.
- D) income and marital status are negatively correlated.

283) Assume a pandemic happens and many businesses like restaurants close, this would move the economy:
- A) inside its PPF.
- B) outside its PPF.
- C) onto its PPF.
- D) None of the choices are correct.

Microeconomics (Canadian) 17th edition McConnell Test Bank

284) When economists refer to scarcity, they are referring to
A) a situation where what we have exceeds what we want.
B) a situation where what we want exceeds what we have.
C) anytime an item is limited in amount.
D) the ability of a good to satisfy wants.

285) A person should consume more of something when its marginal
A) cost equals its marginal benefit.
B) benefit is positive.
C) cost exceeds its marginal benefit.
D) benefit exceeds its marginal cost.

286) Purposeful behaviour suggests that
A) resource availability exceeds economic wants.
B) individuals may make different choices because of different desired outcomes.
C) everyone will make identical choices.
D) an individual's economic goals cannot involve trade-offs.

287) You should decide to not spend an hour playing video games
A) because video games are addictive.
B) if the marginal cost of playing is less than its marginal benefit.
C) since that hour is always better spent doing something else.
D) if the marginal cost of playing exceeds its marginal benefit.

288) Rebecca likes to read in her spare time. If not reading, Rebecca also likes to do yoga, take walks on the beach, go wine tasting, and text with friends. Suppose that today she only has time for one of those activities, and suppose that if she reads, Rebecca will get 28 units of satisfaction ("utils"). She will get 33 utils from doing yoga, 25 utils walking on the beach, 22 utils wine tasting, and 30 utils texting with friends. Based on this information, today we expect that Rebecca will
A) do yoga.
B) text with friends.
C) go wine tasting.
D) read.

Microeconomics (Canadian) 17th edition McConnell Test Bank

289) Rebecca likes to read in her spare time. If not reading, Rebecca also likes to do yoga, take walks on the beach, go wine tasting, and text with friends. Suppose that today she only has time for one of those activities, and if she reads, Rebecca will get 50 units of satisfaction ("utils"). She will get 18 utils from doing yoga, 25 utils walking on the beach, 32 utils wine tasting, and 30 utils texting with friends. Based on this information, if Rebecca reads today, what is the opportunity cost of her decision?

A) The utility from all the other activities combined
B) The utility from wine tasting
C) The utility from texting with friends
D) The utility from walking on the beach

290) Ming is presented with four meal choices, of which she gets to choose one. Her order of preference is sushi, pizza, schnitzel, and curry. Assuming Ming chooses the sushi, what is the opportunity cost of her decision?

A) curry
B) schnitzel
C) All three alternatives to sushi
D) pizza

291) The following table shows how much utility Taran gets from watching his favorite teams, measured in "utils" (units of satisfaction).

Team	Utils
Toronto Maple Leafs	12
Vancouver Canucks	15
Toronto Blue Jays	18
Montreal Alouettes	21
Toronto FC	27
Toronto Raptors	24

Suppose Taran can only watch one of his favorite teams play. Assuming the cost to watch each team is the same, which team will Taran choose to watch?

A) Toronto Maple Leafs
B) Toronto FC
C) Toronto Blue Jays
D) Toronto Raptors

Microeconomics (Canadian) 17th edition McConnell Test Bank

292) The following table shows how much utility Taran gets from watching his favorite teams, measured in "utils" (units of satisfaction).

Team	Utils
Toronto Maple Leafs	12
Vancouver Canucks	15
Toronto Blue Jays	18
Montreal Alouettes	21
Toronto FC	27
Toronto Raptors	24

Suppose Taran can only watch one of his favorite teams play. Assuming the cost to watch each team is the same and he watches his favorite team, what is the opportunity cost of watching his favorite team?

A) 21 utils
B) The sum of the utils for all the teams he did not watch
C) 27 utils
D) 24 utils

293) The table below shows how much utility Taran gets from watching his favorite teams, measured in "utils" (units of satisfaction).

Team	Utils
Toronto Maple Leafs	26
Vancouver Canucks	44
Toronto Blue Jays	38
Montreal Alouettes	35
Toronto FC	42
Toronto Raptors	29

Suppose Taran can only watch one of his favorite teams play. Assuming he watches his favorite team, what is the opportunity cost of watching his favorite team?

A) Watching the Toronto Blue Jays
B) Watching Toronto Maple Leafs
C) Watching the Vancouver Canucks
D) Watching the Toronto FC

Microeconomics (Canadian) 17th edition McConnell Test Bank

294) Which of the following is the best example of a macroeconomic topic?
- A) Unemployment
- B) Textbook sales
- C) A local labor strike
- D) Starbucks coffee prices

295) Which of the following is a normative statement?
- A) Corporations move their headquarters to avoid taxes.
- B) Corporate income taxes should be raised.
- C) Raising taxes would increase government revenue.
- D) The tax rate on corporate income is 15 percent.

296) Reza says "we should raise taxes." Iman states that "raising taxes would cause a recession." We can conclude that
- A) Both statements are normative.
- B) Both statements are positive.
- C) Reza's statement is normative, but Iman's is positive.
- D) Iman's statement is normative, but Reza's is positive.

Microeconomics (Canadian) 17th edition McConnell Test Bank

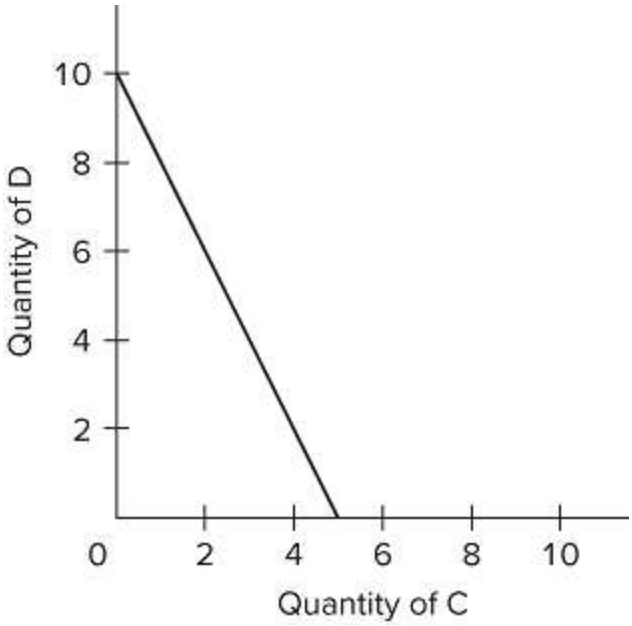

297) Refer to the budget line shown in the diagram. If the consumer's money income is $100, the

A) price of C is $20 and the price of D is $10.
B) price of C is $5 and the price of D is $10.
C) prices of C and D cannot be determined.
D) consumer can obtain a combination of 5 units of both C and D.

Microeconomics (Canadian) 17th edition McConnell Test Bank

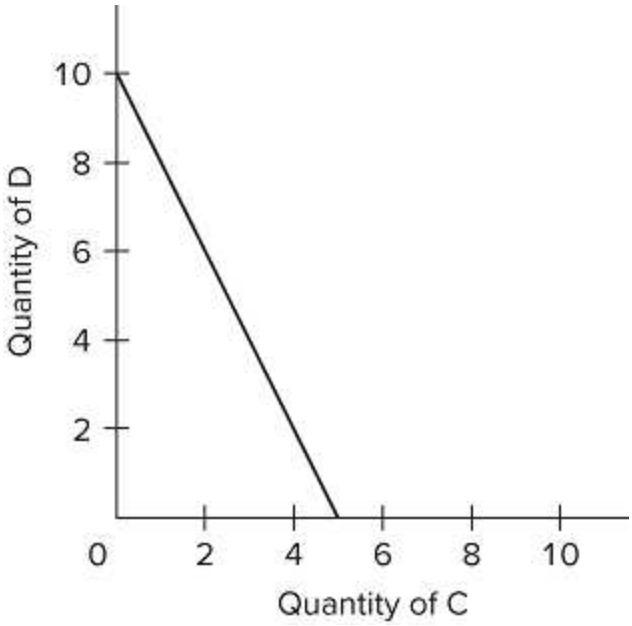

298) Refer to the budget line shown in the diagram. Which of the following combinations of goods is attainable for this consumer?

A) 2 units of C and 6 units of D
B) 4 units of C and 4 units of D
C) 3 units of C and 6 units of D
D) 5 units of C and 1 unit of D

299) Which of the following will cause an inward parallel shift of the budget line?

A) An increase in the price of one of the goods
B) A decrease in money income
C) An increase in money income
D) A decrease in the price of both goods

Microeconomics (Canadian) 17th edition McConnell Test Bank

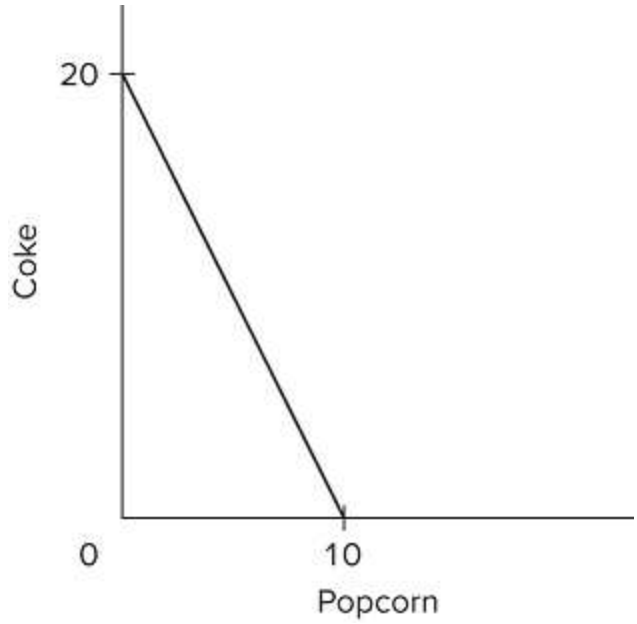

300) Suppose you have a money income of $10, all of which you spend on Coke and popcorn. In the diagram, the prices of Coke and popcorn, respectively, are

A) $1.00 and $2.00.
B) $1.00 and $0.50.
C) $0.40 and $0.50.
D) $0.50 and $1.00.

301) Assume the price of product Y (the quantity of which is on the vertical axis) is $10 and the price of product X (the quantity of which is on the horizontal axis) is $5. Also assume that money income is $30. The absolute value of the slope of the resulting budget line is

A) 1/2.
B) 6.
C) 2.
D) 3.

Microeconomics (Canadian) 17th edition McConnell Test Bank

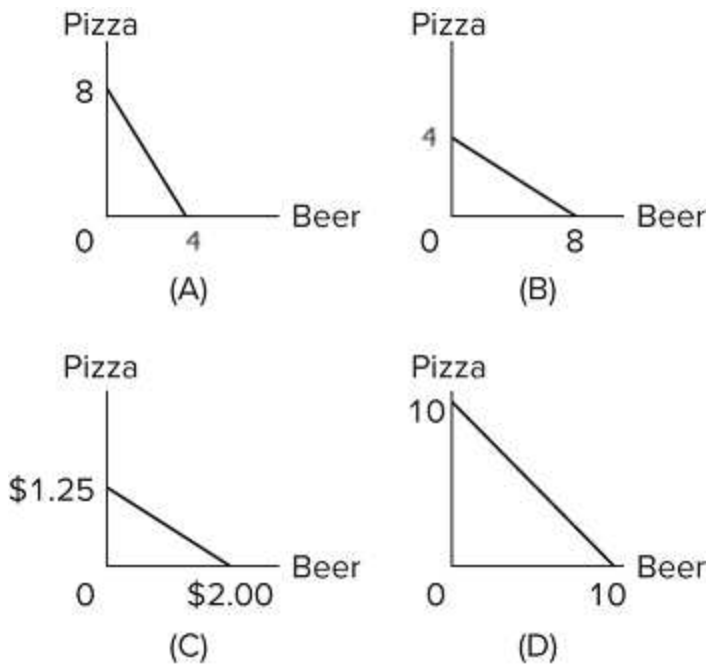

302) Refer to the graphs. Assume that pizza is measured in slices and beer in pints. In which of the graphs is the opportunity cost of a slice of pizza equal to two beers?

A) graph B
B) graph C
C) graph A
D) graph D

303) Suppose that Julia receives a $24 gift card for the local coffee shop, where she only buys lattes and muffins. If the price of a latte is $3 and the price of a muffin is $2, then we can conclude that Julia

A) can buy 8 lattes or 12 muffins if she chooses to buy only one of the two goods.
B) can buy 8 lattes and 12 muffins with her $24 gift card.
C) should only buy lattes.
D) should only buy muffins.

Microeconomics (Canadian) 17th edition McConnell Test Bank

304) Camille is at the candy store with Grandma Mary, who offers to buy her $10 worth of candy. If lollipops are $1 each and candy bars are $2 each, what combination of candy can Camille's Grandma Mary buy her?

A) two lollipop and five candy bars
B) four lollipops and three candy bars
C) three lollipops and four candy bars
D) ten lollipops and five candy bars

305) Assume that a consumer has a given budget or income of $10 and that she can buy only two goods, apples or bananas. The price of an apple is $2.00 and the price of a banana is $1.00. If the consumer spent all of her budget on just apples or just bananas, how many apples or bananas maximum would she be able to buy?

A) 4 apples or 2 bananas
B) 5 apples or 12 bananas
C) 5 apples or 10 bananas
D) 4 apples or 5 bananas

306) Assume that a consumer has a given budget or income of $12 and that she can buy only two goods, apples or bananas. The price of an apple is $1.50 and the price of a banana is $0.75. What is the slope of the budget line if the quantity of apples were measured on the horizontal axis and bananas on the vertical axis?

A) −0.5
B) −0.8
C) −1.6
D) −2

307) Assume that a consumer has a given budget or income of $24 and that she can buy only two goods, apples or bananas. The price of an apple is $3.00 and the price of a banana is $2.00. If the consumer decides to buy 8 apples, how many bananas can she also buy with the remainder of her budget, assuming she exhausts her income?

A) 12 bananas
B) 0 bananas
C) 8 bananas
D) 4 bananas

Microeconomics (Canadian) 17th edition McConnell Test Bank

308) Assume that a consumer has a given budget or income of $12 and that she can buy only two goods, apples or bananas. The price of an apple is $2.00 and the price of a banana is $1.00. For this consumer, the opportunity cost of buying one more apple is

A) 0.8 of a banana.
B) 1 banana.
C) 0.5 of a banana.
D) 2 bananas.

309) Assume that a consumer has a given budget or income of $12 and that she can buy only two goods, apples or bananas. The price of an apple is $2.00 and the price of a banana is $1.00. This means that, in order to buy six bananas, this consumer must forgo

A) 2 apples.
B) 0.8 apples.
C) 6 apples.
D) 3 apples.

310) Answer the question on the basis of the data given in the following production possibilities table.

	Production Possibilities (Alternatives)					
	A	B	C	D	E	F
Capital Goods	5	4	3	2	1	0
Consumer Goods	0	5	9	12	14	15

Refer to the table. If the economy is producing at production alternative C, the opportunity cost of the tenth unit of consumer goods will be approximately

A) 3 units of capital goods.
B) 1/3 of a unit of capital goods.
C) 2 units of capital goods.
D) 4 units of capital goods.

Microeconomics (Canadian) 17th edition McConnell Test Bank

311) Answer the question on the basis of the data given in the following production possibilities table.

	Production Possibilities (Alternatives)					
	A	B	C	D	E	F
Capital Goods	16	14	12	10	8	0
Consumer Goods	0	26	42	46	56	58

Refer to the table. If the economy is producing at production alternative D, the opportunity cost of 2 capital goods will be approximately

A) 3 consumer goods.
B) 4 consumer goods.
C) 0.2 capital good.
D) 1 consumer good.

312) Answer the question on the basis of the data given in the following production possibilities table.

	Production Possibilities (Alternatives)					
	A	B	C	D	E	F
Capital Goods	10	8	6	4	2	0
Consumer Goods	0	20	36	46	50	52

Refer to the table. Which of the following combinations of capital goods and consumer goods represents an efficient use of the economy's scarce resources?

A) 30 units of consumer goods and 6 units of capital goods
B) 20 units of consumer goods and 8 units of capital goods
C) 36 units of consumer goods and 4 units of capital goods
D) 46 units of consumer goods and 6 units of capital goods

Microeconomics (Canadian) 17th edition McConnell Test Bank

313)

	Duckistan Production Possibilities				
	A	B	C	D	E
Civilian Goods	20	18	14	8	0
Military Goods	0	1	2	3	4
	Herbania Production Possibilities				
	A	B	C	D	E
Civilian Goods	40	36	26	14	0
Military Goods	0	1	2	3	4

Refer to the tables. Suppose that the level of technology is the same in both countries. We can conclude that

A) Herbania has a greater quantity and quality of resources than Duckistan for producing civilian goods.
B) Duckistan has a greater quantity and quality of resources than Herbania for producing military goods.
C) Herbania has a greater quantity and quality of resources than Duckistan for producing both military goods and civilian goods.
D) the total opportunity cost of producing 2 units of military goods is the same in both countries.

314)

	Duckistan Production Possibilities				
	A	B	C	D	E
Civilian Goods	20	18	14	8	0
Military Goods	0	1	2	3	4
	Herbania Production Possibilities				
	A	B	C	D	E
Civilian Goods	40	36	26	14	0
Military Goods	0	1	2	3	4

Refer to the tables. Suppose that technology and the quantity of resources are the same in both countries. We can conclude that

A) Duckistan has higher quality resources than Herbania.
B) Duckistan has better economic policies than Herbania.
C) Herbania has higher quality resources than Duckistan.
D) prices are lower in Herbania as in Duckistan.

Microeconomics (Canadian) 17th edition McConnell Test Bank

315)

	Duckistan Production Possibilities				
	A	B	C	D	E
Civilian Goods	20	18	14	8	0
Military Goods	0	1	2	3	4
	Herbania Production Possibilities				
	A	B	C	D	E
Civilian Goods	40	36	26	14	0
Military Goods	0	1	2	3	4

Refer to the tables. Opportunity costs of producing military goods are

A) smaller in Duckistan than Herbania.
B) increasing in Duckistan but constant in Herbania.
C) larger in Duckistan than in Herbania.
D) constant in both Duckistan and Herbania.

316)

	Duckistan Production Possibilities				
	A	B	C	D	E
Civilian Goods	20	18	14	8	0
Military Goods	0	1	2	3	4
	Herbania Production Possibilities				
	A	B	C	D	E
Civilian Goods	40	36	26	14	0
Military Goods	0	1	2	3	4

Refer to the tables. Suppose that Duckistan is producing 14 units of civilian goods and 2 units of military goods, and Herbania is producing 14 units of civilian goods and 2 units of military goods. Then

A) Duckistan is fully employing its resources, but Herbania is not.
B) Herbania is fully employing its resources, but Duckistan is not.
C) both Duckistan and Herbania are fully employing their resources.
D) neither Duckistan nor Herbania is fully employing its resources.

Microeconomics (Canadian) 17th edition McConnell Test Bank

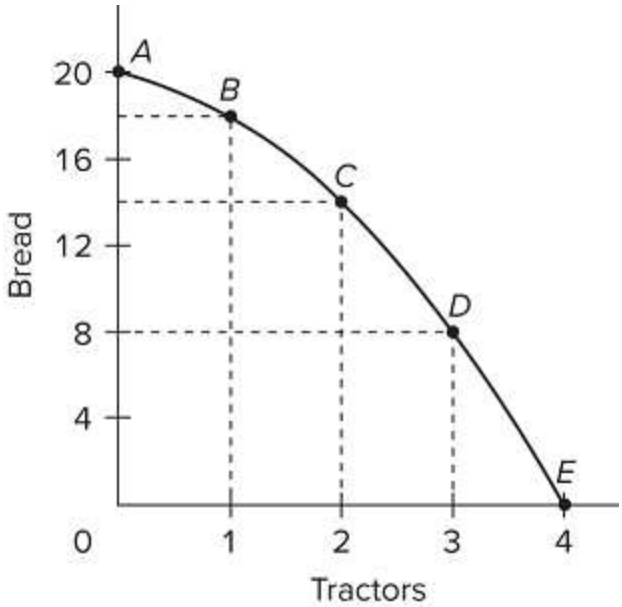

317) Refer to the diagram. Starting at point C, the opportunity cost of producing the fifteenth unit(s) of bread is

A) 1/2 unit(s) of tractors.
B) the reciprocal of the output of bread.
C) 1 unit(s) of tractors.
D) 1/4 unit(s) of tractors.

318) The construction of a production possibilities curve assumes

A) some resources are unemployed.
B) the quantities of all resources are unlimited.
C) technology is fixed.
D) there is no inflation in the economy.

319) A typical concave (bowed out from the origin) production possibilities curve implies that

A) economic resources are perfect substitutes and fully employed.
B) society maximizes well-being when it produces in the very center of the curve.
C) opportunity costs are constant.
D) society must sacrifice increasing amounts of one good to get more of another.

Microeconomics (Canadian) 17th edition McConnell Test Bank

320) Answer the question on the basis of the following production possibilities table for two countries, West Podunk and East Podunk.

	West Podunk Production Possibilities					
	A	B	C	D	E	F
Capital Goods	5	4	3	2	1	0
Consumer Goods	0	20	36	48	56	60
	East Podunk Production Possibilities					
	A	B	C	D	E	F
Capital Goods	5	4	3	2	1	0
Consumer Goods	0	15	27	36	42	45

Refer to the table. If East Podunk is producing at production alternative C, the opportunity cost of the fourth capital good will be

A) 15 consumer goods.
B) 12 consumer goods.
C) 9 consumer goods.
D) 27 consumer goods.

321) Answer the question on the basis of the following production possibilities table for two countries, West Podunk and East Podunk.

	West Podunk Production Possibilities					
	A	B	C	D	E	F
Capital Goods	5	4	3	2	1	0
Consumer Goods	0	20	36	48	56	60
	East Podunk Production Possibilities					
	A	B	C	D	E	F
Capital Goods	5	4	3	2	1	0
Consumer Goods	0	15	27	36	42	45

Refer to the tables. If West Podunk is producing at production alternative D, the opportunity cost of the forty-ninth consumer good will be

A) 14 capital goods.
B) 18 capital goods.
C) 1/8 capital good.
D) 1/16 capital good.

Microeconomics (Canadian) 17th edition McConnell Test Bank

322) Answer the question on the basis of the following production possibilities table for two countries, West Podunk and East Podunk.

	West Podunk Production Possibilities					
	A	B	C	D	E	F
Capital Goods	5	4	3	2	1	0
Consumer Goods	0	20	32	42	50	54
	East Podunk Production Possibilities					
	A	B	C	D	E	F
Capital Goods	5	4	3	2	1	0
Consumer Goods	0	15	27	36	42	45

Refer to the tables. If West Podunk is producing at production alternative C, the opportunity cost of the 33rd consumer good will be

A) 16 capital goods.
B) 1/4 capital good.
C) 10 capital goods.
D) 1/10 capital good.

323) Answer the question on the basis of the following production possibilities table for two countries, West Podunk and East Podunk.

	West Podunk Production Possibilities					
	A	B	C	D	E	F
Capital Goods	5	4	3	2	1	0
Consumer Goods	0	20	36	48	56	60
	East Podunk Production Possibilities					
	A	B	C	D	E	F
Capital Goods	5	4	3	2	1	0
Consumer Goods	0	15	27	36	42	45

Refer to the tables. If East Podunk is producing at production alternative B, the opportunity cost of the sixteenth consumer good will be

A) 1/16 capital good.
B) 12 capital goods.
C) 16 capital goods.
D) 1/12 capital good.

Microeconomics (Canadian) 17th edition McConnell Test Bank

324) Answer the question on the basis of the following production possibilities table for two countries, West Podunk and East Podunk.

	West Podunk Production Possibilities					
	A	B	C	D	E	F
Capital Goods	5	4	3	2	1	0
Consumer Goods	0	20	36	48	56	60
	East Podunk Production Possibilities					
	A	B	C	D	E	F
Capital Goods	5	4	3	2	1	0
Consumer Goods	0	15	27	36	42	45

Refer to the tables. Suppose that West Podunk is producing 4 units of capital goods and 20 units of consumer goods, while East Podunk is producing 2 units of capital goods and 36 units of consumer goods. We can conclude that

A) neither East Podunk nor West Podunk is fully and efficiently using its resources.
B) West Podunk is fully and efficiently using its resources, but East Podunk is not.
C) East Podunk is fully and efficiently using its resources, but West Podunk is not.
D) both East Podunk and West Podunk are fully and efficiently using their resources.

325) Answer the question on the basis of the following production possibilities table for two countries, West Podunk and East Podunk.

	West Podunk Production Possibilities					
	A	B	C	D	E	F
Capital Goods	5	4	3	2	1	0
Consumer Goods	0	20	36	48	56	60
	East Podunk Production Possibilities					
	A	B	C	D	E	F
Capital Goods	5	4	3	2	1	0
Consumer Goods	0	15	27	36	42	45

Refer to the tables. Suppose that resources in West Podunk and East Podunk are identical in quality and quantity. We can conclude that

A) West Podunk has better technology for producing consumer goods.
B) West Podunk is growing more rapidly than East Podunk.
C) East Podunk has better technology than West Podunk in producing both capital and consumer goods.
D) West Podunk has better technology than East Podunk in producing both capital and consumer goods.

Microeconomics (Canadian) 17th edition McConnell Test Bank

326) Answer the question on the basis of the following production possibilities table for two countries, West Podunk and East Podunk.

	West Podunk Production Possibilities					
	A	B	C	D	E	F
Capital Goods	5	4	3	2	1	0
Consumer Goods	0	20	36	48	56	60
	East Podunk Production Possibilities					
	A	B	C	D	E	F
Capital Goods	5	4	3	2	1	0
Consumer Goods	0	15	27	36	42	45

Refer to the table. The opportunity cost of the fourth unit of capital goods

A) is lower in East Podunk than in West Podunk.
B) is higher in East Podunk than in West Podunk.
C) is the same in West Podunk and East Podunk.
D) cannot be determined from the information provided.

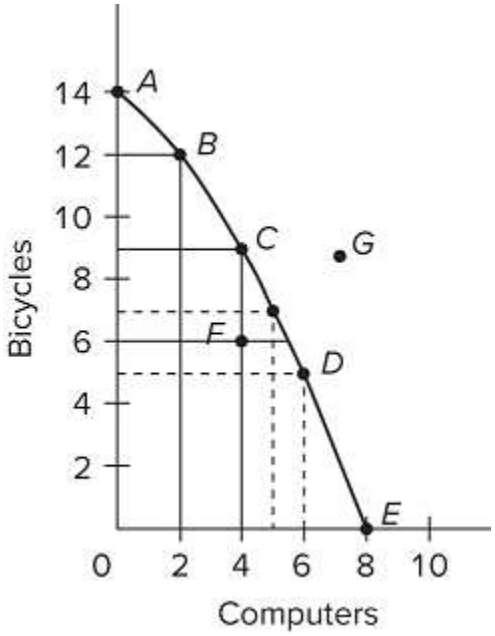

327) Refer to the diagram. If society is currently producing 12 units of bicycles and 2 units of computers and it now decides to increase computer output to 4, the cost

A) will be 3 units of bicycles.
B) will be zero because unemployed resources are available.
C) of doing so cannot be determined from the information given.
D) will be 2 units of bicycles.

Microeconomics (Canadian) 17th edition McConnell Test Bank

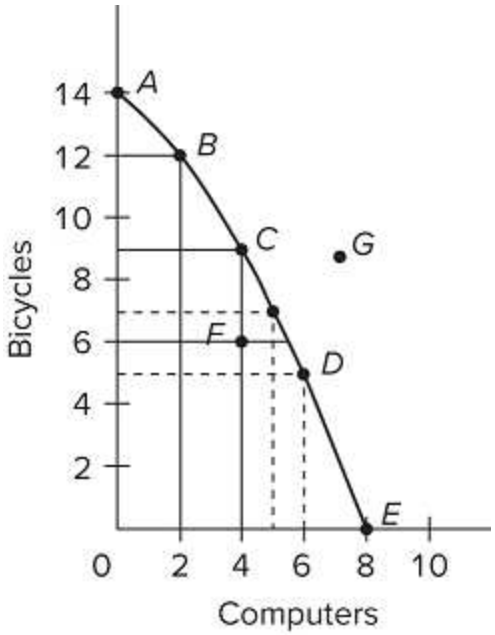

328)

Refer to the diagram. The combination of computers and bicycles shown by point F

A) is unattainable given currently available resources and technology.
B) suggests that opportunity costs are constant.
C) is attainable but implies that the economy is not using all its resources.
D) is irrelevant because it is inconsistent with consumer preferences.

Microeconomics (Canadian) 17th edition McConnell Test Bank

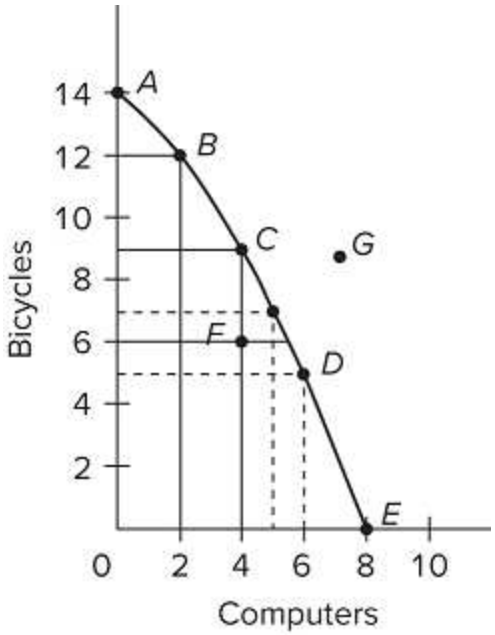

329) Refer to the diagram. If society is currently producing the combination of bicycles and computers shown by point B, the production of 2 more units of bicycles

A) will cost 1/2 of a unit of computers.
B) will cause some resources to become unemployed.
C) will cost 2 units of computers.
D) cannot be achieved because resources are fully employed.

Microeconomics (Canadian) 17th edition McConnell Test Bank

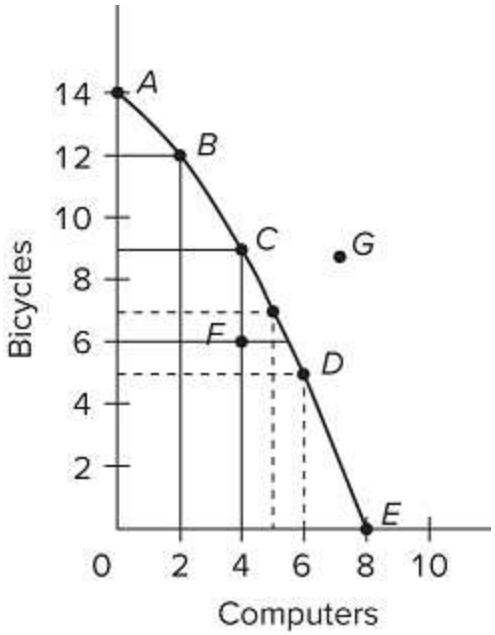

330) Refer to the diagram. Suppose this economy is currently producing at point D. For this economy to produce at point C, it would have to

A) implement policies that increase government spending.
B) use existing resources and technology more efficiently.
C) expand its resources or improve its technology.
D) change its preferences.

331) The concept of scarcity and the law of increasing opportunity costs, respectively, are represented by

A) a downward sloping curve, bowed out from the origin.
B) a downward sloping curve, bowed in toward the origin.
C) a curve bowed out from the origin, downward sloping.
D) a curve bowed in toward the origin, upward sloping.

332) The quantity of face masks produced should be

A) increased if marginal benefits exceed marginal costs.
B) increased if total benefits exceed total costs.
C) increased if marginal costs exceed marginal benefits.
D) reduced if marginal benefits exceed marginal costs.

Microeconomics (Canadian) 17th edition McConnell Test Bank

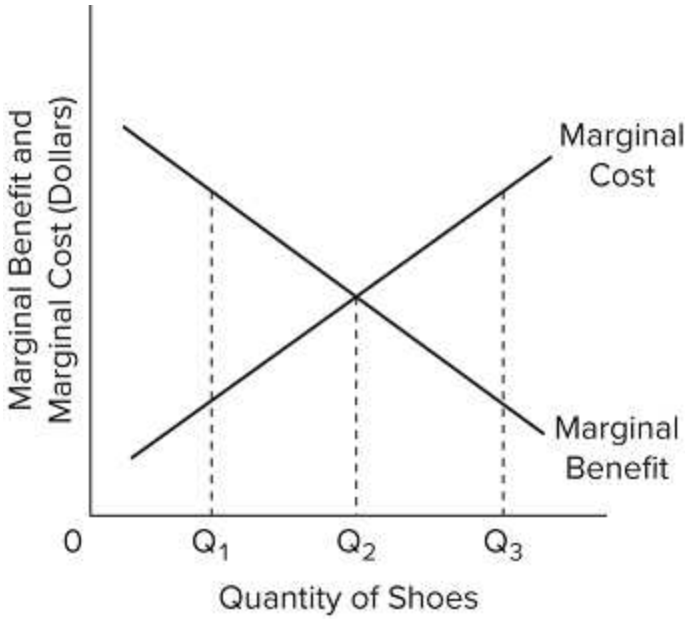

333) Refer to the diagram for athletic shoes. Which of the following would change the optimal quantity to Q_1?

A) A decrease in the marginal cost of athletic shoes.
B) An increase in the marginal benefit of athletic shoes.
C) A decrease in the marginal benefit of athletic shoes.
D) Q1 is already the optimal quantity.

Microeconomics (Canadian) 17th edition McConnell Test Bank

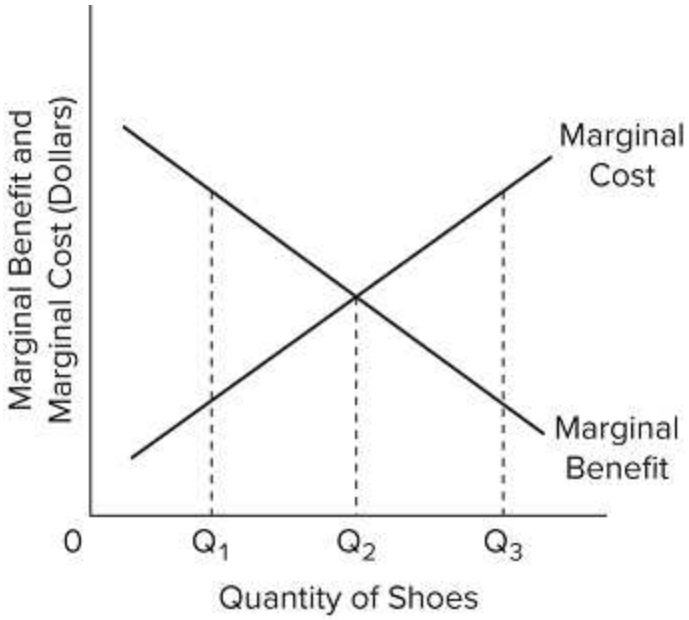

334)

Refer to the diagram for athletic shoes. If the current output of shoes is Q3, then

A) resources are being allocated efficiently to the production of shoes.
B) society would experience a net gain by producing more shoes.
C) society would consider additional units of shoes to be less valuable than alternative uses of those resources.
D) society would consider additional units of shoes to be more valuable than alternative uses of those resources.

Microeconomics (Canadian) 17th edition McConnell Test Bank

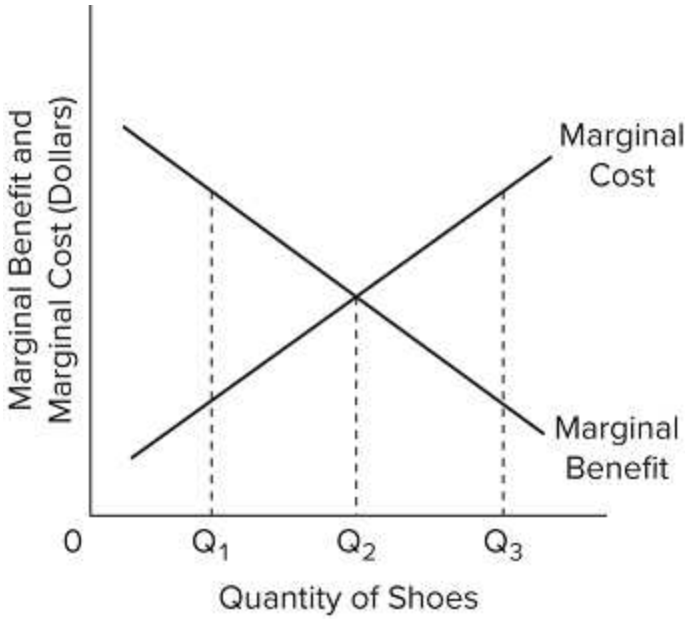

335) Refer to the diagram for athletic shoes. If the current output of shoes is Q_2, then an increase in the price of materials to produce athletic shoes would

A) increase the optimal quantity.
B) increase or decrease the optimal quantity, depending on the price increases.
C) not affect the optimal quantity.
D) reduce the optimal quantity.

Microeconomics (Canadian) 17th edition McConnell Test Bank

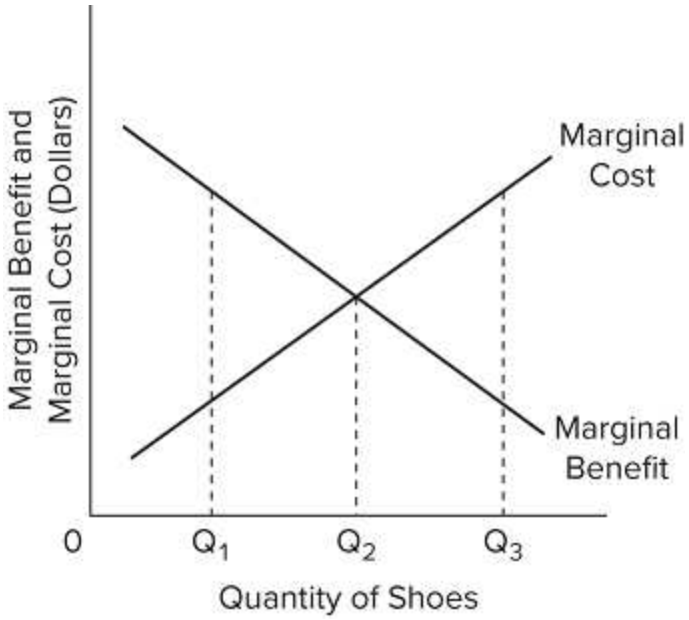

336) Refer to the diagram for athletic shoes. If the current output of shoes is Q1, then

A) society should produce fewer shoes to achieve the optimal allocation of resources.
B) additional shoes are less valuable to society than alternative products.
C) resources are being allocated efficiently to the production of shoes.
D) society should produce more shoes to achieve the optimal allocation of resources.

337) Suppose that a fully employed economy produces only two goods, hamburgers and flat-panel TVs. If the economy is currently producing more than the optimal quantity of TVs, then to attain the optimal allocation of resources, it should

A) produce fewer of both goods.
B) produce more of both goods.
C) produce fewer TVs and more hamburgers.
D) produce fewer hamburgers and more TVs.

Microeconomics (Canadian) 17th edition McConnell Test Bank

338) A nation can produce two products: steel and wheat. The following table is the nation's production possibilities schedule.

Production Possibilities						
Product	**A**	**B**	**C**	**D**	**E**	**F**
Steel	0	1	2	3	4	5
Wheat	100	90	75	55	30	0

The *marginal* opportunity cost of the first unit of steel is

A) 10 units of wheat.
B) 15 units of wheat.
C) 90 units of wheat.
D) 100 units of wheat.

339) A nation can produce two products: steel and wheat. The following table is the nation's production possibilities schedule.

Production Possibilities						
Product	**A**	**B**	**C**	**D**	**E**	**F**
Steel	0	1	2	3	4	5
Wheat	100	90	75	55	30	0

The opportunity cost of producing the 31st unit of wheat is approximately

A) 1 unit of steel.
B) 0 units of steel.
C) 1/25 of a unit of steel.
D) 25 units of steel.

340) A nation can produce two products: tanks and autos. The following table is the nation's production possibilities schedule.

Production Possibilities						
Product	**A**	**B**	**C**	**D**	**E**	**F**
Tanks	0	1	2	3	4	5
Autos	1,000	950	850	650	350	0

Given the production possibilities schedule above, a combination of 2 tanks and 850 autos

A) cannot be produced by society, given its current resources and production technology.
B) is not attainable because this combination is not listed in the schedule.
C) is attainable but entails some unemployment or inefficient use of society's resources.
D) is both attainable and represents an efficient use of society's resources.

Microeconomics (Canadian) 17th edition McConnell Test Bank

341) A nation can produce two products: tanks and autos. The following table is the nation's production possibilities schedule.

Production Possibilities						
Product	**A**	**B**	**C**	**D**	**E**	**F**
Tanks	0	1	2	3	4	5
Autos	1,000	950	850	650	350	0

In moving from combination F to E, the opportunity cost of producing 350 more autos is

A) 1 unit of tanks.
B) 650 units of autos.
C) 5 units of tanks.
D) 300 units of autos.

342) A nation can produce two products: tanks and autos. The following table is the nation's production possibilities schedule.

Production Possibilities						
Product	**A**	**B**	**C**	**D**	**E**	**F**
Tanks	0	1	2	3	4	5
Autos	1,000	950	850	650	350	0

The *total* opportunity cost of four unit(s) of tanks is

A) 350 units of autos.
B) 300 units of autos.
C) 100 units of autos.
D) 650 units of autos.

343) A nation can produce two products: tanks and autos. The following table is the nation's production possibilities schedule.

Production Possibilities						
Product	**A**	**B**	**C**	**D**	**E**	**F**
Tanks	0	1	2	3	4	5
Autos	1,000	950	850	650	350	0

The *marginal* opportunity cost of the fourth unit of tanks is

A) 300 units of autos.
B) 350 units of autos.
C) 3 units of tanks.
D) 650 units of autos.

Microeconomics (Canadian) 17th edition McConnell Test Bank

344) The following graph is the production possibilities curve of a nation.

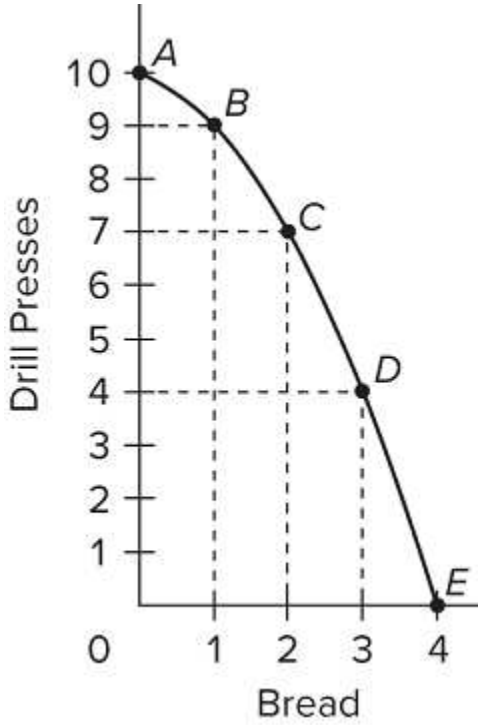

The combination "7 drill presses and 3 bread" indicates

A) that some resources in the nation are unemployed.
B) an unattainable combination for the nation.
C) a combination produced when the nation is at full employment.
D) an ideal combination for the nation.

345) The following graph is the production possibilities curve of a nation.

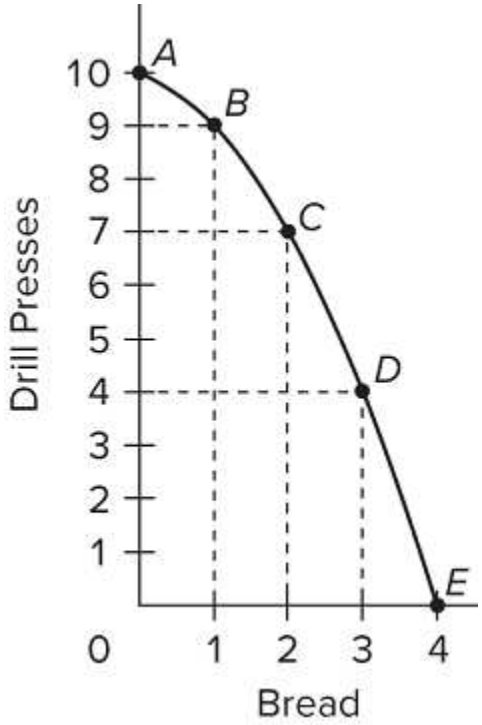

Which of the following combinations would be unattainable?

A) 4 drill presses and 1 bread
B) 9 drill presses and 2 bread
C) 7 drill presses and 1 bread
D) 2 drill presses and 3 bread

346) The following graph is the production possibilities curve of a nation.

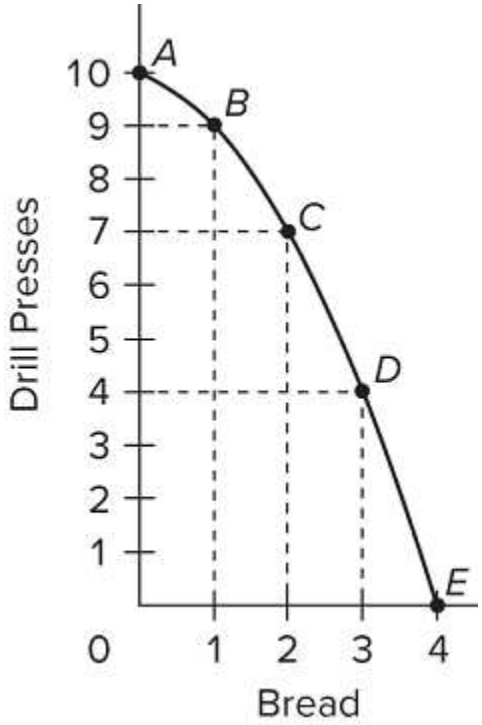

The *total* opportunity cost of 9 drill presses is

A) 3 units of bread.
B) 10 units of drill presses.
C) 1 unit of bread.
D) 1 unit of drill presses.

347) The following graph is the production possibilities curve of a nation.

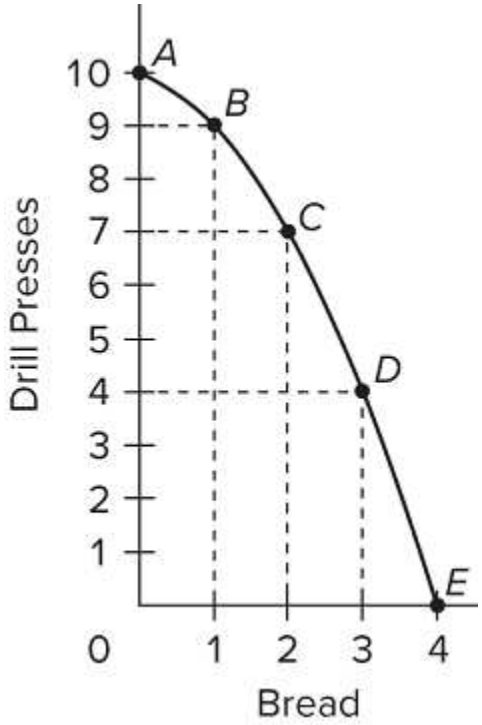

The *marginal* opportunity cost of the fourth unit of bread is

A) 4 units of drill presses.
B) 3 units of drill presses.
C) 1 unit of drill presses.
D) 10 units of drill presses.

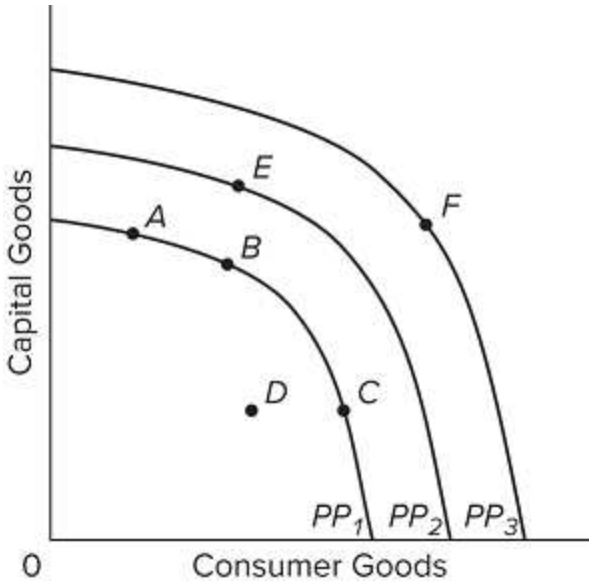

348) Refer to the diagram. The concept of opportunity cost is best represented by the

A) move from A on PP1 to E on PP2.
B) shift of the production possibilities curve from PP1 to PP2.
C) move from B on PP1 to A on PP1.
D) move from D inside PP1 to A on PP1.

Microeconomics (Canadian) 17th edition McConnell Test Bank

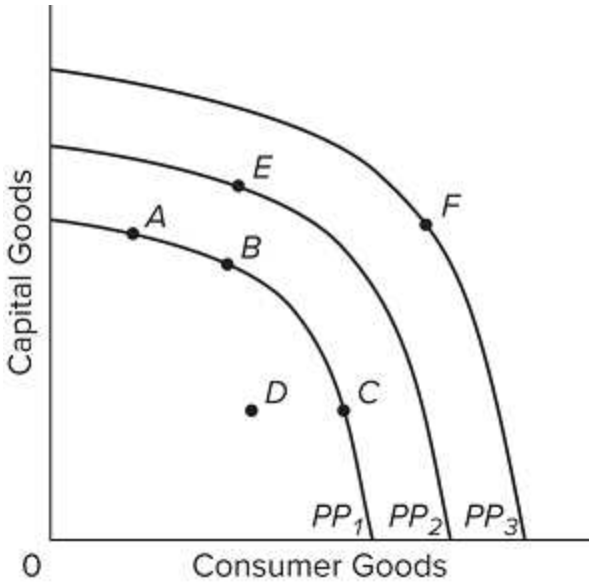

349) Refer to the diagram. An improvement in technology will

A) move the economy from A to C along PP1.
B) shift the production possibilities curve from PP2 to PP1.
C) shift the production possibilities curve from PP1 to PP2.
D) move the economy from A, B, or C on PP1 to D.

SHORT ANSWER. Write the word or phrase that best completes each statement or answers the question.

350) What is a brief definition of economics? What are the conditions that give rise to this definition?

351) What are the key economic concepts that pertain to the individual?

Microeconomics (Canadian) 17th edition McConnell Test Bank

352) What are the key economic concepts that pertain to interactions among individuals?

353) What are the key economic concepts that pertain to the economy as a whole?

354) What do economists mean when they say that "there is no free lunch"? Give another example to which this statement applies.

355) What are the three interrelated features of the economic perspective?

356) What is utility and what is its relevance to rational behaviour?

Microeconomics (Canadian) 17th edition McConnell Test Bank

357) Use marginal analysis to explain why it is possible to "have too much of a good thing". Use education as an example.

358) What does it mean to say that theories, principles, and models are "purposeful simplifications"?

359) The distinguished economist Kenneth Boulding stated: "Theories without facts may be barren, but facts without theories are meaningless". Explain what he meant.

360) Explain the importance of the ceteris paribus or "other-things-equal" assumption.

361) "Bad theories are abstract and therefore unrealistic; good theories are fully realistic and fit all the facts". Evaluate.

Microeconomics (Canadian) 17th edition McConnell Test Bank

362) "Economic models are somewhat like different types of maps". Evaluate.

363) Distinguish between microeconomics and macroeconomics.

364) Below are six statements. Indicate whether each one pertains to microeconomics (MIC) or macroeconomics (MAC).

(a) "The inflation rate in Canada hit its lowest level in the last twenty years".
(b) "The profits of BCE rose 20 percent during the past quarter".
(c) "A drought has occurred in the Prairies. The prices for barley are expected to rise sharply".
(d) "The nation's economy grew at an annual rate of 3.7 percent in the final quarter of the year".
(e) "The trade surplus in Canada was $4 billion last month".
(f) "General Motors plans to spend $800 million on a new automobile plant".

365) Give one example of a positive economic statement and one example of a normative economic statement.

Microeconomics (Canadian) 17th edition McConnell Test Bank

366) Below are six statements. Identify whether each is a positive or normative statement.

(a) The minimum wage should be increased so low-income workers can earn a living wage.
(b) The unemployment rate is too high and should be reduced through government actions.
(c) The rate of inflation was about 2 percent last year, an all time low for the past decade.
(d) The government should take action to break up the monopoly power of Air Canada.
(e) Interest rates should be lower in Canada so that people can afford to build a home.
(f) The Federal government achieved a budget surplus for the first time in thirty years.

367) Identify whether each of the following is a positive or normative statement.
(a) If tuition fees increase, national data shows fewer students would obtain a post-secondary education.
(b) Central bank policy rate should be higher than what it is now.

368) What were the approximate average incomes of Canadians and Indians in 2022?

369) What is meant by the "the individual's economic problem"?

Microeconomics (Canadian) 17th edition McConnell Test Bank

370) What variables are used to determine the individual's budget line?

371) How do income changes affect the position of the budget line?

372) What do economists mean when they say that economic resources or factors of production are scarce or limited in supply?

373) What is meant by "society's economic problem"?

374) List the four resource categories and give a brief description of each.

Microeconomics (Canadian) 17th edition McConnell Test Bank

375) What four basic functions does the entrepreneur perform for the economy?

376) Explain and evaluate: "If resources were infinitely abundant in relation to the demand for them, the economic problem would dissolve in a sea of affluence".

377) "The relative scarcity of resources makes the operation of any economy a matter of choosing between alternatives". Explain.

378) "The two cornerstones of economics are the scarcity of resources and the multiplicity of wants. True economy consists of deriving maximum want satisfaction from available resources". Explain.

379) Explain the relationship between full employment of resources and full production.

Microeconomics (Canadian) 17th edition McConnell Test Bank

380) The production possibilities table below shows the hypothetical relationship between the production of food and clothing in an economy.

Combination	Food	Clothing
A	0	4
B	7	3
C	13	2
D	18	1
E	22	0

(a) What is the marginal opportunity cost of producing the second unit of clothing?
(b) What is the total opportunity cost of producing two units of clothing?
(c) What is the marginal opportunity cost of producing the third unit of clothing?
(d) What is the total opportunity cost of producing three units of clothing?

Microeconomics (Canadian) 17th edition McConnell Test Bank

381) A production possibilities table for two products, grain and airplanes, is found below. Usual assumptions regarding production possibilities are implied. Grain is measured in tons and airplanes are measured in units of 1,000.

Combination	Grain (tons)	Airplanes (1,000s)
A	0	7
B	14	6
C	26	5
D	36	4
E	44	3
F	50	2
G	54	1
H	56	0

(a) Using the below graph, construct a production possibilities curve from this information placing grain on the vertical axis and airplanes on the horizontal axis.

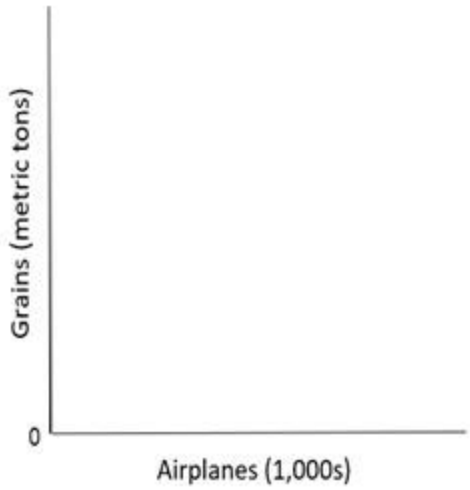

(b) What is the opportunity cost of producing the first unit of airplanes? The marginal opportunity cost of producing the fourth unit of airplanes?

Microeconomics (Canadian) 17th edition McConnell Test Bank

382) A production possibilities table for two products, corn and paper, is found below. Usual assumptions regarding production possibilities are implied. Corn is measured in tons, and paper is measured per unit.

Combination	Corn	Paper
A	0	6
B	18	5
C	33	4
D	45	3
E	54	2
F	60	1
G	63	0

(a) Using the following graph, construct a production possibilities curve from this information placing corn on the vertical axis and paper on the horizontal axis.



(b) What is the marginal opportunity cost of producing the first unit of paper? The marginal opportunity cost of producing the fourth unit of paper?

Microeconomics (Canadian) 17th edition McConnell Test Bank

383) What is the economic rationale for the law of increasing costs?

384) Explain how increasing opportunity costs are reflected graphically in the production possibilities curve. How would the curve appear if opportunity costs were constant?

385) An economy consists of five workers, who can produce either fish or fruit. The following table shows the daily output of each worker.

Worker	Fish	Fruit
A	10	20
B	6	10
C	8	6
D	8	4
E	10	10

(a) Suppose one worker catches fish and four workers pick fruit. For the economy to achieve productive efficiency, which of the five workers must fish?
(b) Does the economy achieve full employment and productive efficiency by producing 26 fish and 20 fruit?

Microeconomics (Canadian) 17th edition McConnell Test Bank

386) An economy consists of five workers, who can produce either fish or fruit. The following table shows the daily output of each worker.

Worker	Fish	Fruit
A	4	4
B	6	2
C	2	1
D	8	6
E	4	1

(a) Suppose one worker catches fish and four workers pick fruit. For the economy to achieve productive efficiency, which of the five workers must fish?
(b) Does the economy achieve full employment and productive efficiency by producing 12 fish and 4 fruit?

387) What changes must occur for the potential total output of the economy to grow?

Microeconomics (Canadian) 17th edition McConnell Test Bank

388) Look at the following production possibilities curve illustrating the possibilities in Sluggerville for producing bats and/or peanuts with the existing level of resources and technology.

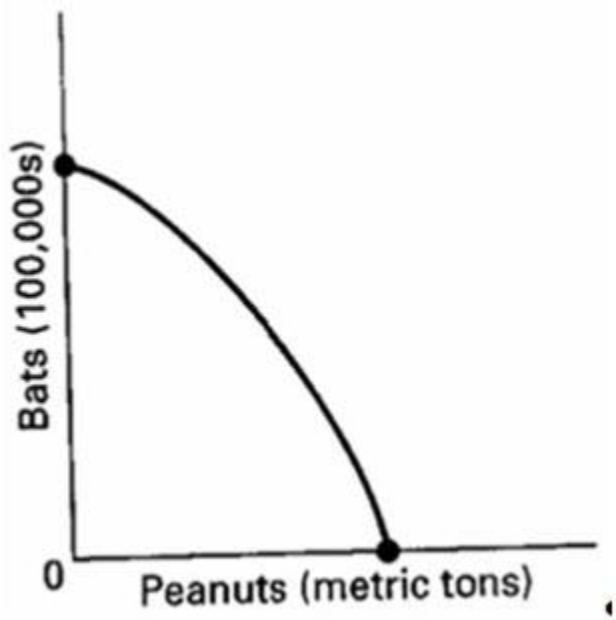

(a) Show a point U that would indicate unemployed resources in Sluggerville.
(b) Draw a new curve B that illustrates the results of improved technology in the production of bats, but no change in the production efficiency of peanuts.
(c) Show a point G that would indicate a point that is currently unattainable in the production of peanuts and bats in Sluggerville.

Microeconomics (Canadian) 17th edition McConnell Test Bank

389) Explain how each event affects production possibilities.

(a) The population becomes more educated over time as the number of high school dropouts falls and the number of college graduates rises.
(b) The unemployment rate declines from 8 to 6 percent of the labour force.
(c) Businesses and government are unable to solve a major computer problem, thus reducing economic efficiency and national output.
(d) Advances in telecommunications and new technology significantly contribute to economic growth over time.
(e) The Federal government decides to allocate more resources to national defence.

390) Describe the adjustments in the production possibilities curves in each of the following situations for the Canadian economy.
(a) The economy moves from full employment into a deep recession.
(b) The economy makes great strides in eliminating discrimination.
(c) The end of the Cold War leads to cuts in military goods and a rise in consumer goods.
(d) The society devotes more resources to health and education and less resources to consumption goods.

391) Evaluate. Since the production possibilities curve can shift outward over time, it is possible for an economy to get more of a product without incurring an opportunity cost.

Microeconomics (Canadian) 17th edition McConnell Test Bank

392) One application of the production possibilities concept has been to explain the difference in growth patterns of a nation with a high level of investment (Alta) and an equivalent nation with a low level of investment (Zorn). Use the concept to explain why Alta's economic growth would be greater than that of Zorn over time.

393) The production possibilities curve suggests that a nation cannot live beyond its means or production potential. Explain why international trade would cause this statement to be modified.

394) Why do economists use graphs in their work?

395) In a two-dimensional graph showing the relationship between income and consumption in the economy, what is shown on the vertical axis and what is shown on the horizontal axis?

Microeconomics (Canadian) 17th edition McConnell Test Bank

396) Define what is meant by a positive or direct relationship between two variables and describe the line graph depicting such a relationship.

397) Define what is meant by an inverse relationship between two variables and describe the line graph depicting such a relationship.

398) Differentiate between the independent and dependent variables in an economic relationship.

399) Describe the slope of a direct and an inverse relationship.

Microeconomics (Canadian) 17th edition McConnell Test Bank

400) Discuss the relationships that you would expect to find between (a) increasing contraction in industry A and unemployment rate; (b) the price of a product and the amount consumers will purchase; (c) the temperature and the number of people at the swimming pool.
Which of these are direct relationships and which are inverse? What considerations might change the expected relationships?

Microeconomics (Canadian) 17th edition McConnell Test Bank

401) Show graphically on the below graph the expected relationship between investment spending and interest rates. Put investment expenditures on the horizontal axis and the rate of interest on the vertical axis; connect the points and label the curve "Investment demand". Describe this relationship between the rate of interest and investment expenditures. Describe the slope of the investment curve.



402) There are two sets of x, y points on a straight line in a two-variable graph with y on the vertical axis and x on the horizontal axis. What would be the linear equation for the line if one set of points was (0, 12) and the other set was (12, 36)?

403) The value of the vertical intercept is $100 and the slope is 0.8 in a linear equation for consumption (measured on the vertical axis) and disposable income (measured on the horizontal axis). If disposable income is $1000, what is consumption? State the linear equation and show how you found the answer.

404) How do you determine the slope of a nonlinear curve? Will the slope be the same along the curve? Explain.

Microeconomics (Canadian) 17th edition McConnell Test Bank

405) Using the below graph, give discuss the slopes of the line's tangent to the curve at points A, B, and C.

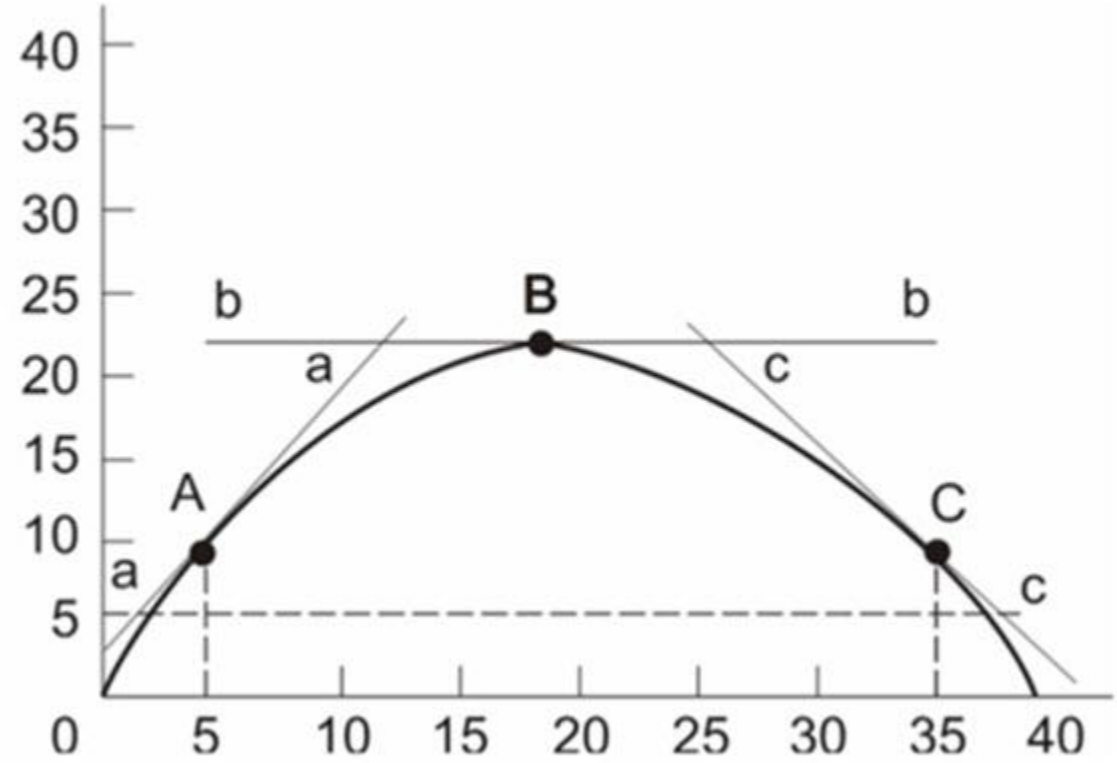

406) What is the purpose of using aggregates in macroeconomics?

Microeconomics (Canadian) 17th edition McConnell Test Bank

407) An economic researcher finds that "increasing interest rate in country A caused 30 percent of households to default on their mortgages." Looking at this research, person A reaches the conclusion that "no central bank should ever increase policy rates."
Use normative and positive economics to categorize the research finding and person A's conclusion.

408) What is the primary difference between positive and normative economics, and why is each type important?

409) How does the economic problem of resource allocation affect the decision between funding the criminal justice system and education, and what are the potential opportunity costs involved in allocating more resources to both sectors?

Microeconomics (Canadian) 17th edition McConnell Test Bank

Chapter 03 Test Bank

Answer Key

Test name: Chapter 01 Test Bank

1) TRUE
2) FALSE
3) TRUE
4) TRUE
5) FALSE
6) FALSE
7) FALSE
8) FALSE
9) FALSE
10) FALSE
11) FALSE
12) TRUE
13) TRUE
14) TRUE
15) FALSE
16) FALSE
17) TRUE
18) FALSE
19) FALSE
20) FALSE
21) FALSE
22) FALSE
23) FALSE
24) D
25) D
26) B
27) C
28) D
29) D
30) D
31) D
32) A
33) C
34) C
35) C
36) B
37) B

Microeconomics (Canadian) 17th edition McConnell Test Bank

38) B
39) C
40) C
41) D
42) B
43) B
44) B
45) C
46) A
47) B
48) A
49) D
50) B
51) B
52) A
53) A
54) C
55) C
56) C
57) B
58) C
59) A
60) B
61) C
62) C
63) A
64) B
65) A
66) C
67) B
68) A
69) D
70) C
71) D
72) B
73) D
74) B
75) B
76) B
77) B

Microeconomics (Canadian) 17th edition McConnell Test Bank

78) C
79) B
80) B
81) B
82) D
83) A
84) A
85) C
86) D
87) C
88) D
89) A
90) B
91) C
92) D
93) A
94) B
95) B
96) C
97) C
98) B
99) B
100) C
101) C
102) A
103) C
104) A
105) B
106) D
107) C
108) D
109) C
110) C
111) C
112) A
113) C
114) A
115) C
116) C
117) D

Microeconomics (Canadian) 17th edition McConnell Test Bank

118) C
119) B
120) C
121) A
122) B
123) B
124) B
125) B
126) D
127) B
128) B
129) A
130) C
131) A
132) B
133) A
134) D
135) D
136) D
137) A
138) B
139) C
140) C
141) A
142) D
143) B
144) A
145) D
146) D
147) A
148) C
149) C
150) C
151) B
152) C
153) C
154) A
155) B
156) A
157) A

Microeconomics (Canadian) 17th edition McConnell Test Bank

158) D
159) D
160) A
161) B
162) D
163) B
164) A
165) C
166) A
167) A
168) C
169) A
170) B
171) D
172) D
173) A
174) D
175) C
176) A
177) D
178) D
179) D
180) A
181) C
182) B
183) B
184) A
185) D
186) B
187) C
188) D
189) C
190) A
191) A
192) B
193) D
194) C
195) B
196) B
197) D

Microeconomics (Canadian) 17th edition McConnell Test Bank

198) A
199) D
200) D
201) A
202) A
203) B
204) D
205) C
206) C
207) B
208) B
209) C
210) D
211) C
212) D
213) C
214) C
215) D
216) C
217) A
218) C
219) C
220) C
221) B
222) D
223) B
224) B
225) A
226) B
227) B
228) B
229) A
230) B
231) C
232) A
233) C
234) C
235) D
236) B
237) B

Microeconomics (Canadian) 17th edition McConnell Test Bank

238) B
239) B
240) A
241) A
242) B
243) C
244) D
245) D
246) B
247) C
248) A
249) A
250) D
251) B
252) C
253) A
254) B
255) A
256) B
257) A
258) B
259) C
260) C
261) A
262) D
263) B
264) B
265) B
266) B
267) C
268) C
269) B
270) A
271) A
272) A
273) C
274) C
275) D
276) C
277) A

Microeconomics (Canadian) 17th edition McConnell Test Bank

278) D
279) C
280) A
281) C
282) A
283) A
284) B
285) D
286) B
287) D
288) A
289) B
290) D
291) B
292) D
293) D
294) A
295) B
296) C
297) A
298) A
299) B
300) D
301) A
302) A
303) A
304) B
305) C
306) D
307) B
308) D
309) D
310) B
311) B
312) B
313) A
314) C
315) A
316) A
317) D

Microeconomics (Canadian) 17th edition McConnell Test Bank

318) C
319) D
320) B
321) C
322) D
323) D
324) D
325) A
326) A
327) A
328) C
329) C
330) D
331) A
332) A
333) C
334) C
335) D
336) D
337) C
338) A
339) C
340) D
341) A
342) D
343) A
344) B
345) B
346) A
347) A
348) C
349) C
350) Short Answer
351) Short Answer
352) Short Answer
353) Short Answer
354) Short Answer
355) Short Answer
356) Short Answer
357) Short Answer

Microeconomics (Canadian) 17th edition McConnell Test Bank

358) Short Answer
359) Short Answer
360) Short Answer
361) Short Answer
362) Short Answer
363) Short Answer
364) Short Answer
365) Short Answer
366) Short Answer
367) Short Answer
368) Short Answer
369) Short Answer
370) Short Answer
371) Short Answer
372) Short Answer
373) Short Answer
374) Short Answer
375) Short Answer
376) Short Answer
377) Short Answer
378) Short Answer
379) Short Answer
380) Short Answer
381) Short Answer
382) Short Answer
383) Short Answer
384) Short Answer
385) Short Answer
386) Short Answer
387) Short Answer
388) Short Answer
389) Short Answer
390) Short Answer
391) Short Answer
392) Short Answer
393) Short Answer
394) Short Answer
395) Short Answer
396) Short Answer
397) Short Answer

Microeconomics (Canadian) 17th edition McConnell Test Bank

398) Short Answer
399) Short Answer
400) Short Answer
401) Short Answer
402) Short Answer
403) Short Answer
404) Short Answer
405) Short Answer
406) Short Answer
407) Short Answer
408) Short Answer
409) Short Answer

Microeconomics (Canadian) 17th edition McConnell Test Bank