Probability and Statistics for Engineering and the Sciences 9th edition Devore Solutions Manual

SKU: 9781305251809-SOLUTIONS

CHAPTER 2

Section 2.1

1.

a. S = {1324, 1342, 1423, 1432, 2314, 2341, 2413, 2431, 3124, 3142, 4123, 4132, 3214, 3241, 4213, 4231}.

b. Event A contains the outcomes where 1 is first in the list:
A = {1324, 1342, 1423, 1432}.

c. Event B contains the outcomes where 2 is first or second:
B = {2314, 2341, 2413, 2431, 3214, 3241, 4213, 4231}.

d. The event $A \cup B$ contains the outcomes in A or B or both:
$A \cup B$ = {1324, 1342, 1423, 1432, 2314, 2341, 2413, 2431, 3214, 3241, 4213, 4231}.
$A \cap B = \varnothing$, since 1 and 2 can't both get into the championship game.
$A' = S - A$ = {2314, 2341, 2413, 2431, 3124, 3142, 4123, 4132, 3214, 3241, 4213, 4231}.

2.

a. $A = \{RRR, LLL, SSS\}$.

b. $B = \{RLS, RSL, LRS, LSR, SRL, SLR\}$.

c. $C = \{RRL, RRS, RLR, RSR, LRR, SRR\}$.

d. $D = \{RRL, RRS, RLR, RSR, LRR, SRR, LLR, LLS, LRL, LSL, RLL, SLL, SSR, SSL, SRS, SLS, RSS, LSS\}$

e. Event D' contains outcomes where either all cars go the same direction or they all go different directions:
$D' = \{RRR, LLL, SSS, RLS, RSL, LRS, LSR, SRL, SLR\}$.
Because event D totally encloses event C (see the lists above), the compound event $C \cup D$ is just event D:
$C \cup D = D = \{RRL, RRS, RLR, RSR, LRR, SRR, LLR, LLS, LRL, LSL, RLL, SLL, SSR, SSL, SRS, SLS, RSS, LSS\}$.
Using similar reasoning, we see that the compound event $C \cap D$ is just event C:
$C \cap D = C = \{RRL, RRS, RLR, RSR, LRR, SRR\}$.

Probability and Statistics for Engineering and the Sciences 9th edition Devore Solutions Manual

3.

a. $A = \{SSF, SFS, FSS\}$.

b. $B = \{SSS, SSF, SFS, FSS\}$.

c. For event C to occur, the system must have component 1 working (S in the first position), then at least one of the other two components must work (at least one S in the second and third positions): $C = \{SSS, SSF, SFS\}$.

d. $C' = \{SFF, FSS, FSF, FFS, FFF\}$.
$A \cup C = \{SSS, SSF, SFS, FSS\}$.
$A \cap C = \{SSF, SFS\}$.
$B \cup C = \{SSS, SSF, SFS, FSS\}$. Notice that B contains C, so $B \cup C = B$.
$B \cap C = \{SSS\ SSF, SFS\}$. Since B contains C, $B \cap C = C$.

4.

a. The $2^4 = 16$ possible outcomes have been numbered here for later reference.

	Home Mortgage Number			
Outcome	1	2	3	4
1	*F*	*F*	*F*	*F*
2	*F*	*F*	*F*	*V*
3	*F*	*F*	*V*	*F*
4	*F*	*F*	*V*	*V*
5	*F*	*V*	*F*	*F*
6	*F*	*V*	*F*	*V*
7	*F*	*V*	*V*	*F*
8	*F*	*V*	*V*	*V*
9	*V*	*F*	*F*	*F*
10	*V*	*F*	*F*	*V*
11	*V*	*F*	*V*	*F*
12	*V*	*F*	*V*	*V*
13	*V*	*V*	*F*	*F*
14	*V*	*V*	*F*	*V*
15	*V*	*V*	*V*	*F*
16	*V*	*V*	*V*	*V*

b. Outcome numbers 2, 3, 5, 9 above.

c. Outcome numbers 1, 16 above.

d. Outcome numbers 1, 2, 3, 5, 9 above.

e. In words, the union of (c) and (d) is the event that either all of the mortgages are variable, or that at most one of them is variable-rate: outcomes 1, 2, 3, 5, 9, 16. The intersection of (c) and (d) is the event that all of the mortgages are fixed-rate: outcome 1.

f. The union of (b) and (c) is the event that either exactly three are fixed, or that all four are the same: outcomes 1, 2, 3, 5, 9, 16. The intersection of (b) and (c) is the event that exactly three are fixed and all four are the same type. This cannot happen (the events have no outcomes in common), so the intersection of (b) and (c) is $\varnothing$.

Probability and Statistics for Engineering and the Sciences 9th edition Devore Solutions Manual

5.

a. The $3^3 = 27$ possible outcomes are numbered below for later reference.

Outcome Number	Outcome	Outcome Number	Outcome
1	111	15	223
2	112	16	231
3	113	17	232
4	121	18	233
5	122	19	311
6	123	20	312
7	131	21	313
8	132	22	321
9	133	23	322
10	211	24	323
11	212	25	331
12	213	26	332
13	221	27	333
14	222		

b. Outcome numbers 1, 14, 27 above.

c. Outcome numbers 6, 8, 12, 16, 20, 22 above.

d. Outcome numbers 1, 3, 7, 9, 19, 21, 25, 27 above.

6.

a. $S = \{123, 124, 125, 213, 214, 215, 13, 14, 15, 23, 24, 25, 3, 4, 5\}$.

b. $A = \{3, 4, 5\}$.

c. $B = \{125, 215, 15, 25, 5\}$.

d. $C = \{23, 24, 25, 3, 4, 5\}$.

7.

a. $S = \{$*BBBAAAA, BBABAAA, BBAABAA, BBAAABA, BBAAAAB, BABBAAA, BABABAA, BABAABA, BABAAAB, BAABBAA, BAABABA, BAABAAB, BAAABBA, BAAABAB, BAAAABB, ABBBAAA, ABBABAA, ABBAABA, ABBAAAB, ABABBAA, ABABABA, ABABAAB, ABAABBA, ABAABAB, ABAAABB, AABBBAA, AABBABA, AABBAAB, AABABBA, AABABAB, AABAABB, AAABBBA, AAABBAB, AAABABB, AAAABBB*$\}$.

b. *AAAABBB, AAABABB, AAABBAB, AABAABB, AABABAB*.

Probability and Statistics for Engineering and the Sciences 9th edition Devore Solutions Manual

8.

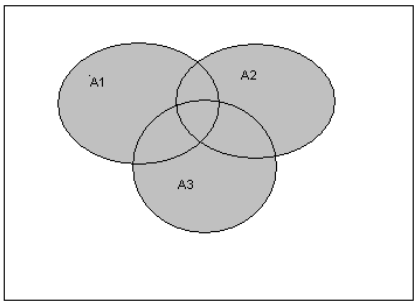

a. $A_1 \cup A_2 \cup A_3$

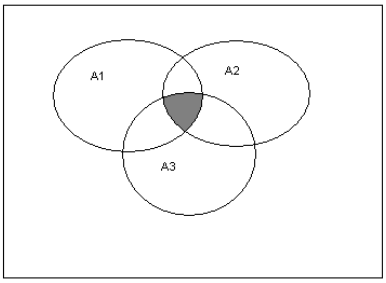

b. $A_1 \cap A_2 \cap A_3$

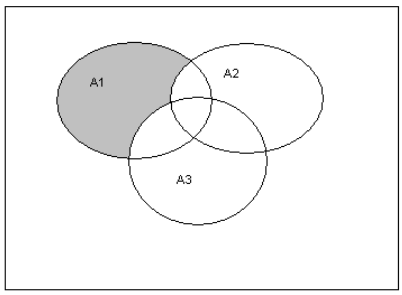

c. $A_1 \cap A_2' \cap A_3'$

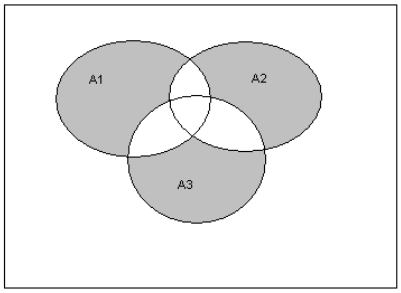

d. $(A_1 \cap A_2' \cap A_3') \cup (A_1' \cap A_2 \cap A_3') \cup (A_1' \cap A_2' \cap A_3)$

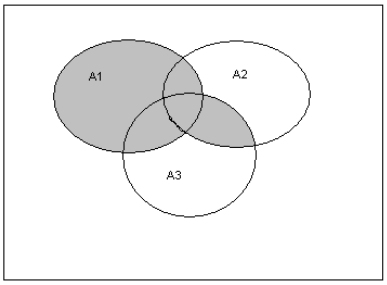

e. $A_1 \cup (A_2 \cap A_3)$

Probability and Statistics for Engineering and the Sciences 9th edition Devore Solutions Manual

9.

a. In the diagram on the left, the shaded area is $(A \cup B)'$. On the right, the shaded area is A', the striped area is B', and the intersection $A' \cap B'$ occurs where there is both shading <u>and</u> stripes. These two diagrams display the same area.

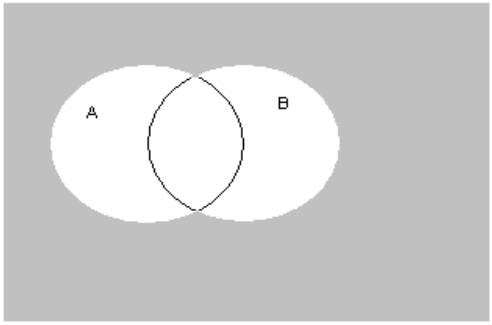

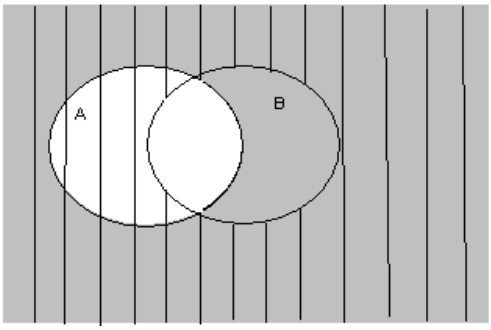

b. In the diagram below, the shaded area represents $(A \cap B)'$. Using the right-hand diagram from (a), the <u>union</u> of A' and B' is represented by the areas that have either shading <u>or</u> stripes (or both). Both of the diagrams display the same area.

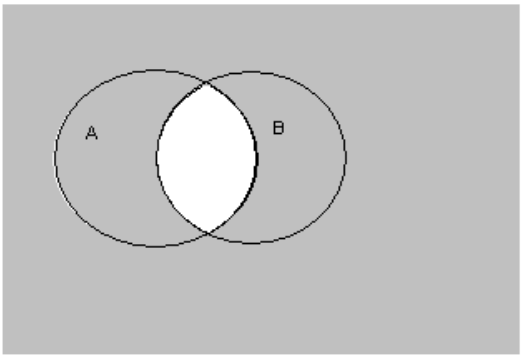

10.

a. Many examples exist; e.g., A = {Chevy, Buick}, B = {Ford, Lincoln}, C = {Toyota} are three mutually exclusive events.

b. No. Let E = {Chevy, Buick}, F = {Buick, Ford}, G = {Toyota}. These events are <u>not</u> mutually exclusive (E and F have an outcome in common), yet there is no outcome common to all three events.

Probability and Statistics for Engineering and the Sciences 9th edition Devore Solutions Manual

Section 2.2

11.

a. .07.

b. .15 + .10 + .05 = .30.

c. Let A = the selected individual owns shares in a stock fund. Then $P(A) = .18 + .25 = .43$. The desired probability, that a selected customer does <u>not</u> shares in a stock fund, equals $P(A') = 1 - P(A) = 1 - .43 = .57$. This could also be calculated by adding the probabilities for all the funds that are not stocks.

12.

a. No, this is not possible. Since event $A \cap B$ is contained within event B, it must be the case that $P(A \cap B) \le P(B)$. However, $.5 > .4$.

b. By the addition rule, $P(A \cup B) = .5 + .4 - .3 = .6$.

c. $P(\text{neither } A \text{ nor } B) = P(A' \cap B') = P((A \cup B)') = 1 - P(A \cup B) = 1 - .6 = .4$.

d. The event of interest is $A \cap B'$; from a Venn diagram, we see $P(A \cap B') = P(A) - P(A \cap B) = .5 - .3 = .2$.

e. From a Venn diagram, we see that the probability of interest is $P(\text{exactly one}) = P(\text{at least one}) - P(\text{both}) = P(A \cup B) - P(A \cap B) = .6 - .3 = .3$.

13.

a. $A_1 \cup A_2$ = "awarded either #1 or #2 (or both)": from the addition rule,
$P(A_1 \cup A_2) = P(A_1) + P(A_2) - P(A_1 \cap A_2) = .22 + .25 - .11 = .36$.

b. $A_1' \cap A_2'$ = "awarded neither #1 or #2": using the hint and part (a),
$P(A_1' \cap A_2') = P((A_1 \cup A_2)') = 1 - P(A_1 \cup A_2) = 1 - .36 = .64$.

c. $A_1 \cup A_2 \cup A_3$ = "awarded at least one of these three projects": using the addition rule for 3 events,
$P(A_1 \cup A_2 \cup A_3) = P(A_1) + P(A_2) + P(A_3) - P(A_1 \cap A_2) - P(A_1 \cap A_3) - P(A_2 \cap A_3) + P(A_1 \cap A_2 \cap A_3) = .22 + .25 + .28 - .11 - .05 - .07 + .01 = .53$.

d. $A_1' \cap A_2' \cap A_3'$ = "awarded none of the three projects":
$P(A_1' \cap A_2' \cap A_3') = 1 - P(\text{awarded at least one}) = 1 - .53 = .47$.

Probability and Statistics for Engineering and the Sciences 9th edition Devore Solutions Manual

e. $A_1' \cap A_2' \cap A_3$ = "awarded #3 but neither #1 nor #2": from a Venn diagram,
$P(A_1' \cap A_2' \cap A_3) = P(A_3) - P(A_1 \cap A_3) - P(A_2 \cap A_3) + P(A_1 \cap A_2 \cap A_3) =$
.28 – .05 – .07 + .01 = .17. The last term addresses the "double counting" of the two subtractions.

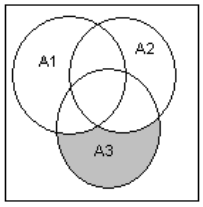

f. $(A_1' \cap A_2') \cup A_3$ = "awarded neither of #1 and #2, or awarded #3": from a Venn diagram,
$P((A_1' \cap A_2') \cup A_3) = P$(none awarded) + $P(A_3)$ = .47 (from **d**) + .28 = 75.

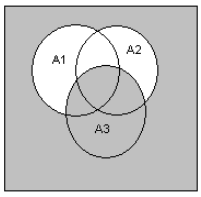

Alternatively, answers to **a-f** can be obtained from probabilities on the accompanying Venn diagram:

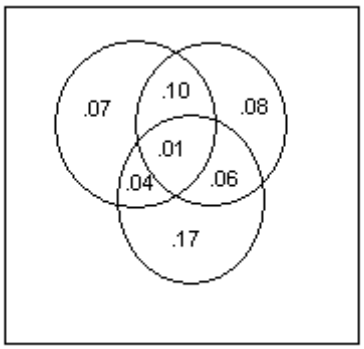

14. Let A = an adult consumes coffee and B = an adult consumes carbonated soda. We're told that $P(A)$ = .55, $P(B)$ = .45, and $P(A \cup B)$ = .70.

a. The addition rule says $P(A \cup B) = P(A) + P(B) - P(A \cap B)$, so .70 = .55 + .45 – $P(A \cap B)$ or $P(A \cap B)$ = .55 + .45 – .70 = .30.

b. There are two ways to read this question. We can read "does not (consume at least one)," which means the adult consumes neither beverage. The probability is then P(neither A nor B) = $P(A' \cap B')$ = 1 – $P(A \cup B)$ = 1 – .70 = .30.

The other reading, and this is presumably the intent, is "there is at least one beverage the adult does not consume, i.e. $A' \cup B'$. The probability is $P(A' \cup B')$ = 1 – $P(A \cap B)$ = 1 – .30 from **a** = .70. (It's just a coincidence this equals $P(A \cup B)$.)

Both of these approaches use *deMorgan's laws*, which say that $P(A' \cap B')$ = 1 – $P(A \cup B)$ and $P(A' \cup B')$ = 1 – $P(A \cap B)$.

Probability and Statistics for Engineering and the Sciences 9th edition Devore Solutions Manual

15.

a. Let E be the event that at most one purchases an electric dryer. Then E' is the event that at least two purchase electric dryers, and $P(E') = 1 - P(E) = 1 - .428 = .572$.

b. Let A be the event that all five purchase gas, and let B be the event that all five purchase electric. All other possible outcomes are those in which at least one of each type of clothes dryer is purchased. Thus, the desired probability is $1 - [P(A) - P(B)] =$
$1 - [.116 + .005] = .879$.

16.

a. There are six simple events, corresponding to the outcomes *CDP, CPD, DCP, DPC, PCD*, and *PDC*. Since the same cola is in every glass, these six outcomes are equally likely to occur, and the probability assigned to each is $\frac{1}{6}$.

b. $P(C \text{ ranked first}) = P(\{CPD, CDP\}) = \frac{1}{6} + \frac{1}{6} = \frac{2}{6} = .333$.

c. $P(C \text{ ranked first and } D \text{ last}) = P(\{CPD\}) = \frac{1}{6}$.

17.

a. The probabilities do not add to 1 because there are other software packages besides SPSS and SAS for which requests could be made.

b. $P(A') = 1 - P(A) = 1 - .30 = .70$.

c. Since A and B are mutually exclusive events, $P(A \cup B) = P(A) + P(B) = .30 + .50 = .80$.

d. By deMorgan's law, $P(A' \cap B') = P((A \cup B)') = 1 - P(A \cup B) = 1 - .80 = .20$.
In this example, deMorgan's law says the event "neither A nor B" is the complement of the event "either A or B." (That's true regardless of whether they're mutually exclusive.)

18. The only reason we'd need at least two selections to find a \$10 bill is if the <u>first</u> selection was <u>not</u> a \$10 bill bulb. There are 4 + 6 = 10 non-\$10 bills out of 5 + 4 + 6 = 15 bills in the wallet, so the probability of this event is simply 10/15, or 2/3.

19. Let A be that the selected joint was found defective by inspector A, so $P(A) = \frac{724}{10{,}000}$. Let B be analogous for inspector B, so $P(B) = \frac{751}{10{,}000}$. The event "at least one of the inspectors judged a joint to be defective is $A \cup B$, so $P(A \cup B) = \frac{1159}{10{,}000}$.

a. By deMorgan's law, $P(\text{neither } A \text{ nor } B) = P(A' \cap B') = 1 - P(A \cup B) = 1 - \frac{1159}{10{,}000} = \frac{8841}{10{,}000} = .8841$.

b. The desired event is $B \cap A'$. From a Venn diagram, we see that $P(B \cap A') = P(B) - P(A \cap B)$. From the addition rule, $P(A \cup B) = P(A) + P(B) - P(A \cap B)$ gives $P(A \cap B) = .0724 + .0751 - .1159 = .0316$. Finally, $P(B \cap A') = P(B) - P(A \cap B) = .0751 - .0316 = .0435$.

Probability and Statistics for Engineering and the Sciences 9th edition Devore Solutions Manual

20.

a. Let S_1, S_2 and S_3 represent day, swing, and night shifts, respectively. Let C_1 and C_2 represent unsafe conditions and unrelated to conditions, respectively. Then the simple events are S_1C_1, S_1C_2, S_2C_1, S_2C_2, S_3C_1, S_3C_2.

b. $P(C_1)$= P($\{S_1C_1, S_2C_1, S_3C_1\}$)= .10 + .08 + .05 = .23.

c. $P(S_1') = 1 - P(\{S_1C_1, S_1C_2\}) = 1 - (.10 + .35) = .55$.

21. In what follows, the first letter refers to the auto deductible and the second letter refers to the homeowner's deductible.

a. $P(MH) = .10$.

b. P(low auto deductible) = $P(\{LN, LL, LM, LH\})$ = .04 + .06 + .05 + .03 = .18. Following a similar pattern, P(low homeowner's deductible) = .06 + .10 + .03 = .19.

c. P(same deductible for both) = $P(\{LL, MM, HH\})$ = .06 + .20 + .15 = .41.

d. P(deductibles are different) = 1 – P(same deductible for both) = 1 – .41 = .59.

e. P(at least one low deductible) = $P(\{LN, LL, LM, LH, ML, HL\})$ = .04 + .06 + .05 + .03 + .10 + .03 = .31.

f. P(neither deductible is low) = 1 – P(at least one low deductible) = 1 – .31 = .69.

22. Let A = motorist must stop at first signal and B = motorist must stop at second signal. We're told that $P(A)$ = .4, $P(B)$ = .5, and $P(A \cup B)$ = .6.

a. From the addition rule, $P(A \cup B) = P(A) + P(B) - P(A \cap B)$, so .6 = .4 + .5 – $P(A \cap B)$, from which $P(A \cap B)$ = .4 + .5 – .6 = .3.

b. From a Venn diagram, $P(A \cap B') = P(A) - P(A \cap B)$ = .4 – .3 = .1.

c. From a Venn diagram, P(stop at exactly one signal) = $P(A \cup B) - P(A \cap B)$ = .6 – .3 = .3. Or, P(stop at exactly one signal) = $P([A \cap B'] \cup [A' \cap B]) = P(A \cap B') + P(A' \cap B) = [P(A) - P(A \cap B)] + [P(B) - P(A \cap B)]$ = [.4 – .3] + [.5 – .3] = .1 + .2 = .3.

23. Assume that the computers are numbered 1-6 as described and that computers 1 and 2 are the two laptops. There are 15 possible outcomes: (1,2) (1,3) (1,4) (1,5) (1,6) (2,3) (2,4) (2,5) (2,6) (3,4) (3,5) (3,6) (4,5) (4,6) and (5,6).

a. P(both are laptops) = $P(\{(1,2)\}) = \frac{1}{15}$ =.067.

b. P(both are desktops) = $P(\{(3,4)\ (3,5)\ (3,6)\ (4,5)\ (4,6)\ (5,6)\})$ = $\frac{6}{15}$ = .40.

c. P(at least one desktop) = 1 – P(no desktops) = 1 – P(both are laptops) = 1 – .067 = .933.

d. P(at least one of each type) = 1 – P(both are the same) = 1 – [P(both are laptops) + P(both are desktops)] = 1 – [.067 + .40] = .533.

Probability and Statistics for Engineering and the Sciences 9th edition Devore Solutions Manual

24. Since A is contained in B, we may write $B = A \cup (B \cap A')$, the union of two mutually exclusive events. (See diagram for these two events.) Apply the axioms:
$P(B) = P(A \cup (B \cap A')) = P(A) + P(B \cap A')$ by Axiom 3. Then, since $P(B \cap A') \geq 0$ by Axiom 1, $P(B) = P(A) + P(B \cap A') \geq P(A) + 0 = P(A)$. This proves the statement.

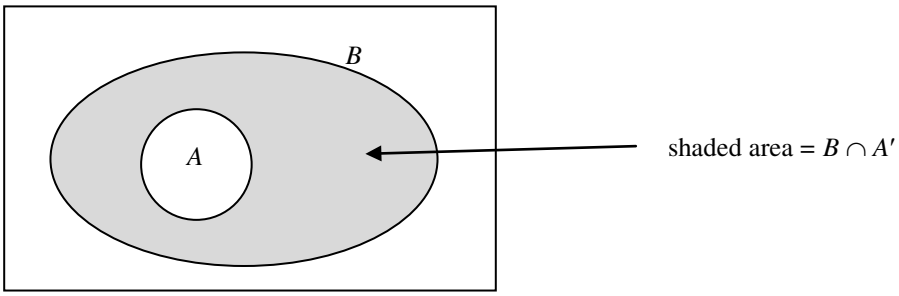

For general events A and B (i.e., not necessarily those in the diagram), it's always the case that $A \cap B$ is contained in A as well as in B, while A and B are both contained in $A \cup B$. Therefore, $P(A \cap B) \leq P(A) \leq P(A \cup B)$ and $P(A \cap B) \leq P(B) \leq P(A \cup B)$.

25. By rearranging the addition rule, $P(A \cap B) = P(A) + P(B) - P(A \cup B) = .40 + .55 - .63 = .32$. By the same method, $P(A \cap C) = .40 + .70 - .77 = .33$ and $P(B \cap C) = .55 + .70 - .80 = .45$. Finally, rearranging the addition rule for 3 events gives
$P(A \cap B \cap C) = P(A \cup B \cup C) - P(A) - P(B) - P(C) + P(A \cap B) + P(A \cap C) + P(B \cap C) = .85 - .40 - .55 - .70 + .32 + .33 + .45 = .30$.

These probabilities are reflected in the Venn diagram below.

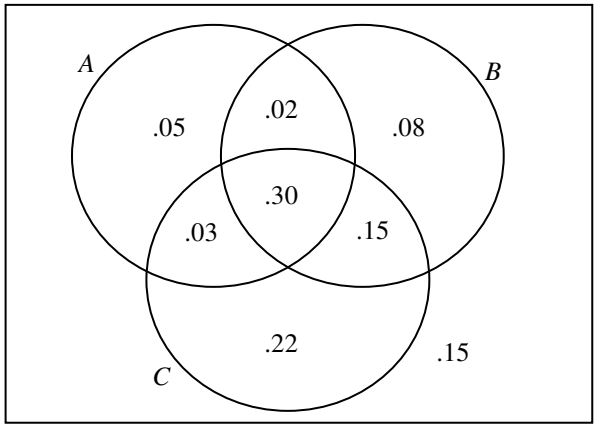

a. $P(A \cup B \cup C) = .85$, as given.

b. $P(\text{none selected}) = 1 - P(\text{at least one selected}) = 1 - P(A \cup B \cup C) = 1 - .85 = .15$.

c. From the Venn diagram, $P(\text{only automatic transmission selected}) = .22$.

d. From the Venn diagram, $P(\text{exactly one of the three}) = .05 + .08 + .22 = .35$.

Probability and Statistics for Engineering and the Sciences 9th edition Devore Solutions Manual

26. These questions can be solved algebraically, or with the Venn diagram below.

a. $P(A_1') = 1 - P(A_1) = 1 - .12 = .88$.

b. The addition rule says $P(A \cup B) = P(A) + P(B) - P(A \cap B)$. Solving for the intersection ("and") probability, you get $P(A_1 \cap A_2) = P(A_1) + P(A_2) - P(A_1 \cup A_2) = .12 + .07 - .13 = .06$.

c. A Venn diagram shows that $P(A \cap B') = P(A) - P(A \cap B)$. Applying that here with $A = A_1 \cap A_2$ and $B = A_3$, you get $P([A_1 \cap A_2] \cap A_3') = P(A_1 \cap A_2) - P(A_1 \cap A_2 \cap A_3) = .06 - .01 = .05$.

d. The event "at most two defects" is the complement of "all three defects," so the answer is just $1 - P(A_1 \cap A_2 \cap A_3) = 1 - .01 = .99$.

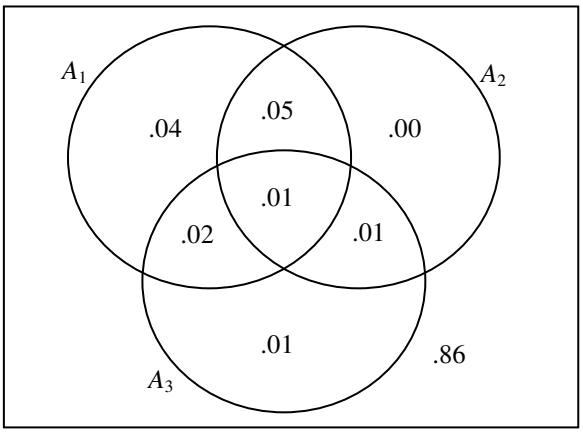

27. There are 10 equally likely outcomes: {A, B} {A, Co} {A, Cr} {A,F} {B, Co} {B, Cr} {B, F} {Co, Cr} {Co, F} and {Cr, F}.

a. $P(\{A, B\}) = \frac{1}{10} = .1$.

b. P(at least one C) = P({A, Co} or {A, Cr} or {B, Co} or {B, Cr} or {Co, Cr} or {Co, F} or {Cr, F}) = $\frac{7}{10} = .7$.

c. Replacing each person with his/her years of experience, P(at least 15 years) = P({3, 14} or {6, 10} or {6, 14} or {7, 10} or {7, 14} or {10, 14}) = $\frac{6}{10} = .6$.

28. Recall there are 27 equally likely outcomes.

a. P(all the same station) = P((1,1,1) or (2,2,2) or (3,3,3)) = $\frac{3}{27} = \frac{1}{9}$.

b. P(at most 2 are assigned to the same station) = 1 – P(all 3 are the same) = $1 - \frac{1}{9} = \frac{8}{9}$.

c. P(all different stations) = P((1,2,3) or (1,3,2) or (2,1,3) or (2,3,1) or (3,1,2) or (3,2,1)) = $\frac{6}{27} = \frac{2}{9}$.

Probability and Statistics for Engineering and the Sciences 9th edition Devore Solutions Manual

Section 2.3

29.

a. There are 26 letters, so allowing repeats there are $(26)(26) = (26)^2 = 676$ possible 2-letter domain names. Add in the 10 digits, and there are 36 characters available, so allowing repeats there are $(36)(36) = (36)^2 = 1296$ possible 2-character domain names.

b. By the same logic as part **a**, the answers are $(26)^3 = 17{,}576$ and $(36)^3 = 46{,}656$.

c. Continuing, $(26)^4 = 456{,}976$; $(36)^4 = 1{,}679{,}616$.

d. P(4-character sequence is already owned) = 1 – P(4-character sequence still available) = $1 - 97{,}786/(36)^4 = .942$.

30.

a. Because order is important, we'll use $P_{3,8} = (8)(7)(6) = 336$.

b. Order doesn't matter here, so we use $\binom{30}{6} = 593{,}775$.

c. The number of ways to choose 2 zinfandels from the 8 available is $\binom{8}{2}$. Similarly, the number of ways to choose the merlots and cabernets are $\binom{10}{2}$ and $\binom{12}{2}$, respectively. Hence, the total number of options (using the Fundamental Counting Principle) equals $\binom{8}{2}\binom{10}{2}\binom{12}{2} = (28)(45)(66) = 83{,}160$.

d. The numerator comes from part **c** and the denominator from part **b**: $\dfrac{83{,}160}{593{,}775} = .140$.

e. We use the same denominator as in part **d**. The number of ways to choose all zinfandel is $\binom{8}{6}$, with similar answers for all merlot and all cabernet. Since these are disjoint events, P(all same) = P(all zin) + P(all merlot) + P(all cab) = $\dfrac{\binom{8}{6}+\binom{10}{6}+\binom{12}{6}}{\binom{30}{6}} = \dfrac{1162}{593{,}775} = .002$.

31.

a. Use the Fundamental Counting Principle: $(9)(5) = 45$.

b. By the same reasoning, there are $(9)(5)(32) = 1440$ such sequences, so such a policy could be carried out for 1440 successive nights, or almost 4 years, without repeating exactly the same program.

Probability and Statistics for Engineering and the Sciences 9th edition Devore Solutions Manual

32.

a. Since there are 5 receivers, 4 CD players, 3 speakers, and 4 turntables, the total number of possible selections is (5)(4)(3)(4) = 240.

b. We now only have 1 choice for the receiver and CD player: (1)(1)(3)(4) = 12.

c. Eliminating Sony leaves 4, 3, 3, and 3 choices for the four pieces of equipment, respectively: (4)(3)(3)(3) = 108.

d. From **a**, there are 240 possible configurations. From **c**, 108 of them involve zero Sony products. So, the number of configurations with at least one Sony product is 240 – 108 = 132.

e. Assuming all 240 arrangements are equally likely, $P(\text{at least one Sony}) = \frac{132}{240} = .55$.

Next, P(exactly one component Sony) = P(only the receiver is Sony) + P(only the CD player is Sony) + P(only the turntable is Sony). Counting from the available options gives

$P(\text{exactly one component Sony}) = \frac{(1)(3)(3)(3)+(4)(1)(3)(3)+(4)(3)(3)(1)}{240} = \frac{99}{240} = .413$.

33.

a. Since there are 15 players and 9 positions, and order matters in a line-up (catcher, pitcher, shortstop, etc. are different positions), the number of possibilities is $P_{9,15}$ = (15)(14)…(7) or 15!/(15–9)! = 1,816,214,440.

b. For each of the starting line-ups in part (a), there are 9! possible batting orders. So, multiply the answer from (a) by 9! to get (1,816,214,440)(362,880) = 659,067,881,472,000.

c. Order still matters: There are $P_{3,5}$ = 60 ways to choose three left-handers for the outfield and $P_{6,10}$ = 151,200 ways to choose six right-handers for the other positions. The total number of possibilities is = (60)(151,200) = 9,072,000.

34.

a. Since order doesn't matter, the number of ways to randomly select 5 keyboards from the 25 available is $\binom{25}{5}$ = 53,130.

b. Sample in two stages. First, there are 6 keyboards with an electrical defect, so the number of ways to select exactly 2 of them is $\binom{6}{2}$. Next, the remaining 5 – 2 = 3 keyboards in the sample must have mechanical defects; as there are 19 such keyboards, the number of ways to randomly select 3 is $\binom{19}{3}$. So, the number of ways to achieve both of these in the sample of 5 is the product of these two counting numbers: $\binom{6}{2}\binom{19}{3}$ = (15)(969) = 14,535.

Probability and Statistics for Engineering and the Sciences 9th edition Devore Solutions Manual

c. Following the analogy from **b**, the number of samples with exactly 4 mechanical defects is $\binom{19}{4}\binom{6}{1}$, and the number with exactly 5 mechanical defects is $\binom{19}{5}\binom{6}{0}$. So, the number of samples with <u>at least</u> 4 mechanical defects is $\binom{19}{4}\binom{6}{1} + \binom{19}{5}\binom{6}{0}$, and the probability of this event is

$$\frac{\binom{19}{4}\binom{6}{1}+\binom{19}{5}\binom{6}{0}}{\binom{25}{5}} = \frac{34{,}884}{53{,}130} = .657.$$ (The denominator comes from **a**.)

35.

a. There are $\binom{10}{5} = 252$ ways to select 5 workers from the day shift. In other words, of all the ways to select 5 workers from among the 24 available, 252 such selections result in 5 day-shift workers. Since the grand total number of possible selections is $\binom{24}{5} = 42504$, the probability of randomly selecting 5 day-shift workers (and, hence, no swing or graveyard workers) is 252/42504 = .00593.

b. Similar to **a**, there are $\binom{8}{5} = 56$ ways to select 5 swing-shift workers and $\binom{6}{5} = 6$ ways to select 5 graveyard-shift workers. So, there are 252 + 56 + 6 = 314 ways to pick 5 workers from the same shift. The probability of this randomly occurring is 314/42504 = .00739.

c. P(at least two shifts represented) = 1 – P(all from same shift) = 1 – .00739 = .99261.

d. There are several ways to approach this question. For example, let A_1 = "day shift is unrepresented," A_2 = "swing shift is unrepresented," and A_3 = "graveyard shift is unrepresented." Then we want $P(A_1 \cup A_2 \cup A_3)$.

$N(A_1) = N$(day shift unrepresented) = N(all from swing/graveyard) = $\binom{8+6}{5} = 2002$,

since there are 8 + 6 = 14 total employees in the swing and graveyard shifts. Similarly, $N(A_2) = \binom{10+6}{5} = 4368$ and $N(A_3) = \binom{10+8}{5} = 8568$. Next, $N(A_1 \cap A_2) = N$(all from graveyard) = 6 from **b**. Similarly, $N(A_1 \cap A_3) = 56$ and $N(A_2 \cap A_3) = 252$. Finally, $N(A_1 \cap A_2 \cap A_3) = 0$, since at least one shift must be represented. Now, apply the addition rule for 3 events:

$$P(A_1 \cup A_2 \cup A_3) = \frac{2002+4368+8568-6-56-252+0}{42504} = \frac{14624}{42504} = .3441.$$

36. There are $\binom{5}{2} = 10$ possible ways to select the positions for B's votes: *BBAAA, BABAA, BAABA, BAAAB, ABBAA, ABABA, ABAAB, AABBA, AABAB*, and *AAABB*. Only the last two have A ahead of B throughout the vote count. Since the outcomes are equally likely, the desired probability is 2/10 = .20.

Probability and Statistics for Engineering and the Sciences 9th edition Devore Solutions Manual

37.

a. By the Fundamental Counting Principle, with $n_1 = 3$, $n_2 = 4$, and $n_3 = 5$, there are (3)(4)(5) = 60 runs.

b. With $n_1 = 1$ (just one temperature), $n_2 = 2$, and $n_3 = 5$, there are (1)(2)(5) = 10 such runs.

c. For each of the 5 specific catalysts, there are (3)(4) = 12 pairings of temperature and pressure. Imagine we separate the 60 possible runs into those 5 sets of 12. The number of ways to select exactly one run from each of these 5 sets of 12 is $\binom{12}{1}^5 = 12^5$. Since there are $\binom{60}{5}$ ways to select the 5 runs overall, the desired probability is $\binom{12}{1}^5 / \binom{60}{5} = 12^5 / \binom{60}{5} = .0456$.

38.

a. A sonnet has 14 lines, each of which may come from any of the 10 pages. Order matters, and we're sampling with replacement, so the number of possibilities is $10 \times 10 \times \ldots \times 10 = 10^{14}$.

b. Similarly, the number of sonnets you could create avoiding the first and last pages (so, only using lines from the middle 8 sonnets) is 8^{14}. Thus, the probability that a randomly-created sonnet would not use any lines from the first or last page is $8^{14}/10^{14} = .8^{14} = .044$.

39. In **a-c**, the size of the sample space is $N = \binom{5+6+4}{3} = \binom{15}{3} = 455$.

a. There are four 23W bulbs available and 5+6 = 11 non-23W bulbs available. The number of ways to select exactly two of the former (and, thus, exactly one of the latter) is $\binom{4}{2}\binom{11}{1} = 6(11) = 66$. Hence, the probability is 66/455 = .145.

b. The number of ways to select three 13W bulbs is $\binom{5}{3} = 10$. Similarly, there are $\binom{6}{3} = 20$ ways to select three 18W bulbs and $\binom{4}{3} = 4$ ways to select three 23W bulbs. Put together, there are 10 + 20 + 4 = 34 ways to select three bulbs of the same wattage, and so the probability is 34/455 = .075.

c. The number of ways to obtain one of each type is $\binom{5}{1}\binom{6}{1}\binom{4}{1} = (5)(6)(4) = 120$, and so the probability is 120/455 = .264.

d. Rather than consider many different options (choose 1, choose 2, etc.), re-frame the problem this way: at least 6 draws are required to get a 23W bulb iff a random sample of <u>five</u> bulbs fails to produce a 23W bulb. Since there are 11 non-23W bulbs, the chance of getting no 23W bulbs in a sample of size 5 is $\binom{11}{5} / \binom{15}{5} = 462/3003 = .154$.

Probability and Statistics for Engineering and the Sciences 9th edition Devore Solutions Manual

40.

a. If the A's were distinguishable from one another, and similarly for the B's, C's and D's, then there would be 12! possible chain molecules. Six of these are:

$A_1A_2A_3B_2C_3C_1D_3C_2D_1D_2B_3B_1$ $\quad$ $A_1A_3A_2B_2C_3C_1D_3C_2D_1D_2B_3B_1$
$A_2A_1A_3B_2C_3C_1D_3C_2D_1D_2B_3B_1$ $\quad$ $A_2A_3A_1B_2C_3C_1D_3C_2D_1D_2B_3B_1$
$A_3A_1A_2B_2C_3C_1D_3C_2D_1D_2B_3B_1$ $\quad$ $A_3A_2A_1B_2C_3C_1D_3C_2D_1D_2B_3B_1$

These 6 (=3!) differ only with respect to ordering of the 3 A's. In general, groups of 6 chain molecules can be created such that within each group only the ordering of the A's is different. When the A subscripts are suppressed, each group of 6 "collapses" into a single molecule (B's, C's and D's are still distinguishable).

At this point there are (12!/3!) different molecules. Now suppressing subscripts on the B's, C's, and D's in turn gives $\frac{12!}{(3!)^4} = 369,600$ chain molecules.

b. Think of the group of 3 A's as a single entity, and similarly for the B's, C's, and D's. Then there are 4! = 24 ways to order these triplets, and thus 24 molecules in which the A's are contiguous, the B's, C's, and D's also. The desired probability is $\frac{24}{369,600} = .00006494$.

41.

a. (10)(10)(10)(10) = 10^4 = 10,000. These are the strings 0000 through 9999.

b. Count the number of prohibited sequences. There are (i) 10 with all digits identical (0000, 1111, …, 9999); (ii) 14 with sequential digits (0123, 1234, 2345, 3456, 4567, 5678, 6789, and 7890, plus these same seven descending); (iii) 100 beginning with 19 (1900 through 1999). That's a total of 10 + 14 + 100 = 124 impermissible sequences, so there are a total of 10,000 – 124 = 9876 permissible sequences. The chance of randomly selecting one is just $\frac{9876}{10,000}$ = .9876.

c. All PINs of the form 8xx1 are legitimate, so there are (10)(10) = 100 such PINs. With someone randomly selecting 3 such PINs, the chance of guessing the correct sequence is 3/100 = .03.

d. Of all the PINs of the form 1xx1, eleven is prohibited: 1111, and the ten of the form 19x1. That leaves 89 possibilities, so the chances of correctly guessing the PIN in 3 tries is 3/89 = .0337.

42.

a. If Player X sits out, the number of possible teams is $\binom{3}{1}\binom{4}{2}\binom{4}{2}$ = 108. If Player X plays guard, we need one <u>more</u> guard, and the number of possible teams is $\binom{3}{1}\binom{4}{1}\binom{4}{2}$ = 72. Finally, if Player X plays forward, we need one <u>more</u> forward, and the number of possible teams is $\binom{3}{1}\binom{4}{2}\binom{4}{1}$ = 72. So, the total possible number of teams from this group of 12 players is 108 + 72 + 72 = 252.

b. Using the idea in **a**, consider all possible scenarios. If Players X and Y both sit out, the number of possible teams is $\binom{3}{1}\binom{5}{2}\binom{5}{2}$ = 300. If Player X plays while Player Y sits out, the number of possible

Probability and Statistics for Engineering and the Sciences 9th edition Devore Solutions Manual

teams is $\binom{3}{1}\binom{5}{1}\binom{5}{2}+\binom{3}{1}\binom{5}{2}\binom{5}{1}$ = 150 + 150 = 300. Similarly, there are 300 teams with Player X benched and Player Y in. Finally, there are three cases when X and Y both play: they're both guards, they're both forwards, or they split duties. The number of ways to select the rest of the team under these scenarios is $\binom{3}{1}\binom{5}{0}\binom{5}{2}+\binom{3}{1}\binom{5}{2}\binom{5}{0}+\binom{3}{1}\binom{5}{1}\binom{5}{1}$ = 30 + 30 + 75 = 135.

Since there are $\binom{15}{5}$ = 3003 ways to randomly select 5 players from a 15-person roster, the probability of randomly selecting a legitimate team is $\frac{300+300+135}{3003}=\frac{735}{3003}$ = .245.

43. There are $\binom{52}{5}$ = 2,598,960 five-card hands. The number of 10-high straights is (4)(4)(4)(4)(4) = 4^5 = 1024 (any of four 6s, any of four 7s, etc.). So, P(10 high straight) = $\frac{1024}{2{,}598{,}960}=.000394$. Next, there ten "types of straight: A2345, 23456, …, 910JQK, 10JQKA. So, P(straight) = $10\times\frac{1024}{2{,}598{,}960}=.00394$. Finally, there are only 40 straight flushes: each of the ten sequences above in each of the 4 suits makes (10)(4) = 40. So, P(straight flush) = $\frac{40}{2{,}598{,}960}=.00001539$.

44. $\binom{n}{k}=\frac{n!}{k!(n-k)!}=\frac{n!}{(n-k)!k!}=\binom{n}{n-k}$

The number of subsets of size k equals the number of subsets of size $n-k$, because to each subset of size k there corresponds exactly one subset of size $n-k$: the $n-k$ objects not in the subset of size k. The combinations formula counts the number of ways to split n objects into two subsets: one of size k, and one of size $n-k$.

Probability and Statistics for Engineering and the Sciences 9th edition Devore Solutions Manual

Section 2.4

45.

a. $P(A) = .106 + .141 + .200 = .447$, $P(C) = .215 + .200 + .065 + .020 = .500$, and $P(A \cap C) = .200$.

b. $P(A|C) = \dfrac{P(A \cap C)}{P(C)} = \dfrac{.200}{.500} = .400$. If we know that the individual came from ethnic group 3, the probability that he has Type A blood is .40. $P(C|A) = \dfrac{P(A \cap C)}{P(A)} = \dfrac{.200}{.447} = .447$. If a person has Type A blood, the probability that he is from ethnic group 3 is .447.

c. Define D = "ethnic group 1 selected." We are asked for $P(D|B')$. From the table, $P(D \cap B') = .082 + .106 + .004 = .192$ and $P(B') = 1 - P(B) = 1 - [.008 + .018 + .065] = .909$. So, the desired probability is $P(D|B') = \dfrac{P(D \cap B')}{P(B')} = \dfrac{.192}{.909} = .211$.

46. Let A be that the individual is more than 6 feet tall. Let B be that the individual is a professional basketball player. Then $P(A|B)$ = the probability of the individual being more than 6 feet tall, knowing that the individual is a professional basketball player, while $P(B|A)$ = the probability of the individual being a professional basketball player, knowing that the individual is more than 6 feet tall. $P(A|B)$ will be larger. Most professional basketball players are tall, so the probability of an individual in that reduced sample space being more than 6 feet tall is very large. On the other hand, the number of individuals that are pro basketball players is small in relation to the number of males more than 6 feet tall.

47.

a. Apply the addition rule for three events: $P(A \cup B \cup C) = .6 + .4 + .2 - .3 - .15 - .1 + .08 = .73$.

b. $P(A \cap B \cap C') = P(A \cap B) - P(A \cap B \cap C) = .3 - .08 = .22$.

c. $P(B|A) = \dfrac{P(A \cap B)}{P(A)} = \dfrac{.3}{.6} = .50$ and $P(A|B) = \dfrac{P(A \cap B)}{P(B)} = \dfrac{.3}{.4} = .75$. Half of students with Visa cards also have a MasterCard, while three-quarters of students with a MasterCard also have a Visa card.

d. $P(A \cap B \mid C) = \dfrac{P([A \cap B] \cap C)}{P(C)} = \dfrac{P(A \cap B \cap C)}{P(C)} = \dfrac{.08}{.2} = .40$.

e. $P(A \cup B \mid C) = \dfrac{P([A \cup B] \cap C)}{P(C)} = \dfrac{P([A \cap C] \cup [B \cap C])}{P(C)}$. Use a distributive law:

$$= \frac{P(A \cap C) + P(B \cap C) - P([A \cap C] \cap [B \cap C])}{P(C)} = \frac{P(A \cap C) + P(B \cap C) - P(A \cap B \cap C)}{P(C)} =$$

$$\frac{.15 + .1 - .08}{.2} = .85.$$

Probability and Statistics for Engineering and the Sciences 9th edition Devore Solutions Manual

48.

a. $P(A_2 \mid A_1) = \dfrac{P(A_2 \cap A_1)}{P(A_1)} = \dfrac{.06}{.12}$ = .50. The numerator comes from Exercise 26.

b. $P(A_1 \cap A_2 \cap A_3 \mid A_1) = \dfrac{P([A_1 \cap A_2 \cap A_3] \cap A_1)}{P(A_1)} = \dfrac{P(A_1 \cap A_2 \cap A_3)}{P(A_1)} = \dfrac{.01}{.12}$ = .0833. The numerator simplifies because $A_1 \cap A_2 \cap A_3$ is a subset of A_1, so their intersection is just the smaller event.

c. For this example, you definitely need a Venn diagram. The seven pieces of the partition inside the three circles have probabilities .04, .05, .00, .02, .01, .01, and .01. Those add to .14 (so the chance of no defects is .86).
Let E = "exactly one defect." From the Venn diagram, $P(E)$ = .04 + .00 + .01 = .05. From the addition above, P(at least one defect) = $P(A_1 \cup A_2 \cup A_3)$ = .14. Finally, the answer to the question is
$P(E \mid A_1 \cup A_2 \cup A_3) = \dfrac{P(E \cap [A_1 \cup A_2 \cup A_3])}{P(A_1 \cup A_2 \cup A_3)} = \dfrac{P(E)}{P(A_1 \cup A_2 \cup A_3)} = \dfrac{.05}{.14}$ = .3571. The numerator simplifies because E is a subset of $A_1 \cup A_2 \cup A_3$.

d. $P(A_3' \mid A_1 \cap A_2) = \dfrac{P(A_3' \cap [A_1 \cap A_2])}{P(A_1 \cap A_2)} = \dfrac{.05}{.06}$ = .8333. The numerator is Exercise 26(c), while the denominator is Exercise 26(b).

49.

a. P(small cup) = .14 + .20 = .34. P(decaf) = .20 + .10 + .10 = .40.

b. $P(\text{decaf} \mid \text{small}) = \dfrac{P(\text{small} \cap \text{decaf})}{P(\text{small})} = \dfrac{.20}{.34}$ = .588. 58.8% of all people who purchase a small cup of coffee choose decaf.

c. $P(\text{small} \mid \text{decaf}) = \dfrac{P(\text{small} \cap \text{decaf})}{P(\text{decaf})} = \dfrac{.20}{.40}$ = .50. 50% of all people who purchase decaf coffee choose the small size.

50.

a. $P(\mathbf{M} \cap \mathbf{LS} \cap \mathbf{PR})$ = .05, directly from the table of probabilities.

b. $P(\mathbf{M} \cap \mathbf{Pr}) = P(\mathbf{M} \cap \mathbf{LS} \cap \mathbf{PR}) + P(\mathbf{M} \cap \mathbf{SS} \cap \mathbf{PR})$ = .05 + .07 = .12.

c. $P(\mathbf{SS})$ = sum of 9 probabilities in the **SS** table = .56. $P(\mathbf{LS})$ = 1 – .56 = .44.

d. From the two tables, $P(\mathbf{M})$ = .08 + .07 + .12 + .10 + .05 + .07 = .49. $P(\mathbf{Pr})$ = .02 + .07 + .07 + .02 + .05 + .02 = .25.

e. $P(\mathbf{M} \mid \mathbf{SS} \cap \mathbf{Pl}) = \dfrac{P(\mathbf{M} \cap \mathbf{SS} \cap \mathbf{Pl})}{P(\mathbf{SS} \cap \mathbf{Pl})} = \dfrac{.08}{.04 + .08 + .03} = .533$.

f. $P(\mathbf{SS} \mid \mathbf{M} \cap \mathbf{Pl}) = \dfrac{P(\mathbf{SS} \cap \mathbf{M} \cap \mathbf{Pl})}{P(\mathbf{M} \cap \mathbf{Pl})} = \dfrac{.08}{.08 + .10} = .444$. $P(\mathbf{LS} \mid \mathbf{M} \cap \mathbf{Pl}) = 1 - P(\mathbf{SS} \mid \mathbf{M} \cap \mathbf{Pl})$ = 1 – .444 = .556.

Probability and Statistics for Engineering and the Sciences 9th edition Devore Solutions Manual

51.

a. Let A = child has a food allergy, and R = child has a history of severe reaction. We are told that $P(A) = .08$ and $P(R \mid A) = .39$. By the multiplication rule, $P(A \cap R) = P(A) \times P(R \mid A) = (.08)(.39) = .0312$.

b. Let M = the child is allergic to multiple foods. We are told that $P(M \mid A) = .30$, and the goal is to find $P(M)$. But notice that M is actually a subset of A: you can't have multiple food allergies without having at least one such allergy! So, apply the multiplication rule again:
$P(M) = P(M \cap A) = P(A) \times P(M \mid A) = (.08)(.30) = .024$.

52. We know that $P(A_1 \cup A_2) = .07$ and $P(A_1 \cap A_2) = .01$, and that $P(A_1) = P(A_2)$ because the pumps are identical. There are two solution methods. The first doesn't require explicit reference to q or r: Let A_1 be the event that #1 fails and A_2 be the event that #2 fails.
Apply the addition rule: $P(A_1 \cup A_2) = P(A_1) + P(A_2) - P(A_1 \cap A_2) \Rightarrow .07 = 2P(A_1) - .01 \Rightarrow P(A_1) = .04$.

Otherwise, we assume that $P(A_1) = P(A_2) = q$ and that $P(A_1 \mid A_2) = P(A_2 \mid A_1) = r$ (the goal is to find q). Proceed as follows: $.01 = P(A_1 \cap A_2) = P(A_1)\, P(A_2 \mid A_1) = qr$ and $.07 = P(A_1 \cup A_2) =$
$P(A_1 \cap A_2) + P(A_1' \cap A_2) + P(A_1 \cap A_2') = .01 + q(1-r) + q(1-r) \Rightarrow q(1-r) = .03$.
These two equations give $2q - .01 = .07$, from which $q = .04$ (and $r = .25$).

53. $P(B|A) = \dfrac{P(A \cap B)}{P(A)} = \dfrac{P(B)}{P(A)}$ (since B is contained in A, $A \cap B = B$)

$= \dfrac{.05}{.60} = .0833$

54.

a. $P(A_2 \mid A_1) = \dfrac{P(A_1 \cap A_2)}{P(A_1)} = \dfrac{.11}{.22} = .50$. If the firm is awarded project 1, there is a 50% chance they will also be awarded project 2.

b. $P(A_2 \cap A_3 \mid A_1) = \dfrac{P(A_1 \cap A_2 \cap A_3)}{P(A_1)} = \dfrac{.01}{.22} = .0455$. If the firm is awarded project 1, there is a 4.55% chance they will also be awarded projects 2 and 3.

c. $P(A_2 \cup A_3 \mid A_1) = \dfrac{P[A_1 \cap (A_2 \cup A_3)]}{P(A_1)} = \dfrac{P[(A_1 \cap A_2) \cup (A_1 \cap A_3)]}{P(A_1)}$

$= \dfrac{P(A_1 \cap A_2) + P(A_1 \cap A_3) - P(A_1 \cap A_2 \cap A_3)}{P(A_1)} = \dfrac{.15}{.22} = .682$. If the firm is awarded project 1, there is a 68.2% chance they will also be awarded at least one of the other two projects.

d. $P(A_1 \cap A_2 \cap A_3 \mid A_1 \cup A_2 \cup A_3) = \dfrac{P(A_1 \cap A_2 \cap A_3)}{P(A_1 \cup A_2 \cup A_3)} = \dfrac{.01}{.53} = .0189$. If the firm is awarded at least one of the projects, there is a 1.89% chance they will be awarded all three projects.

Probability and Statistics for Engineering and the Sciences 9th edition Devore Solutions Manual

55. Let A = {carries Lyme disease} and B = {carries HGE}. We are told $P(A) = .16$, $P(B) = .10$, and $P(A \cap B \mid A \cup B) = .10$. From this last statement and the fact that $A \cap B$ is contained in $A \cup B$,
$.10 = \dfrac{P(A \cap B)}{P(A \cup B)} \Rightarrow P(A \cap B) = .10P(A \cup B) = .10[P(A) + P(B) - P(A \cap B)] = .10[.10 + .16 - P(A \cap B)] \Rightarrow$
$1.1P(A \cap B) = .026 \Rightarrow P(A \cap B) = .02364$.
Finally, the desired probability is $P(A \mid B) = \dfrac{P(A \cap B)}{P(B)} = \dfrac{.02364}{.10} = .2364$.

56. $P(A \mid B) + P(A' \mid B) = \dfrac{P(A \cap B)}{P(B)} + \dfrac{P(A' \cap B)}{P(B)} = \dfrac{P(A \cap B) + P(A' \cap B)}{P(B)} = \dfrac{P(B)}{P(B)} = 1$

57. $P(B \mid A) > P(B)$ iff $P(B \mid A) + P(B' \mid A) > P(B) + P(B'|A)$ iff $1 > P(B) + P(B'|A)$ by Exercise 56 (with the letters switched). This holds iff $1 - P(B) > P(B' \mid A)$ iff $P(B') > P(B' \mid A)$, QED.

58. $P(A \cup B \mid C) = \dfrac{P[(A \cup B) \cap C)}{P(C)} = \dfrac{P[(A \cap C) \cup (B \cap C)]}{P(C)} = \dfrac{P(A \cap C) + P(B \cap C) - P(A \cap B \cap C)}{P(C)} = P(A \mid C) + P(B \mid C) - P(A \cap B \mid C)$

59. The required probabilities appear in the tree diagram below.

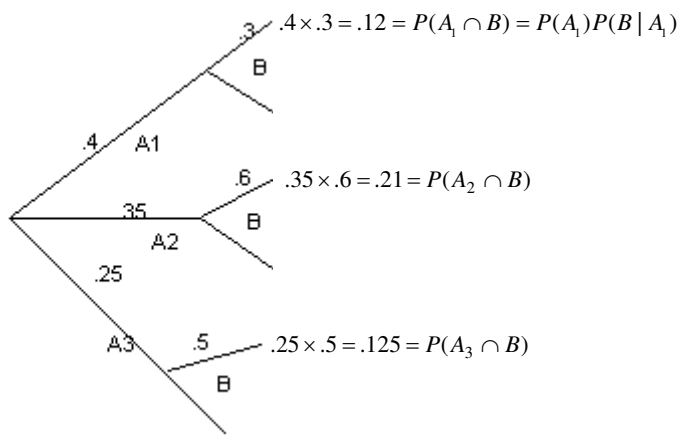

a. $P(A_2 \cap B) = .21$.

b. By the law of total probability, $P(B) = P(A_1 \cap B) + P(A_2 \cap B) + P(A_3 \cap B) = .455$.

c. Using Bayes' theorem, $P(A_1 \mid B) = \dfrac{P(A_1 \cap B)}{P(B)} = \dfrac{.12}{.455} = .264$; $P(A_2 \mid B) = \dfrac{.21}{.455} = .462$; $P(A_3 \mid B) = 1 - .264 - .462 = .274$. Notice the three probabilities sum to 1.

Probability and Statistics for Engineering and the Sciences 9th edition Devore Solutions Manual

60. The tree diagram below shows the probability for the four disjoint options; e.g., P(the flight is discovered and has a locator) = P(discovered)P(locator | discovered) = (.7)(.6) = .42.

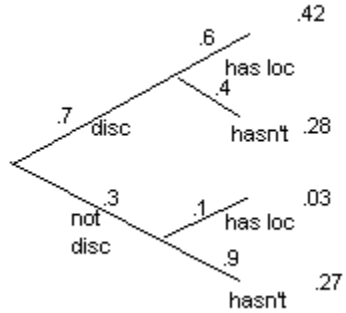

a. $P(\text{not discovered} \mid \text{has locator}) = \dfrac{P(\text{not discovered} \cap \text{has locator})}{P(\text{has locator})} = \dfrac{.03}{.03+.42} = .067$.

b. $P(\text{discovered} \mid \text{no locator}) = \dfrac{P(\text{discovered} \cap \text{no locator})}{P(\text{no locator})} = \dfrac{.28}{.55} = .509$.

61. The initial ("prior") probabilities of 0, 1, 2 defectives in the batch are .5, .3, .2. Now, let's determine the probabilities of 0, 1, 2 defectives in the sample based on these three cases.

- If there are 0 defectives in the batch, clearly there are 0 defectives in the sample.

P(0 def in sample | 0 def in batch) = 1.

- If there is 1 defective in the batch, the chance it's discovered in a sample of 2 equals 2/10 = .2, and the probability it isn't discovered is 8/10 = .8.

P(0 def in sample | 1 def in batch) = .8, P(1 def in sample | 1 def in batch) = .2.

- If there are 2 defectives in the batch, the chance both are discovered in a sample of 2 equals $\frac{2}{10} \times \frac{1}{9} = .022$; the chance neither is discovered equals $\frac{8}{10} \times \frac{7}{9} = .622$; and the chance exactly 1 is discovered equals 1 – (.022 + .622) = .356.

P(0 def in sample | 2 def in batch) = .622, P(1 def in sample | 2 def in batch) = .356,
P(2 def in sample | 2 def in batch) = .022.

These calculations are summarized in the tree diagram below. Probabilities at the endpoints are intersectional probabilities, e.g. P(2 def in batch $\cap$ 2 def in sample) = (.2)(.022) = .0044.

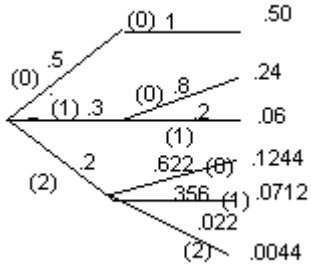

Probability and Statistics for Engineering and the Sciences 9th edition Devore Solutions Manual

a. Using the tree diagram and Bayes' rule,

$$P(0 \text{ def in batch} \mid 0 \text{ def in sample}) = \frac{.5}{.5+.24+.1244} = .578$$

$$P(1 \text{ def in batch} \mid 0 \text{ def in sample}) = \frac{.24}{.5+.24+.1244} = .278$$

$$P(2 \text{ def in batch} \mid 0 \text{ def in sample}) = \frac{.1244}{.5+.24+.1244} = .144$$

b. $P(0 \text{ def in batch} \mid 1 \text{ def in sample}) = 0$

$$P(1 \text{ def in batch} \mid 1 \text{ def in sample}) = \frac{.06}{.06+.0712} = .457$$

$$P(2 \text{ def in batch} \mid 1 \text{ def in sample}) = \frac{.0712}{.06+.0712} = .543$$

62. Let B = blue cab was involved, $G = B'$ = green cab was involved, and W = witness claims to have seen a <u>blue</u> cab. Before any witness statements, $P(B) = .15$ and $P(G)$. The witness' reliability can be coded as follows: $P(W \mid B) = .8$ (correctly identify blue), $P(W' \mid G) = .8$ (correctly identify green), and by taking complements $P(W' \mid B) = P(W \mid G) = .2$ (the two ways to mis-identify a color at night).

The goal is to determine $P(B \mid W)$, the chance a blue cab was involved given that's what the witness claims to have seen. Apply Bayes' Theorem:

$$P(B \mid W) = \frac{P(B)P(W \mid B)}{P(B)P(W \mid B) + P(B')P(W \mid B')} = \frac{(.15)(.8)}{(.15)(.8)+(.85)(.2)} = .4138.$$

The "posterior" probability that the cab was really blue is actually less than 50%. That's because there are so many more green cabs on the street, that it's more likely the witness mis-identified a green cab (.85 × .2) than that the witness correctly identified a blue cab (.15 × .8).

63.

a.

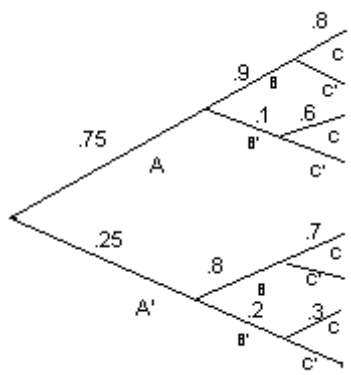

b. From the top path of the tree diagram, $P(A \cap B \cap C) = (.75)(.9)(.8) = .54$.

c. Event $B \cap C$ occurs twice on the diagram: $P(B \cap C) = P(A \cap B \cap C) + P(A' \cap B \cap C) = .54 + (.25)(.8)(.7) = .68$.

Probability and Statistics for Engineering and the Sciences 9th edition Devore Solutions Manual

d. $P(C) = P(A \cap B \cap C) + P(A' \cap B \cap C) + P(A \cap B' \cap C) + P(A' \cap B' \cap C) = .54 + .045 + .14 + .015 = .74$.

e. Rewrite the conditional probability first: $P(A \mid B \cap C) = \dfrac{P(A \cap B \cap C)}{P(B \cap C)} = \dfrac{.54}{.68} = .7941$.

64. A tree diagram can help. We know that $P(\text{short}) = .6$, $P(\text{medium}) = .3$, $P(\text{long}) = .1$; also, $P(\text{Word} \mid \text{short}) = .8$, $P(\text{Word} \mid \text{medium}) = .5$, $P(\text{Word} \mid \text{long}) = .3$.

a. Use the law of total probability: $P(\text{Word}) = (.6)(.8) + (.3)(.5) + (.1)(.3) = .66$.

b. $P(\text{small} \mid \text{Word}) = \dfrac{P(\text{small} \cap \text{Word})}{P(\text{Word})} = \dfrac{(.6)(.8)}{.66} = .727$. Similarly, $P(\text{medium} \mid \text{Word}) = \dfrac{(.3)(.5)}{.66} = .227$, and $P(\text{long} \mid \text{Word}) = .045$. (These sum to .999 due to rounding error.)

65. A tree diagram can help. We know that $P(\text{day}) = .2$, $P(\text{1-night}) = .5$, $P(\text{2-night}) = .3$; also, $P(\text{purchase} \mid \text{day}) = .1$, $P(\text{purchase} \mid \text{1-night}) = .3$, and $P(\text{purchase} \mid \text{2-night}) = .2$.

Apply Bayes' rule: e.g., $P(\text{day} \mid \text{purchase}) = \dfrac{P(\text{day} \cap \text{purchase})}{P(\text{purchase})} = \dfrac{(.2)(.1)}{(.2)(.1)+(.5)(.3)+(.3)(.2)} = \dfrac{.02}{.23} = .087$.

Similarly, $P(\text{1-night} \mid \text{purchase}) = \dfrac{(.5)(.3)}{.23} = .652$ and $P(\text{2-night} \mid \text{purchase}) = .261$.

66. Let E, C, and L be the events associated with e-mail, cell phones, and laptops, respectively. We are told $P(E) = 40\%$, $P(C) = 30\%$, $P(L) = 25\%$, $P(E \cap C) = 23\%$, $P(E' \cap C' \cap L') = 51\%$, $P(E \mid L) = 88\%$, and $P(L \mid C) = 70\%$.

a. $P(C \mid E) = P(E \cap C)/P(E) = .23/.40 = .575$.

b. Use Bayes' rule: $P(C \mid L) = P(C \cap L)/P(L) = P(C)P(L \mid C)/P(L) = .30(.70)/.25 = .84$.

c. $P(C|E \cap L) = P(C \cap E \cap L)/P(E \cap L)$.
For the denominator, $P(E \cap L) = P(L)P(E \mid L) = (.25)(.88) = .22$.
For the numerator, use $P(E \cup C \cup L) = 1 - P(E' \cap C' \cap L') = 1 - .51 = .49$ and write
$P(E \cup C \cup L) = P(C) + P(E) + P(L) - P(E \cap C) - P(C \cap L) - P(E \cap L) + P(C \cap E \cap L)$
$\Rightarrow .49 = .30 + .40 + .25 - .23 - .30(.70) - .22 + P(C \cap E \cap L) \Rightarrow P(C \cap E \cap L) = .20$.
So, finally, $P(C|E \cap L) = .20/.22 = .9091$.

67. Let T denote the event that a randomly selected person is, in fact, a terrorist. Apply Bayes' theorem, using $P(T) = 1{,}000/300{,}000{,}000 = .0000033$:

$P(T \mid +) = \dfrac{P(T)P(+ \mid T)}{P(T)P(+ \mid T) + P(T')P(+ \mid T')} = \dfrac{(.0000033)(.99)}{(.0000033)(.99) + (1 - .0000033)(1 - .999)} = .003289$. That is to say, roughly 0.3% of all people "flagged" as terrorists would be actual terrorists in this scenario.

Probability and Statistics for Engineering and the Sciences 9th edition Devore Solutions Manual

68. Let's see how we can implement the hint. If she's flying airline #1, the chance of 2 late flights is (30%)(10%) = 3%; the two flights being "unaffected" by each other means we can multiply their probabilities. Similarly, the chance of 0 late flights on airline #1 is (70%)(90%) = 63%. Since percents add to 100%, the chance of exactly 1 late flight on airline #1 is 100% – (3% + 63%) = 34%. A similar approach works for the other two airlines: the probability of exactly 1 late flight on airline #2 is 35%, and the chance of exactly 1 late flight on airline #3 is 45%.

The initial ("prior") probabilities for the three airlines are $P(A_1) = 50\%$, $P(A_2) = 30\%$, and $P(A_3) = 20\%$. Given that she had exactly 1 late flight (call that event B), the conditional ("posterior") probabilities of the three airlines can be calculated using Bayes' Rule:

$$P(A_1 \mid B) = \frac{P(A_1)P(B \mid A_1)}{P(A_1)P(B \mid A_1) + P(A_2)P(B \mid A_2) + P(A_3)P(B \mid A_3)} = \frac{(.5)(.34)}{(.5)(.34) + (.3)(.35) + (.2)(.45)} = \frac{.170}{.365} =$$

.4657;

$$P(A_2 \mid B) = \frac{P(A_2)P(B \mid A_2)}{P(A_1)P(B \mid A_1) + P(A_2)P(B \mid A_2) + P(A_3)P(B \mid A_3)} = \frac{(.3)(.35)}{.365} = .2877; \text{ and}$$

$$P(A_3 \mid B) = \frac{P(A_3)P(B \mid A_3)}{P(A_1)P(B \mid A_1) + P(A_2)P(B \mid A_2) + P(A_3)P(B \mid A_3)} = \frac{(.2)(.45)}{.365} = .2466.$$

Notice that, except for rounding error, these three posterior probabilities add to 1.

The tree diagram below shows these probabilities.

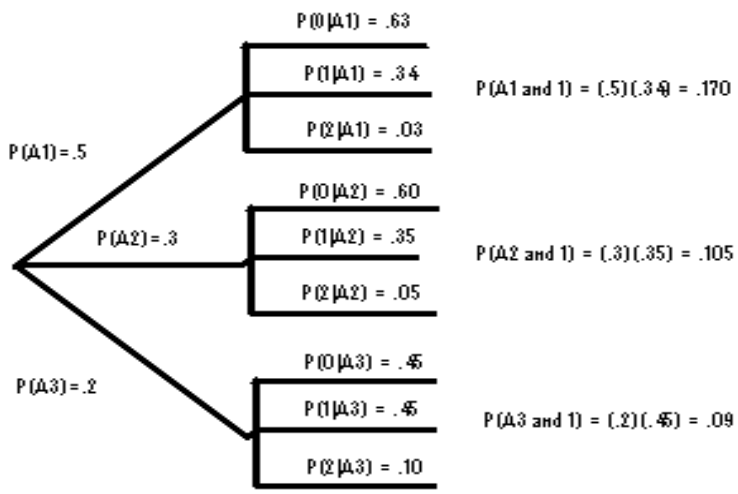

Probability and Statistics for Engineering and the Sciences 9th edition Devore Solutions Manual

69. The tree diagram below summarizes the information in the exercise (plus the previous information in Exercise 59). Probabilities for the branches corresponding to paying with credit are indicated at the far right. ("extra" = "plus")

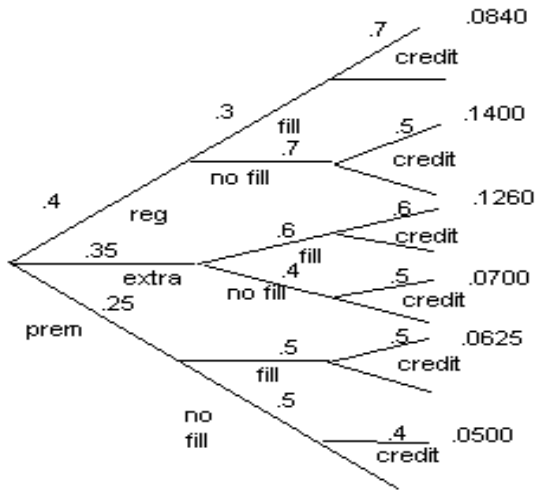

a. $P(\text{plus} \cap \text{fill} \cap \text{credit}) = (.35)(.6)(.6) = .1260$.

b. $P(\text{premium} \cap \text{no fill} \cap \text{credit}) = (.25)(.5)(.4) = .05$.

c. From the tree diagram, $P(\text{premium} \cap \text{credit}) = .0625 + .0500 = .1125$.

d. From the tree diagram, $P(\text{fill} \cap \text{credit}) = .0840 + .1260 + .0625 = .2725$.

e. $P(\text{credit}) = .0840 + .1400 + .1260 + .0700 + .0625 + .0500 = .5325$.

f. $P(\text{premium} \mid \text{credit}) = \dfrac{P(\text{premium} \cap \text{credit})}{P(\text{credit})} = \dfrac{.1125}{.5325} = .2113$.

Probability and Statistics for Engineering and the Sciences 9th edition Devore Solutions Manual

Section 2.5

70. Using the definition, two events A and B are independent if $P(A \mid B) = P(A)$;
$P(A \mid B) = .6125$; $P(A) = .50$; $.6125 \neq .50$, so A and B are not independent.
Using the multiplication rule, the events are independent if $P(A \cap B)=P(A)P(B)$;
$P(A \cap B) = .25$; $P(A)P(B) = (.5)(.4) = .2$. $.25 \neq .2$, so A and B are not independent.

71.

a. Since the events are independent, then A' and B' are independent, too. (See the paragraph below Equation 2.7.) Thus, $P(B'|A') = P(B') = 1 - .7 = .3$.

b. Using the addition rule, $P(A \cup B) = P(A) + P(B) - P(A \cap B) =.4 + .7 - (.4)(.7) = .82$. Since A and B are independent, we are permitted to write $P(A \cap B) = P(A)P(B) = (.4)(.7)$.

c. $P(AB' \mid A \cup B) = \dfrac{P(AB' \cap (A \cup B))}{P(A \cup B)} = \dfrac{P(AB')}{P(A \cup B)} = \dfrac{P(A)P(B')}{P(A \cup B)} = \dfrac{(.4)(1-.7)}{.82} = \dfrac{.12}{.82} = .146$.

72. $P(A_1 \cap A_2) = .11$ while $P(A_1)P(A_2) = .055$, so A_1 and A_2 are not independent.
$P(A_1 \cap A_3) = .05$ while $P(A_1)P(A_3) = .0616$, so A_1 and A_3 are not independent.
$P(A_2 \cap A_3) = .07$ and $P(A_2)P(A_3) = .07$, so A_2 and A_3 <u>are</u> independent.

73. From a Venn diagram, $P(B) = P(A' \cap B) + P(A \cap B) = P(B) \Rightarrow P(A' \cap B) = P(B) - P(A \cap B)$. If A and B are independent, then $P(A' \cap B) = P(B) - P(A)P(B) = [1 - P(A)]P(B) = P(A')P(B)$. Thus, A' and B are independent.
Alternatively, $P(A' \mid B) = \dfrac{P(A' \cap B)}{P(B)} = \dfrac{P(B) - P(A \cap B)}{P(B)} = \dfrac{P(B) - P(A)P(B)}{P(B)} = 1 - P(A) = P(A')$.

74. Using subscripts to differentiate between the selected individuals,
$P(\mathrm{O}_1 \cap \mathrm{O}_2) = P(\mathrm{O}_1)P(\mathrm{O}_2) = (.45)(.45) = .2025$.
P(two individuals match) $= P(\mathrm{A}_1 \cap \mathrm{A}_2) + P(\mathrm{B}_1 \cap \mathrm{B}_2) + P(\mathrm{AB}_1 \cap \mathrm{AB}_2) + P(\mathrm{O}_1 \cap \mathrm{O}_2) =$
$.40^2 + .11^2 + .04^2 + .45^2 = .3762$.

75. Let event E be the event that an error was signaled incorrectly.
We want P(at least one signaled incorrectly) $= P(E_1 \cup \ldots \cup E_{10})$. To use independence, we need intersections, so apply deMorgan's law: $= P(E_1 \cup \ldots \cup E_{10}) = 1 - P(E_1' \cap \cdots \cap E_{10}')$. $P(E') = 1 - .05 = .95$, so for 10 independent points, $P(E_1' \cap \cdots \cap E_{10}') = (.95)\ldots(.95) = (.95)^{10}$. Finally, $P(E_1 \cup E_2 \cup \ldots \cup E_{10}) = 1 - (.95)^{10} = .401$. Similarly, for 25 points, the desired probability is $1 - (P(E'))^{25} = 1 - (.95)^{25} = .723$.

Probability and Statistics for Engineering and the Sciences 9th edition Devore Solutions Manual

76. Follow the same logic as in Exercise 75: If the probability of an event is p, and there are n independent "trials," the chance this event never occurs is $(1 - p)^n$, while the chance of at least one occurrence is $1 - (1 - p)^n$. With $p = 1/9{,}000{,}000{,}000$ and $n = 1{,}000{,}000{,}000$, this calculates to $1 - .9048 = .0952$.

Note: For extremely small values of p, $(1 - p)^n \approx 1 - np$. So, the probability of at least one occurrence under these assumptions is roughly $1 - (1 - np) = np$. Here, that would equal 1/9.

77. Let p denote the probability that a rivet is defective.

a. $.15 = P(\text{seam needs reworking}) = 1 - P(\text{seam doesn't need reworking}) =$
$1 - P(\text{no rivets are defective}) = 1 - P(1^{\text{st}} \text{ isn't def} \cap \ldots \cap 25^{\text{th}} \text{ isn't def}) =$
$1 - (1 - p)\ldots(1 - p) = 1 - (1 - p)^{25}$.
Solve for p: $(1 - p)^{25} = .85 \Rightarrow 1 - p = (.85)^{1/25} \Rightarrow p = 1 - .99352 = .00648$.

b. The desired condition is $.10 = 1 - (1 - p)^{25}$. Again, solve for p: $(1 - p)^{25} = .90 \Rightarrow$
$p = 1 - (.90)^{1/25} = 1 - .99579 = .00421$.

78. $P(\text{at least one opens}) = 1 - P(\text{none open}) = 1 - (.04)^5 = .999999897$.
$P(\text{at least one fails to open}) = 1 - P(\text{all open}) = 1 - (.96)^5 = .1846$.

79. Let A_1 = older pump fails, A_2 = newer pump fails, and $x = P(A_1 \cap A_2)$. The goal is to find x. From the Venn diagram below, $P(A_1) = .10 + x$ and $P(A_2) = .05 + x$. Independence implies that $x = P(A_1 \cap A_2) = P(A_1)P(A_2) = (.10 + x)(.05 + x)$. The resulting quadratic equation, $x^2 - .85x + .005 = 0$, has roots $x = .0059$ and $x = .8441$. The latter is impossible, since the probabilities in the Venn diagram would then exceed 1. Therefore, $x = .0059$.

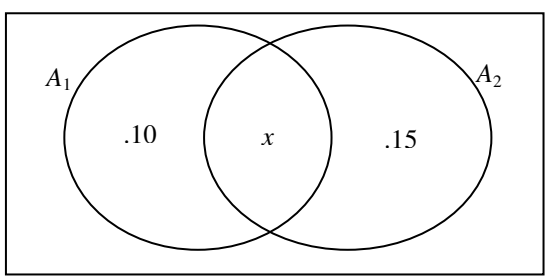

Probability and Statistics for Engineering and the Sciences 9th edition Devore Solutions Manual

80. Let A_i denote the event that component #i works (i = 1, 2, 3, 4). Based on the design of the system, the event "the system works" is $(A_1 \cup A_2) \cup (A_3 \cap A_4)$. We'll eventually need $P(A_1 \cup A_2)$, so work that out first: $P(A_1 \cup A_2) = P(A_1) + P(A_2) - P(A_1 \cap A_2) = (.9) + (.9) - (.9)(.9) = .99$. The third term uses independence of events. Also, $P(A_3 \cap A_4) = (.8)(.8) = .64$, again using independence.

Now use the addition rule and independence for the system:

$$\begin{aligned} P((A_1 \cup A_2) \cup (A_3 \cap A_4)) &= P(A_1 \cup A_2) + P(A_3 \cap A_4) - P((A_1 \cup A_2) \cap (A_3 \cap A_4)) \\ &= P(A_1 \cup A_2) + P(A_3 \cap A_4) - P(A_1 \cup A_2) \times P(A_3 \cap A_4) \\ &= (.99) + (.64) - (.99)(.64) = .9964 \end{aligned}$$

(You could also use deMorgan's law in a couple of places.)

81. Using the hints, let $P(A_i) = p$, and $x = p^2$. Following the solution provided in the example, P(system lifetime exceeds t_0) $= p^2 + p^2 - p^4 = 2p^2 - p^4 = 2x - x^2$. Now, set this equal to .99: $2x - x^2 = .99 \Rightarrow x^2 - 2x + .99 = 0 \Rightarrow x = 0.9$ or $1.1 \Rightarrow p = 1.049$ or $.9487$. Since the value we want is a probability and cannot exceed 1, the correct answer is $p = .9487$.

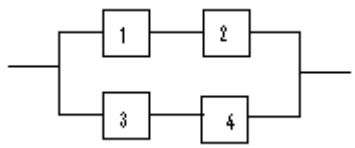

82. $A = \{(3,1)(3,2)(3,3)(3,4)(3,5)(3,6)\} \Rightarrow P(A) = \frac{6}{36} = \frac{1}{6}$; $B = \{(1,4)(2,4)(3,4)(4,4)(5,4)(6,4)\} \Rightarrow P(B) = \frac{1}{6}$; and $C = \{(1,6)(2,5)(3,4)(4,3)(5,2)(6,1)\} \Rightarrow P(C) = \frac{1}{6}$.

$A \cap B = \{(3,4)\} \Rightarrow P(A \cap B) = \frac{1}{36} = P(A)P(B)$; $A \cap C = \{(3,4)\} \Rightarrow P(A \cap C) = \frac{1}{36} = P(A)P(C)$; and $B \cap C = \{(3,4)\} \Rightarrow P(B \cap C) = \frac{1}{36} = P(B)P(C)$. Therefore, these three events are pairwise independent.

However, $A \cap B \cap C = \{(3,4)\} \Rightarrow P(A \cap B \cap C) = \frac{1}{36}$, while $P(A)P(B)P(C) = \ = \frac{1}{6} \cdot \frac{1}{6} \cdot \frac{1}{6} = \frac{1}{216}$, so $P(A \cap B \cap C) \neq P(A)P(B)P(C)$ and these three events are not mutually independent.

83. We'll need to know P(both detect the defect) = 1 – P(at least one doesn't) = 1 – .2 = .8.

a. P(1st detects $\cap$ 2nd doesn't) = P(1st detects) – P(1st does $\cap$ 2nd does) = .9 – .8 = .1. Similarly, P(1st doesn't $\cap$ 2nd does) = .1, so P(exactly one does)= .1 + .1= .2.

b. P(neither detects a defect) = 1 – [P(both do) + P(exactly 1 does)] = 1 – [.8+.2] = 0. That is, under this model there is a 0% probability neither inspector detects a defect. As a result, P(all 3 escape) = (0)(0)(0) = 0.

Probability and Statistics for Engineering and the Sciences 9th edition Devore Solutions Manual

84. We'll make repeated use of the independence of the A_is and their complements.

a. $P(A_1 \cap A_2 \cap A_3) = P(A_1)P(A_2)P(A_3) = (.95)(.98)(.80) = .7448$.

b. This is the complement of part **a**, so the answer is 1 – .7448 = .2552.

c. $P(A_1' \cap A_2' \cap A_3') = P(A_1')P(A_2')P(A_3') = (.05)(.02)(.20) = .0002$.

d. $P(A_1' \cap A_2 \cap A_3) = P(A_1')P(A_2)P(A_3) = (.05)(.98)(.80) = .0392$.

e. $P([A_1' \cap A_2 \cap A_3] \cup [A_1 \cap A_2' \cap A_3] \cup [A_1 \cap A_2 \cap A_3']) = (.05)(.98)(.80) + (.95)(.02)(.80) + (.95)(.98)(.20)$ $= .07302$.

f. This is just a little joke — we've all had the experience of electronics dying right after the warranty expires! ☺

85.

a. Let D_1 = detection on 1st fixation, D_2 = detection on 2nd fixation.
P(detection in at most 2 fixations) = $P(D_1) + P(D_1' \cap D_2)$; since the fixations are independent,
$P(D_1) + P(D_1' \cap D_2) = P(D_1) + P(D_1')\,P(D_2) = p + (1-p)p = p(2-p)$.

b. Define $D_1, D_2, \ldots, D_n$ as in **a**. Then P(at most n fixations) =
$P(D_1) + P(D_1' \cap D_2) + P(D_1' \cap D_2' \cap D_3) + \ldots + P(D_1' \cap D_2' \cap \cdots \cap D_{n-1}' \cap D_n) =$
$p + (1-p)p + (1-p)^2 p + \ldots + (1-p)^{n-1}p = p[1 + (1-p) + (1-p)^2 + \ldots + (1-p)^{n-1}] =$
$p \cdot \dfrac{1-(1-p)^n}{1-(1-p)} = 1-(1-p)^n$.
Alternatively, P(at most n fixations) = 1 – P(at least n+1 fixations are required) =
1 – P(no detection in 1st n fixations) = $1 - P(D_1' \cap D_2' \cap \cdots \cap D_n') = 1 - (1-p)^n$.

c. P(no detection in 3 fixations) = $(1-p)^3$.

d. P(passes inspection) = P({not flawed} ∪ {flawed and passes})
= P(not flawed) + P(flawed and passes)
= .9 + P(flawed) P(passes | flawed) = $.9 + (.1)(1-p)^3$.

e. Borrowing from **d**, $P(\text{flawed} \mid \text{passed}) = \dfrac{P(\text{flawed} \cap \text{passed})}{P(\text{passed})} = \dfrac{.1(1-p)^3}{.9 + .1(1-p)^3}$. For $p = .5$,

$P(\text{flawed} \mid \text{passed}) = \dfrac{.1(1-.5)^3}{.9 + .1(1-.5)^3} = .0137$.

Probability and Statistics for Engineering and the Sciences 9th edition Devore Solutions Manual

86.

a. $P(A) = \dfrac{2{,}000}{10{,}000} = .2$. Using the law of total probability, $P(B) = P(A)P(B \mid A) + P(A')P(B \mid A') =$ $(.2)\dfrac{1{,}999}{9{,}999} + (.8)\dfrac{2{,}000}{9{,}999} =$ **.2** exactly. That is, $P(B) = P(A) = .2$. Finally, use the multiplication rule: $P(A \cap B) = P(A) \times P(B \mid A) = (.2)\dfrac{1{,}999}{9{,}999} = .039984$. Events A and B are *not* independent, since $P(B) =$ .2 while $P(B \mid A) = \dfrac{1{,}999}{9{,}999} = .19992$, and these are not equal.

b. If A and B were independent, we'd have $P(A \cap B) = P(A) \times P(B) = (.2)(.2) = .04$. This is very close to the answer .039984 from part **a**. This suggests that, for most practical purposes, we could treat events A and B in this example as if they were independent.

c. Repeating the steps in part **a**, you again get $P(A) = P(B) = .2$. However, using the multiplication rule, $P(A \cap B) = P(A) \times P(B \mid A) = \dfrac{2}{10} \times \dfrac{1}{9} = .0222$. This is very different from the value of .04 that we'd get if A and B were independent!

The critical difference is that the population size in parts **a-b** is huge, and so the probability a second board is green *almost* equals .2 (i.e., 1,999/9,999 = .19992 ≈ .2). But in part **c**, the conditional probability of a green board shifts a lot: 2/10 = .2, but 1/9 = .1111.

87.

a. Use the information provided and the addition rule:
$P(A_1 \cup A_2) = P(A_1) + P(A_2) - P(A_1 \cap A_2) \Rightarrow P(A_1 \cap A_2) = P(A_1) + P(A_2) - P(A_1 \cup A_2) = .55 + .65 - .80 = .40$.

b. By definition, $P(A_2 \mid A_3) = \dfrac{P(A_2 \cap A_3)}{P(A_3)} = \dfrac{.40}{.70} = .5714$. If a person likes vehicle #3, there's a 57.14% chance s/he will also like vehicle #2.

c. No. From **b**, $P(A_2 \mid A_3) = .5714 \neq P(A_2) = .65$. Therefore, A_2 and A_3 are not independent. Alternatively, $P(A_2 \cap A_3) = .40 \neq P(A_2)P(A_3) = (.65)(.70) = .455$.

d. The goal is to find $P(A_2 \cup A_3 \mid A_1')$, i.e. $\dfrac{P([A_2 \cup A_3] \cap A_1')}{P(A_1')}$. The denominator is simply 1 – .55 = .45. There are several ways to calculate the numerator; the simplest approach using the information provided is to draw a Venn diagram and observe that $P([A_2 \cup A_3] \cap A_1') = P(A_1 \cup A_2 \cup A_3) - P(A_1) =$ .88 – .55 = .33. Hence, $P(A_2 \cup A_3 \mid A_1') = \dfrac{.33}{.45} = .7333$.

Probability and Statistics for Engineering and the Sciences 9th edition Devore Solutions Manual

88. Let D = patient has disease, so $P(D) = .05$. Let ++ denote the event that the patient gets two independent, positive tests. Given the sensitivity and specificity of the test, $P(++ \mid D) = (.98)(.98) = .9604$, while $P(++ \mid D') = (1 - .99)(1 - .99) = .0001$. (That is, there's a 1-in-10,000 chance of a healthy person being mis-diagnosed with the disease <u>twice</u>.) Apply Bayes' Theorem:

$$P(D \mid ++) = \frac{P(D)P(++ \mid D)}{P(D)P(++ \mid D) + P(D')P(++ \mid D')} = \frac{(.05)(.9604)}{(.05)(.9604) + (.95)(.0001)} = .9980$$

89. The question asks for P(<u>exactly</u> one tag lost | at <u>most</u> one tag lost) = $P((C_1 \cap C_2') \cup (C_1' \cap C_2) \mid (C_1 \cap C_2)')$. Since the first event is contained in (a subset of) the second event, this equals

$$\frac{P((C_1 \cap C_2') \cup (C_1' \cap C_2))}{P((C_1 \cap C_2)')} = \frac{P(C_1 \cap C_2') + P(C_1' \cap C_2)}{1 - P(C_1 \cap C_2)} = \frac{P(C_1)P(C_2') + P(C_1')P(C_2)}{1 - P(C_1)P(C_2)} \text{ by independence} =$$

$$\frac{\pi(1-\pi) + (1-\pi)\pi}{1-\pi^2} = \frac{2\pi(1-\pi)}{1-\pi^2} = \frac{2\pi}{1+\pi}.$$

Probability and Statistics for Engineering and the Sciences 9th edition Devore Solutions Manual

Supplementary Exercises

90.

a. $\binom{10}{3} = 120.$

b. There are 9 other senators from whom to choose the other two subcommittee members, so the answer is $1 \times \binom{9}{2} = 36.$

c. There are 120 possible subcommittees. Among those, the number which would include none of the 5 most senior senators (i.e., all 3 members are chosen from the 5 most junior senators) is $\binom{5}{3} = 10.$ Hence, the number of subcommittees with at least one senior senator is 120 – 10 = 110, and the chance of this randomly occurring is 110/120 = .9167.

d. The number of subcommittees that can form from the 8 "other" senators is $\binom{8}{3} = 56$, so the probability of this event is 56/120 = .4667.

91.

a. $P(\text{line 1}) = \dfrac{500}{1500} = .333;$

$P(\text{crack}) = \dfrac{.50(500)+.44(400)+.40(600)}{1500} = \dfrac{666}{1500} = .444.$

b. This is one of the percentages provided: $P(\text{blemish} \mid \text{line 1}) = .15.$

c. $P(\text{surface defect}) = \dfrac{.10(500)+.08(400)+.15(600)}{1500} = \dfrac{172}{1500};$

$P(\text{line 1} \cap \text{surface defect}) = \dfrac{.10(500)}{1500} = \dfrac{50}{1500};$

so, $P(\text{line 1} \mid \text{surface defect}) = \dfrac{50/1500}{172/1500} = \dfrac{50}{172} = .291.$

92.

a. He will have one type of form left if either 4 withdrawals or 4 course substitutions remain. This means the first six were either 2 withdrawals and 4 subs or 6 withdrawals and 0 subs; the desired probability is $\dfrac{\binom{6}{2}\binom{4}{4}+\binom{6}{6}\binom{4}{0}}{\binom{10}{6}} = \dfrac{16}{210} = .0762.$

Probability and Statistics for Engineering and the Sciences 9th edition Devore Solutions Manual

b. He can start with the withdrawal forms or the course substitution forms, allowing two sequences: W-C-W-C or C-W-C-W. The number of ways the first sequence could arise is (6)(4)(5)(3) = 360, and the number of ways the second sequence could arise is (4)(6)(3)(5) = 360, for a total of 720 such possibilities. The <u>total</u> number of ways he could select four forms one at a time is $P_{4,10}$ = (10)(9)(8)(7) = 5040. So, the probability of a perfectly alternating sequence is 720/5040 = .143.

93. Apply the addition rule: $P(A \cup B) = P(A) + P(B) - P(A \cap B) \Rightarrow .626 = P(A) + P(B) - .144$. Apply independence: $P(A \cap B) = P(A)P(B) = .144$.
So, $P(A) + P(B) = .770$ and $P(A)P(B) = .144$.
Let $x = P(A)$ and $y = P(B)$. Using the first equation, $y = .77 - x$, and substituting this into the second equation yields $x(.77 - x) = .144$ or $x^2 - .77x + .144 = 0$. Use the quadratic formula to solve:
$x = \dfrac{.77 \pm \sqrt{(-.77)^2 - (4)(1)(.144)}}{2(1)} = \dfrac{.77 \pm .13}{2}$ = .32 or .45. Since $x = P(A)$ is assumed to be the larger probability, $x = P(A) = .45$ and $y = P(B) = .32$.

94. The probability of a bit reversal is .2, so the probability of maintaining a bit is .8.

a. Using independence, P(all three relays correctly send 1) = (.8)(.8)(.8) = .512.

b. In the accompanying tree diagram, each .2 indicates a bit reversal (and each .8 its opposite). There are several paths that maintain the original bit: no reversals or exactly two reversals (e.g., 1 → 1 → 0 → 1, which has reversals at relays 2 and 3). The total probability of these options is .512 + (.8)(.2)(.2) + (.2)(.8)(.2) + (.2)(.2)(.8) = .512 + 3(.032) = .608.

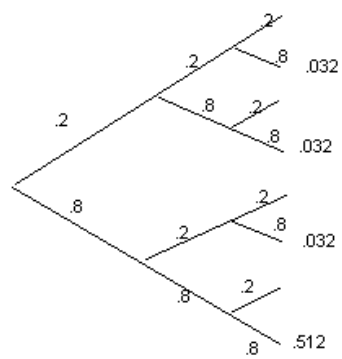

c. Using the answer from **b**, $P(1 \text{ sent} \mid 1 \text{ received}) = \dfrac{P(1 \text{ sent} \cap 1 \text{ received})}{P(1 \text{ received})} =$

$$\frac{P(1 \text{ sent})P(1 \text{ received} \mid 1 \text{ sent})}{P(1 \text{ sent})P(1 \text{ received} \mid 1 \text{ sent}) + P(0 \text{ sent})P(1 \text{ received} \mid 0 \text{ sent})} = \frac{(.7)(.608)}{(.7)(.608) + (.3)(.392)} = \frac{.4256}{.5432} =$$

.7835.
In the denominator, $P(1 \text{ received} \mid 0 \text{ sent}) = 1 - P(0 \text{ received} \mid 0 \text{ sent}) = 1 - .608$, since the answer from **b** also applies to a 0 being relayed as a 0.

Probability and Statistics for Engineering and the Sciences 9th edition Devore Solutions Manual

95.

a. There are 5! = 120 possible orderings, so P(BCDEF) = $\frac{1}{120}$ = .0833.

b. The number of orderings in which F is third equals 4×3×1*×2×1 = 24 (*because F must be here), so P(F is third) = $\frac{24}{120}$ = .2. Or more simply, since the five friends are ordered completely at random, there is a ⅕ chance F is specifically in position three.

c. Similarly, P(F last) = $\dfrac{4\times3\times2\times1\times1}{120}$ = .2.

d. P(F hasn't heard after 10 times) = P(not on #1 ∩ not on #2 ∩ … ∩ not on #10) = $\frac{4}{5}\times\cdots\times\frac{4}{5}=\left(\frac{4}{5}\right)^{10}$ = .1074.

96. Palmberg equation: $P_d(c)=\dfrac{(c/c^*)^\beta}{1+(c/c^*)^\beta}$

a. $P_d(c^*)=\dfrac{(c^*/c^*)^\beta}{1+(c^*/c^*)^\beta}=\dfrac{1^\beta}{1+1^\beta}=\dfrac{1}{1+1}=.5$.

b. The probability of detecting a crack that is twice the size of the "50-50" size c^* equals $P_d(2c^*)=\dfrac{(2c^*/c^*)^\beta}{1+(2c^*/c^*)^\beta}=\dfrac{2^\beta}{1+2^\beta}$. When β = 4, $P_d(2c^*)=\dfrac{2^4}{1+2^4}=\dfrac{16}{17}$ = .9412.

c. Using the answers from **a** and **b**, P(exactly one of two detected) = P(first is, second isn't) + P(first isn't, second is) = (.5)(1 – .9412) + (1 – .5)(.9412) = .5.

d. If $c = c^*$, then $P_d(c)$ = .5 irrespective of β. If $c < c^*$, then $c/c^* < 1$ and $P_d(c) \to \dfrac{0}{0+1}=0$ as $\beta\to\infty$. Finally, if $c > c^*$ then $c/c^* > 1$ and, from calculus, $P_d(c) \to 1$ as $\beta\to\infty$.

97. When three experiments are performed, there are 3 different ways in which detection can occur on exactly 2 of the experiments: (i) #1 and #2 and not #3; (ii) #1 and not #2 and #3; and (iii) not #1 and #2 and #3. If the impurity is present, the probability of exactly 2 detections in three (independent) experiments is (.8)(.8)(.2) + (.8)(.2)(.8) + (.2)(.8)(.8) = .384. If the impurity is absent, the analogous probability is 3(.1)(.1)(.9) = .027. Thus, applying Bayes' theorem, P(impurity is present | detected in exactly 2 out of 3) = $\dfrac{P(\text{detected in exactly 2}\cap\text{present})}{P(\text{detected in exactly 2})}=\dfrac{(.384)(.4)}{(.384)(.4)+(.027)(.6)}$ = .905.

Probability and Statistics for Engineering and the Sciences 9th edition Devore Solutions Manual

98. Our goal is to find $P(A \cup B \cup C \cup D \cup E)$. We'll need all of the following probabilities:

$P(A) = P$(Allison gets her calculator back) = 1/5. This is intuitively obvious; you can also see it by writing out the 5! = 120 orderings in which the friends could get calculators (ABCDE, ABCED, …, EDCBA) and observe that 24 of the 120 have A in the first position. So, $P(A) = 24/120 = 1/5$. By the same reasoning, $P(B) = P(C) = P(D) = P(E) = 1/5$.

$P(A \cap B) = P$(Allison and Beth get their calculators back) = 1/20. This can be computed by considering all 120 orderings and noticing that six — those of the form ABxyz — have A and B in the correct positions. Or, you can use the multiplication rule: $P(A \cap B) = P(A)P(B \mid A) = (1/5)(1/4) = 1/20$. All other pairwise intersection probabilities are also 1/20.

$P(A \cap B \cap C) = P$(Allison and Beth and Carol get their calculators back) = 1/60, since this can only occur if two ways — ABCDE and ABCED — and 2/120 = 1/60. So, all three-wise intersections have probability 1/60.

$P(A \cap B \cap C \cap D) = 1/120$, since this can only occur if all 5 girls get their own calculators back. In fact, all four-wise intersections have probability 1/120, as does $P(A \cap B \cap C \cap D \cap E)$ — they're the same event.

Finally, put all the parts together, using a general inclusion-exclusion rule for unions:

$$\begin{aligned}
P(A \cup B \cup C \cup D \cup E) &= P(A) + P(B) + P(C) + P(D) + P(E) \\
&\quad - P(A \cap B) - P(A \cap C) - \cdots - P(D \cap E) \\
&\quad + P(A \cap B \cap C) + \cdots + P(C \cap D \cap E) \\
&\quad - P(A \cap B \cap C \cap D) - \cdots - P(B \cap C \cap D \cap E) \\
&\quad + P(A \cap B \cap C \cap D \cap E) \\
&= 5 \cdot \frac{1}{5} - 10 \cdot \frac{1}{20} + 10 \cdot \frac{1}{60} - 5 \cdot \frac{1}{120} + \frac{1}{120} = 1 - \frac{1}{2} + \frac{1}{6} - \frac{1}{24} + \frac{1}{120} = \frac{76}{120} = .633
\end{aligned}$$

The final answer has the form $1 - \frac{1}{2} + \frac{1}{6} - \frac{1}{24} = \frac{1}{1!} - \frac{1}{2!} + \frac{1}{3!} - \frac{1}{4!} + \frac{1}{5!}$. Generalizing to n friends, the probability at least one will get her own calculator back is $\frac{1}{1!} - \frac{1}{2!} + \frac{1}{3!} - \frac{1}{4!} + \cdots + (-1)^{n-1}\frac{1}{n!}$.

When n is large, we can relate this to the power series for e^x evaluated at $x = -1$:

$$e^x = \sum_{k=0}^{\infty} \frac{x^k}{k!} = 1 + \frac{x}{1!} + \frac{x^2}{2!} + \frac{x^3}{3!} + \cdots \Rightarrow$$

$$e^{-1} = 1 - \frac{1}{1!} + \frac{1}{2!} - \frac{1}{3!} + \cdots = 1 - \left[\frac{1}{1!} - \frac{1}{2!} + \frac{1}{3!} - \cdots\right] \Rightarrow$$

$$1 - e^{-1} = \frac{1}{1!} - \frac{1}{2!} + \frac{1}{3!} - \cdots$$

So, for large n, P(at least one friend gets her own calculator back) $\approx 1 - e^{-1} = .632$. Contrary to intuition, the chance of this event does not converge to 1 (because "someone is bound to get hers back") or to 0 (because "there are just too many possible arrangements"). Rather, in a large group, there's about a 63.2% chance someone will get her own item back (a match), and about a 36.8% chance that nobody will get her own item back (no match).

Probability and Statistics for Engineering and the Sciences 9th edition Devore Solutions Manual

99. Refer to the tree diagram below.

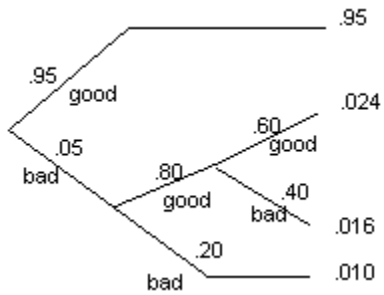

a. P(pass inspection) = P(pass initially $\cup$ passes after recrimping) =
P(pass initially) + P(fails initially $\cap$ goes to recrimping $\cap$ is corrected after recrimping) =
.95 + (.05)(.80)(.60) (following path "bad-good-good" on tree diagram) = .974.

b. $P(\text{needed no recrimping} \mid \text{passed inspection}) = \dfrac{P(\text{passed initially})}{P(\text{passed inspection})} = \dfrac{.95}{.974} = .9754$.

100.

a. First, the probabilities of the A_i are $P(A_1) = P(JJ) = (.6)^2 = .36$; $P(A_2) = P(MM) = (.4)^2 = .16$; and $P(A_3) = P(JM \text{ or } MJ) = (.6)(.4) + (.4)(.6) = .48$.
Second, $P(\text{Jay wins} \mid A_1) = 1$, since Jay is two points ahead and, thus has won; $P(\text{Jay wins} \mid A_2) = 0$, since Maurice is two points ahead and, thus, Jay has lost; and $P(\text{Jay wins} \mid A_3) = p$, since at that moment the score has returned to deuce and the game has effectively started over. Apply the law of total probability:

$$P(\text{Jay wins}) = P(A_1)P(\text{Jay wins} \mid A_1) + P(A_2)P(\text{Jay wins} \mid A_2) + P(A_3)P(\text{Jay wins} \mid A_3)$$
$$p = (.36)(1) + (.16)(0) + (.48)(p)$$

Therefore, $p = .36 + .48p$; solving for p gives $p = \dfrac{.36}{1-.48} = .6923$.

b. Apply Bayes' rule: $P(JJ \mid \text{Jay wins}) = \dfrac{P(JJ)P(\text{Jay wins} \mid JJ)}{P(\text{Jay wins})} = \dfrac{(.36)(1)}{.6923} = .52$.

101. Let A = 1st functions, B = 2nd functions, so $P(B) = .9$, $P(A \cup B) = .96$, $P(A \cap B) = .75$. Use the addition rule: $P(A \cup B) = P(A) + P(B) - P(A \cap B) \Rightarrow .96 = P(A) + .9 - .75 \Rightarrow P(A) = .81$.

Therefore, $P(B \mid A) = \dfrac{P(B \cap A)}{P(A)} = \dfrac{.75}{.81} = .926$.

Probability and Statistics for Engineering and the Sciences 9th edition Devore Solutions Manual

102.

a. $P(F) = 919/2026 = .4536$. $P(C) = 308/2026 = .1520$.

b. $P(F \cap C) = 110/2026 = .0543$. Since $P(F) \times P(C) = .4536 \times .1520 = .0690 \neq .0543$, we find that events F and C are <u>not</u> independent.

c. $P(F \mid C) = P(F \cap C)/P(C) = 110/308 = .3571$.

d. $P(C \mid F) = P(C \cap F)/P(F) = 110/919 = .1197$.

e. Divide each of the two rows, Male and Female, by its row total.

	Blue	**Brown**	**Green**	**Hazel**
Male	.3342	.3180	.1789	.1689
Female	.3906	.3156	.1197	.1741

According to the data, brown and hazel eyes have similar likelihoods for males and females. However, females are much more likely to have blue eyes than males (39% versus 33%) and, conversely, males have a much greater propensity for green eyes than do females (18% versus 12%).

103. A tree diagram can help here.

a. $P(E_1 \cap L) = P(E_1)P(L \mid E_1) = (.40)(.02) = .008$.

b. The law of total probability gives $P(L) = \sum P(E_i)P(L \mid E_i) = (.40)(.02) + (.50)(.01) + (.10)(.05) = .018$.

c. $P(E_1' \mid L') = 1 - P(E_1 \mid L') = 1 - \dfrac{P(E_1 \cap L')}{P(L')} = 1 - \dfrac{P(E_1)P(L' \mid E_1)}{1 - P(L)} = 1 - \dfrac{(.40)(.98)}{1 - .018} = .601$.

104. Let B denote the event that a component needs rework. By the law of total probability, $P(B) = \sum P(A_i)P(B \mid A_i) = (.50)(.05) + (.30)(.08) + (.20)(.10) = .069$.

Thus, $P(A_1 \mid B) = \dfrac{(.50)(.05)}{.069} = .362$, $P(A_2 \mid B) = \dfrac{(.30)(.08)}{.069} = .348$, and $P(A_3 \mid B) = .290$.

105. This is the famous "Birthday Problem" in probability.

a. There are 365^{10} possible lists of birthdays, e.g. (Dec 10, Sep 27, Apr 1, …). Among those, the number with zero matching birthdays is $P_{10,365}$ (sampling ten birthdays without replacement from 365 days. So, $P(\text{all different}) = \dfrac{P_{10,365}}{365^{10}} = \dfrac{(365)(364)\cdots(356)}{(365)^{10}} = .883$. $P(\text{at least two the same}) = 1 - .883 = .117$.

Probability and Statistics for Engineering and the Sciences 9th edition Devore Solutions Manual

b. The general formula is P(at least two the same) = $1 - \frac{P_{k,365}}{365^k}$. By trial and error, this probability equals .476 for $k = 22$ and equals .507 for $k = 23$. Therefore, the smallest k for which k people have at least a 50-50 chance of a birthday match is 23.

c. There are 1000 possible 3-digit sequences to end a SS number (000 through 999). Using the idea from **a**, P(at least two have the same SS ending) = $1 - \frac{P_{10,1000}}{1000^{10}} = 1 - .956 = .044$.

Assuming birthdays and SS endings are independent, P(at least one "coincidence") = P(birthday coincidence $\cup$ SS coincidence) = .117 + .044 – (.117)(.044) = .156.

Probability and Statistics for Engineering and the Sciences 9th edition Devore Solutions Manual

106. See the accompanying tree diagram.

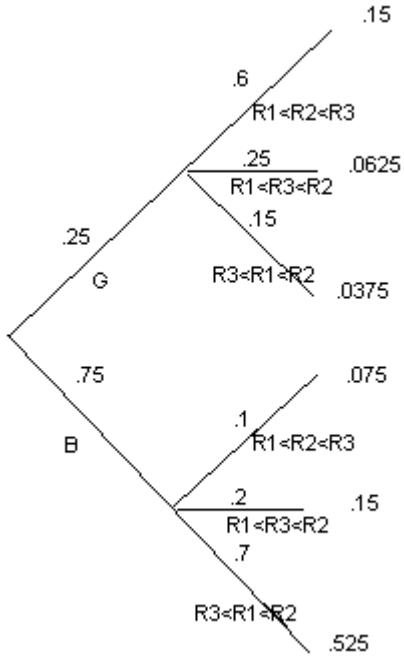

a. $P(G \mid R_1 < R_2 < R_3) = \dfrac{.15}{.15+.075} = .67$ while $P(B \mid R_1 < R_2 < R_3) = .33$, so classify the specimen as granite. Equivalently, $P(G \mid R_1 < R_2 < R_3) = .67 > ½$ so granite is more likely.

b. $P(G \mid R_1 < R_3 < R_2) = \dfrac{.0625}{.2125} = .2941 < ½$, so classify the specimen as basalt.

$P(G \mid R_3 < R_1 < R_2) = \dfrac{.0375}{.5625} = .0667 < ½$, so classify the specimen as basalt.

c. P(erroneous classification) = $P(B$ classified as G) + P(G classified as B) =
$P(B)P$(classified as G $\mid B$) + $P(G)P$(classified as $B \mid G$) =
$(.75)P(R_1 < R_2 < R_3 \mid B) + (.25)P(R_1 < R_3 < R_2$ or $R_3 < R_1 < R_2 \mid G)$ =
$(.75)(.10) + (.25)(.25 + .15) = .175$.

d. For what values of p will $P(G \mid R_1 < R_2 < R_3)$, $P(G \mid R_1 < R_3 < R_2)$, and $P(G \mid R_3 < R_1 < R_2)$ all exceed ½? Replacing .25 and .75 with p and $1 - p$ in the tree diagram,

$P(G \mid R_1 < R_2 < R_3) = \dfrac{.6p}{.6p+.1(1-p)} = \dfrac{.6p}{.1+.5p} > .5$ iff $p > \dfrac{1}{7}$;

$P(G \mid R_1 < R_3 < R_2) = \dfrac{.25p}{.25p+.2(1-p)} > .5$ iff $p > \dfrac{4}{9}$;

$P(G \mid R_3 < R_1 < R_2) = \dfrac{.15p}{.15p+.7(1-p)} > .5$ iff $p > \dfrac{14}{17}$ (most restrictive). Therefore, one would always classify a rock as granite iff $p > \dfrac{14}{17}$.

Probability and Statistics for Engineering and the Sciences 9th edition Devore Solutions Manual

107. P(detection by the end of the nth glimpse) = 1 – P(not detected in first n glimpses) =

$1 - P(G_1' \cap G_2' \cap \cdots \cap G_n') = 1 - P(G_1')P(G_2')\cdots P(G_n') = 1 - (1-p_1)(1-p_2)\ldots(1-p_n) = 1 - \prod_{i=1}^{n}(1-p_i)$.

108.

a. P(walks on 4th pitch) = P(first 4 pitches are balls) = $(.5)^4 = .0625$.

b. P(walks on 6th pitch) = P(2 of the first 5 are strikes $\cap$ #6 is a ball) =

P(2 of the first 5 are strikes)P(#6 is a ball) = $\binom{5}{2}(.5)^2(.5)^3(.5) = .15625$.

c. Following the pattern from **b**, P(walks on 5th pitch) = $\binom{4}{1}(.5)^1(.5)^3(.5) = .125$. Therefore, P(batter walks) = P(walks on 4th) + P(walks on 5th) + P(walks on 6th) =
.0625 + .125 + .15625 = .34375.

d. P(first batter scores while no one is out) = P(first four batters all walk) = $(.34375)^4 = .014$.

109.

a. P(all in correct room) = $\frac{1}{4!} = \frac{1}{24} = .0417$.

b. The 9 outcomes which yield completely incorrect assignments are: 2143, 2341, 2413, 3142, 3412, 3421, 4123, 4321, and 4312, so P(all incorrect) = $\frac{9}{24} = .375$.

110.

a. P(all full) = $P(A \cap B \cap C) = (.9)(.7)(.8) = .504$.
P(at least one isn't full) = 1 – P(all full) = 1 – .504 = .496.

b. P(only NY is full) = $P(A \cap B' \cap C') = P(A)P(B')P(C') = (.9)(1-.7)(1-.8) = .054$.
Similarly, P(only Atlanta is full) = .014 and P(only LA is full) = .024.
So, P(exactly one full) = .054 + .014 + .024 = .092.

Probability and Statistics for Engineering and the Sciences 9th edition Devore Solutions Manual

111. Note: $s = 0$ means that the very first candidate interviewed is hired. Each entry below is the candidate hired for the given policy and outcome.

Outcome	$s = 0$	$s = 1$	$s = 2$	$s = 3$	**Outcome**	$s = 0$	$s = 1$	$s = 2$	$s = 3$
1234	1	4	4	4	3124	3	1	4	4
1243	1	3	3	3	3142	3	1	4	2
1324	1	4	4	4	3214	3	2	1	4
1342	1	2	2	2	3241	3	2	1	1
1423	1	3	3	3	3412	3	1	1	2
1432	1	2	2	2	3421	3	2	2	1
2134	2	1	4	4	4123	4	1	3	3
2143	2	1	3	3	4132	4	1	2	2
2314	2	1	1	4	4213	4	2	1	3
2341	2	1	1	1	4231	4	2	1	1
2413	2	1	1	3	4312	4	3	1	2
2431	2	1	1	1	4321	4	3	2	1

From the table, we derive the following probability distribution based on s:

s	0	1	2	3
P(hire #1)	$\frac{6}{24}$	$\frac{11}{24}$	$\frac{10}{24}$	$\frac{6}{24}$

Therefore $s = 1$ is the best policy.

112. P(at least one occurs) = 1 – P(none occur) = $1 - (1 - p_1)(1 - p_2)(1 - p_3)(1 - p_4)$.
P(at least two occur) = 1 – P(none or exactly one occur) =
$1 - [(1 - p_1)(1 - p_2)(1 - p_3)(1 - p_4) + p_1(1 - p_2)(1 - p_3)(1 - p_4) + (1 - p_1)\, p_2(1 - p_3)(1 - p_4) +$
$(1 - p_1)(1 - p_2)p_3(1 - p_4) + (1 - p_1)(1 - p_2)(1 - p_3)p_4]$.

113. $P(A_1) = P$(draw slip 1 or 4) = ½; $P(A_2) = P$(draw slip 2 or 4) = ½;
$P(A_3) = P$(draw slip 3 or 4) = ½; $P(A_1 \cap A_2) = P$(draw slip 4) = ¼;
$P(A_2 \cap A_3) = P$(draw slip 4) = ¼; $P(A_1 \cap A_3) = P$(draw slip 4) = ¼.
Hence $P(A_1 \cap A_2) = P(A_1)P(A_2) = ¼$; $P(A_2 \cap A_3) = P(A_2)P(A_3) = ¼$; and
$P(A_1 \cap A_3) = P(A_1)P(A_3) = ¼$. Thus, there exists pairwise independence. However,
$P(A_1 \cap A_2 \cap A_3) = P$(draw slip 4) = $¼ \neq ⅛ = P(A_1)P(A_2)P(A_3)$, so the events are not mutually independent.

114. $P(A_1 | A_2 \cap A_3) = \dfrac{P(A_1 \cap A_2 \cap A_3)}{P(A_2 \cap A_3)} = \dfrac{P(A_1)P(A_2)P(A_3)}{P(A_2)P(A_3)} = P(A_1)$.

Probability and Statistics for Engineering and the Sciences 9th edition Devore Solutions Manual

2 Probability

Copyright © Cengage Learning. All rights reserved.

2.5 Independence

Copyright © Cengage Learning. All rights reserved.

Independence

The definition of conditional probability enables us to revise the probability $P(A)$ originally assigned to A when we are subsequently informed that another event B has occurred; the new probability of A is $P(A \mid B)$.

In our examples, it was frequently the case that $P(A \mid B)$ differed from the unconditional probability $P(A)$, indicating that the information "B has occurred" resulted in a change in the chance of A occurring.

Often the chance that A will occur or has occurred is not affected by knowledge that B has occurred, so that $P(A \mid B) = P(A)$.

Probability and Statistics for Engineering and the Sciences 9th edition Devore Solutions Manual

Independence

It is then natural to regard A and B as independent events, meaning that the occurrence or nonoccurrence of one event has no bearing on the chance that the other will occur.

Definition

Two events A and B are **independent** if $P(A|B) = P(A)$ and are **dependent** otherwise.

The definition of independence might seem "unsymmetric" because we do not also demand that $P(B|A) = P(B)$.

Independence

However, using the definition of conditional probability and the multiplication rule,

$$P(B|A) = \frac{P(A \cap B)}{P(A)} = \frac{P(A|B)P(B)}{P(A)} \qquad \textbf{(2.7)}$$

The right-hand side of Equation (2.7) is $P(B)$ if and only if $P(A|B) = P(A)$ (independence), so the equality in the definition implies the other equality (and vice versa).

It is also straightforward to show that if A and B are independent, then so are the following pairs of events: (1) A' and B, (2) A and B', and (3) A' and B'.

Probability and Statistics for Engineering and the Sciences 9th edition Devore Solutions Manual

Example 2.32

Consider a gas station with six pumps numbered 1, 2, . . . , 6, and let E_i denote the simple event that a randomly selected customer uses pump i (i = 1, . . . ,6).

Suppose that

$$P(E_1) = P(E_6) = .10,$$
$$P(E_2) = P(E_5) = .15,$$
$$P(E_3) = P(E_4) = .25$$

Define events A, B, C by

$$A = \{2, 4, 6\},\ B = \{1, 2, 3\},\ C = \{2, 3, 4, 5\}.$$

Probability and Statistics for Engineering and the Sciences 9th edition Devore Solutions Manual

Example 2.32

cont'd

We then have $P(A) = .50$, $P(A \mid B) = .30$, and $P(A \mid C) = .50$. That is, events A and B are dependent, whereas events A and C are independent.

Intuitively, A and C are independent because the relative division of probability among even- and odd-numbered pumps is the same among pumps 2, 3, 4, 5 as it is among all six pumps.

The Multiplication Rule for $P(A \cap B)$

The Multiplication Rule for $P(A \cap B)$

Frequently the nature of an experiment suggests that two events A and B should be assumed independent.

This is the case, for example, if a manufacturer receives a circuit board from each of two different suppliers, each board is tested on arrival, and

A = {first is defective} and

B = {second is defective}.

The Multiplication Rule for $P(A \cap B)$

If $P(A) = .1$, it should also be the case that $P(A \mid B) = .1$; knowing the condition of the second board shouldn't provide information about the condition of the first.

The probability that both events will occur is easily calculated from the individual event probabilities when the events are independent.

Probability and Statistics for Engineering and the Sciences 9th edition Devore Solutions Manual

The Multiplication Rule for $P(A \cap B)$

Proposition

A and B are independent if and only if (iff)

$$P(A \cap B) = P(A) \cdot P(B) \qquad (2.8)$$

The verification of this multiplication rule is as follows:

$$P(A \cap B) = P(A \mid B) \cdot P(B) = P(A) \cdot P(B) \qquad \textbf{(2.9)}$$

where the second equality in Equation (2.9) is valid iff A and B are independent. Equivalence of independence and Equation (2.8) imply that the latter can be used as a definition of independence.

Example 2.34

It is known that 30% of a certain company's washing machines require service while under warranty, whereas only 10% of its dryers need such service.

If someone purchases both a washer and a dryer made by this company, what is the probability that both machines will need warranty service?

Example 2.34

cont'd

Let A denote the event that the washer needs service while under warranty, and let B be defined analogously for the dryer.

Then $P(A) = .30$ and $P(B) = .10$.

Assuming that the two machines will function independently of one another, the desired probability is

$$P(A \cap B) = P(A) \cdot P(B) = (.30)(.10) = .03$$

Probability and Statistics for Engineering and the Sciences 9th edition Devore Solutions Manual

Independence of More Than Two Events

Independence of More Than Two Events

The notion of independence of two events can be extended to collections of more than two events.

Although it is possible to extend the definition for two independent events by working in terms of conditional and unconditional probabilities, it is more direct and less cumbersome to proceed along the lines of the last proposition.

Independence of More Than Two Events

Definition

Events $A_1, \ldots, A_n$ are **mutually independent** if for every k ($k = 2, 3, \ldots, n$) and every subset of indices $i_1, i_2, \ldots, i_k$,

$$P(A_{i_1} \cap A_{i_2} \cap \ldots \cap A_{i_k}) = P(A_{i_1}) \cdot P(A_{i_2}) \cdot \ldots \cdot P(A_{i_k})$$

Independence of More Than Two Events

To paraphrase the definition, the events are mutually independent if the probability of the intersection of any subset of the *n* events is equal to the product of the individual probabilities.

In using the multiplication property for more than two independent events, it is legitimate to replace one or more of the A_i*s* by their complements (e.g., if A_1, A_2, and A_3 are independent events, so are A_1', A_2', and A_3').

Probability and Statistics for Engineering and the Sciences 9th edition Devore Solutions Manual

Independence of More Than Two Events

As was the case with two events, we frequently specify at the outset of a problem the independence of certain events.

The probability of an intersection can then be calculated via multiplication.

Probability and Statistics for Engineering and the Sciences 9th edition Devore Solutions Manual

Example 2.36

The article “Reliability Evaluation of Solar Photovoltaic Arrays”(*Solar Energy*, 2002: 129–141) presents various configurations of solar photovoltaic arrays consisting of crystalline silicon solar cells.

Consider first the system illustrated in Figure 2.14(a).

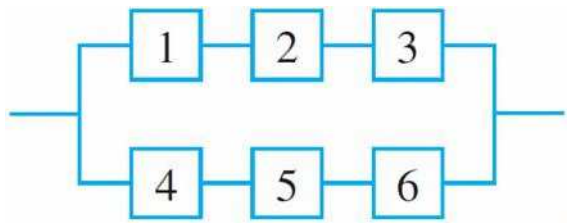

System configurations for Example 36: (a) series-parallel

Figure 2.14(a)

Probability and Statistics for Engineering and the Sciences 9th edition Devore Solutions Manual

Example 2.36

cont'd

There are two subsystems connected in parallel, each one containing three cells.

In order for the system to function, at least one of the two parallel subsystems must work.

Within each subsystem, the three cells are connected in series, so a subsystem will work only if all cells in the subsystem work.

Probability and Statistics for Engineering and the Sciences 9th edition Devore Solutions Manual

Example 2.36

cont'd

Consider a particular lifetime value t_0, and supose we want to determine the probability that the system lifetime exceeds t_0.

Let A_i denote the event that the lifetime of cell i exceeds t_0 ($i = 1, 2, \ldots, 6$).

We assume that the $A_i's$ are independent events (whether any particular cell lasts more than t_0 hours has no bearing on whether or not any other cell does) and that $P(A_i) = .9$ for every i since the cells are identical.

Probability and Statistics for Engineering and the Sciences 9th edition Devore Solutions Manual

Example 2.36

cont'd

Then

P(system lifetime exceeds t_0)

$$= P[(A_1 \cap A_2 \cap A_3) \cup (A_4 \cap A_5 \cap A_6)]$$

$$= P(A_1 \cap A_2 \cap A_3) + P(A_4 \cap A_5 \cap A_6) - P[(A_1 \cap A_2 \cap A_3) \cap (A_4 \cap A_5 \cap A_6)]$$

$$= (.9)(.9)(.9) + (.9)(.9)(.9) - (.9)(.9)(.9)(.9)(.9)(.9)$$

$$= .927$$

Probability and Statistics for Engineering and the Sciences 9th edition Devore Solutions Manual

Example 2.36

cont'd

Alternatively,

P(system lifetime exceeds t_0)

$$= 1 - P(\text{both subsystem lives are} \le t_0)$$

$$= 1 - [P(\text{subsystem life is} \le t_0)]^2$$

$$= 1 - [1 - P(\text{subsystem life is} > t_0)]^2$$

$$= 1 - [1 - (.9)^3]^2$$

$$= .927$$

Probability and Statistics for Engineering and the Sciences 9th edition Devore Solutions Manual

Example 2.36

cont'd

Next consider the total-cross-tied system shown in Figure 2.14(b), obtained from the series-parallel array by connecting ties across each column of junctions. Now the system fails as soon as an entire column fails, and system lifetime exceeds t_0 only if the life of every column does so. For this configuration,

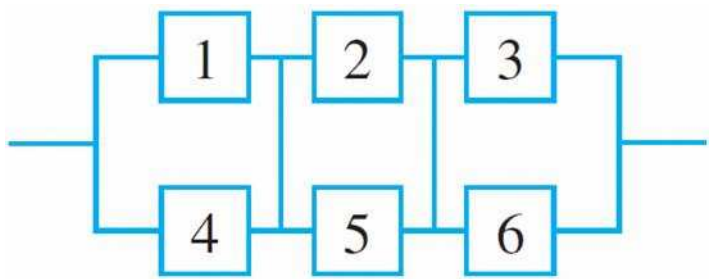

System configurations for Example 36: (b) total-cross-tied

Figure 2.14(b)

Probability and Statistics for Engineering and the Sciences 9th edition Devore Solutions Manual

Example 2.36

cont'd

P(system lifetime is at least t_0)

$= [P(\text{column lifetime exceeds } t_0)]^3$

$= [1 - P(\text{column lifetime} \le t_0)]^3$

$= [1 - P(\text{both cells in a column have lifetime} \le t_0)]^3$

$= [1 - (1 - .9)^2]^3$

$= .970$

Probability and Statistics for Engineering and the Sciences 9th edition Devore Solutions Manual

2 Probability

Copyright © Cengage Learning. All rights reserved.

2.1 Sample Spaces and Events

Copyright © Cengage Learning. All rights reserved.

Sample Spaces and Events

An **experiment** is any activity or process whose outcome is subject to uncertainty.

Although the word *experiment* generally suggests a planned or carefully controlled laboratory testing situation, we use it here in a much wider sense.

Thus experiments that may be of interest include tossing a coin once or several times, selecting a card or cards from a deck, weighing a loaf of bread, ascertaining the commuting time from home to work on a particular morning, obtaining blood types from a group of individuals, or measuring the compressive strengths of different steel beams.

Probability and Statistics for Engineering and the Sciences 9th edition Devore Solutions Manual

The Sample Space of an Experiment

The Sample Space of an Experiment

Definition

The **sample space** of an experiment, denoted by $\mathcal{S}$, is the set of all possible outcomes of that experiment.

Example 2.1

The simplest experiment to which probability applies is one with two possible outcomes.

One such experiment consists of examining a single weld to see whether it is defective.

The sample space for this experiment can be abbreviated as $\mathcal{S} = \{N, D\}$, where N represents not defective, D represents defective, and the braces are used to enclose the elements of a set.

Example 2.1

cont'd

Another such experiment would involve tossing a thumbtack and noting whether it landed point up or point down, with sample space $\mathcal{S} = \{U, D\}$, and yet another would consist of observing the gender of the next child born at the local hospital, with $\mathcal{S} = \{M, F\}$.

Probability and Statistics for Engineering and the Sciences 9th edition Devore Solutions Manual

Events

Events

In our study of probability, we will be interested not only in the individual outcomes of $\mathcal{S}$ but also in various collections of outcomes from $\mathcal{S}$.

Definition

An **event** is any collection (subset) of outcomes contained in the sample space $\mathcal{S}$. An event is **simple** if it consists of exactly one outcome and **compound** if it consists of more than one outcome.

Events

When an experiment is performed, a particular event *A* is said to occur if the resulting experimental outcome is contained in *A.*

In general, exactly one simple event will occur, but many compound events will occur simultaneously.

Example 2.5

Consider an experiment in which each of three vehicles taking a particular freeway exit turns left (L) or right (R) at the end of the exit ramp.

The eight possible outcomes that comprise the sample space are LLL, RLL, LRL, LLR, LRR, RLR, RRL, and RRR.

Thus there are eight simple events, among which are $E_1 = \{LLL\}$ and $E_5 = \{LRR\}$.

Example 2.5

cont'd

Some compound events include

$A = \{LLL, LRL, LLR\}$ = the event that exactly one of the three vehicles turns right

$B = \{LLL, RLL, LRL, LLR\}$ = the event that at most one of the vehicles turns right

$C = \{LLL, RRR\}$ = the event that all three vehicles turn in the same direction

Example 2.5

cont'd

Suppose that when the experiment is performed, the outcome is *LLL*.

Then the simple event E_1 has occurred and so also have the events *B* and *C* (but not *A*).

Some Relations from Set Theory

Some Relations from Set Theory

An event is just a set, so relationships and results from elementary set theory can be used to study events.

The following operations will be used to create new events from given events.

Definition

1. The **complement** of an event A, denoted by A', is the set of all outcomes in $\mathcal{S}$ that are not contained in A.
2. The **union** of two events A and B, denoted by $A \cup B$ and read "A *or* B," is the event consisting of all outcomes that are *either in A or in B or in both events* (so that the union includes outcomes for which both A and B occur as well as outcomes for which exactly one occurs)—that is, all outcomes in at least one of the events.
3. The **intersection** of two events A and B, denoted by $A \cap B$ and read "A *and* B," is the event consisting of all outcomes that are in *both A and B*.

Probability and Statistics for Engineering and the Sciences 9th edition Devore Solutions Manual

Example 2.8

For the experiment in which the number of pumps in use at a single six-pump gas station is observed,

let $A = \{0, 1, 2, 3, 4\}$, $B = \{3, 4, 5, 6\}$, and $C = \{1, 3, 5\}$.

Then

$A' = \{5, 6\}$,

$A \cup B = \{0, 1, 2, 3, 4, 5, 6\} = \mathcal{S}$,

$A \cup C = \{0, 1, 2, 3, 4, 5\}$,

$A \cap B = \{3, 4\}$,

$A \cap C = \{1, 3\}$,

$(A \cap C)' = \{0, 2, 4, 5, 6\}$

Probability and Statistics for Engineering and the Sciences 9th edition Devore Solutions Manual

Some Relations from Set Theory

Sometimes *A* and *B* have no outcomes in common, so that the intersection of *A* and *B* contains no outcomes.

Definition

Let $\emptyset$ denote the *null event* (the event consisting of no outcomes whatsoever). When $A \cap B = \emptyset$, A and B are said to be **mutually exclusive** or **disjoint** events.

Example 2.10

A small city has three automobile dealerships: a GM dealer selling Chevrolets and Buicks; a Ford dealer selling Fords and Lincolns; and a Toyota dealer.

If an experiment consists of observing the brand of the next car sold, then the events A = {Chevrolet, Buick} and B = {Ford, Lincoln} are mutually exclusive because the next car sold cannot be both a GM product and a Ford product (at least until the two companies merge!).

Some Relations from Set Theory

The operations of union and intersection can be extended to more than two events.

For any three events A, B, and C, the event $A \cup B \cup C$ is the set of outcomes contained in at least one of the three events, whereas $A \cap B \cap C$ is the set of outcomes contained in all three events.

Given events A_1, A_2, A_3 ,..., these events are said to be mutually exclusive (or pairwise disjoint) if no two events have any outcomes in common.

Some Relations from Set Theory

A pictorial representation of events and manipulations with events is obtained by using Venn diagrams.

To construct a Venn diagram, draw a rectangle whose interior will represent the sample space $\mathcal{S}$.

Then any event A is represented as the interior of a closed curve (often a circle) contained in $\mathcal{S}$.

Probability and Statistics for Engineering and the Sciences 9th edition Devore Solutions Manual

Some Relations from Set Theory

Figure 2.1 shows examples of Venn diagrams.

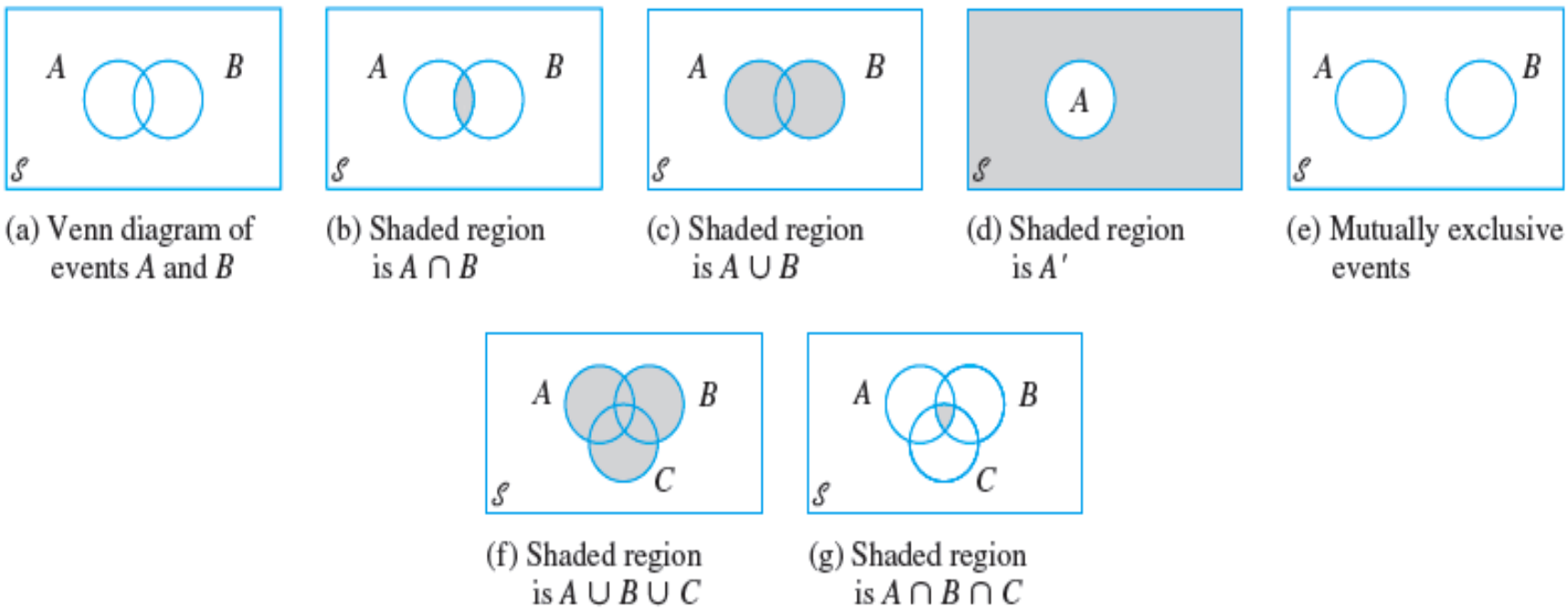

(a) Venn diagram of events A and B

(b) Shaded region is $A \cap B$

(c) Shaded region is $A \cup B$

(d) Shaded region is A'

(e) Mutually exclusive events

(f) Shaded region is $A \cup B \cup C$

(g) Shaded region is $A \cap B \cap C$

Figure 2.1 Venn diagrams

Probability and Statistics for Engineering and the Sciences 9th edition Devore Solutions Manual

2 Probability

Copyright © Cengage Learning. All rights reserved.

2.2 Axioms, Interpretations, and Properties of Probability

Copyright © Cengage Learning. All rights reserved.

Axioms, Interpretations, and Properties of Probability

Given an experiment and a sample space $\mathcal{S}$, *the objective of probability is to assign to each event A a number P*(*A*), *called the probability of the event A*, *which will give a precise measure of the chance that A will occur*.

To ensure that the probability assignments will be consistent with our intuitive notions of probability, all assignments should satisfy the following axioms (basic properties) of probability.

Axioms, Interpretations, and Properties of Probability

AXIOM 1 For any event A, $P(A) \geq 0$.

AXIOM 2 $P(\mathcal{S}) = 1$.

AXIOM 3 If $A_1, A_2, A_3, \ldots$ is an infinite collection of disjoint events, then

$$P(A_1 \cup A_2 \cup A_3 \cup \cdots) = \sum_{i=1}^{\infty} P(A_i)$$

You might wonder why the third axiom contains no reference to a *finite* collection of disjoint events.

Axioms, Interpretations, and Properties of Probability

It is because the corresponding property for a finite collection can be derived from our three axioms. We want our axiom list to be as short as possible and not contain any property that can be derived from others on the list.

Axiom 1 reflects the intuitive notion that the chance of A occurring should be nonnegative.

The sample space is by definition the event that must occur when the experiment is performed ($\mathcal{S}$ contains all possible outcomes), so Axiom 2 says that the maximum possible probability of 1 is assigned to $\mathcal{S}$.

Probability and Statistics for Engineering and the Sciences 9th edition Devore Solutions Manual

Axioms, Interpretations, and Properties of Probability

The third axiom formalizes the idea that if we wish the probability that at least one of a number of events will occur and no two of the events can occur simultaneously, then the chance of at least one occurring is the sum of the chances of the individual events.

Proposition

$P(\emptyset) = 0$ where $\emptyset$ is the null event (the event containing no outcomes whatsoever). This in turn implies that the property contained in Axiom 3 is valid for a *finite* collection of disjoint events.

Example 2.11

Consider tossing a thumbtack in the air. When it comes to rest on the ground, either its point will be up (the outcome U) or down (the outcome D). The sample space for this event is therefore $\mathcal{S} = \{U, D\}$.

The axioms specify $P(\mathcal{S}) = 1$, so the probability assignment will be completed by determining $P(U)$ and $P(D)$.

Since U and D are disjoint and their union is $\mathcal{S}$, the foregoing proposition implies that

$$1 = P(\mathcal{S}) = P(U) + P(D)$$

Probability and Statistics for Engineering and the Sciences 9th edition Devore Solutions Manual

Example 2.11

cont'd

It follows that $P(D) = 1 - P(U)$.

One possible assignment of probabilities is

$$P(U) = .5,\ P(D) = .5,$$

whereas another possible assignment is

$$P(U) = .75,\ P(D) = .25.$$

In fact, letting p represent any fixed number between 0 and 1, $P(U) = p$, $P(D) = 1 - p$ is an assignment consistent with the axioms.

Probability and Statistics for Engineering and the Sciences 9th edition Devore Solutions Manual

Example 2.12

Consider testing batteries coming off an assembly line one by one until one having a voltage within prescribed limits is found.

The simple events are

$E_1 = \{S\}$, $E_2 = \{FS\}$,

$E_3 = \{FFS\}$, $E_4 = \{FFFS\}$, ...

Suppose the probability of any particular battery being satisfactory is .99.

Example 2.12

cont'd

Then it can be shown that

$P(E_1) = .99,$ $\qquad$ $P(E_2) = (.01)(.99),$

$P(E_3) = (.01)^2(.99), \ldots$ is an assignment of probabilities to the simple events that satisfies the axioms. In particular, because the E_is are disjoint and $\mathcal{S} = E_1 \cup E_2 \cup E_3 \cup \ldots$, it must be the case that

$$1 = P(S) = P(E_1) + P(E_2) + P(E_3) + \cdots$$

$$= .99[1 + .01 + (.01)^2 + (.01)^3 + \cdots]$$

Probability and Statistics for Engineering and the Sciences 9th edition Devore Solutions Manual

Example 2.12

cont'd

Here we have used the formula for the sum of a geometric series:

$$a + ar + ar^2 + ar^3 + \cdots = \frac{a}{1 - r}$$

However, another legitimate (according to the axioms) probability assignment of the same "geometric" type is obtained by replacing .99 by any other number *p* between 0 and 1 (and .01 by 1 – *p*).

Interpreting Probability

Interpreting Probability

Examples 2.11 and 2.12 show that the axioms do not completely determine an assignment of probabilities to events. The axioms serve only to rule out assignments inconsistent with our intuitive notions of probability.

In the tack-tossing experiment of Example 2.11, two particular assignments were suggested.

The appropriate or correct assignment depends on the nature of the thumbtack and also on one's interpretation of probability.

Probability and Statistics for Engineering and the Sciences 9th edition Devore Solutions Manual

Interpreting Probability

The interpretation that is most frequently used and most easily understood is based on the notion of relative frequencies.

Consider an experiment that can be repeatedly performed in an identical and independent fashion, and let A be an event consisting of a fixed set of outcomes of the experiment.

Simple examples of such repeatable experiments include the tacktossing and die-tossing experiments previously discussed.

Probability and Statistics for Engineering and the Sciences 9th edition Devore Solutions Manual

Interpreting Probability

If the experiment is performed n times, on some of the replications the event A will occur (the outcome will be in the set A), and on others, A will not occur.

Let $n(A)$ denote the number of replications on which A does occur.

Then the ratio $n(A)/n$ is called the *relative frequency* of occurrence of the event A in the sequence of n replications.

Probability and Statistics for Engineering and the Sciences 9th edition Devore Solutions Manual

Interpreting Probability

For example, let *A* be the event that a package sent within the state of California for 2nd day delivery actually arrives within one day.

The results from sending 10 such packages (the first 10 replications) are as follows:

Package #	1	2	3	4	5	6	7	8	9	10
Did *A* occur?	N	Y	Y	Y	N	N	Y	Y	N	N
Relative frequency of *A*	0	.5	.667	.75	.6	.5	.571	.625	.556	.5

Probability and Statistics for Engineering and the Sciences 9th edition Devore Solutions Manual

Interpreting Probability

Figure 2.2(a) shows how the relative frequency $n(A)/n$ fluctuates rather substantially over the course of the first 50 replications.

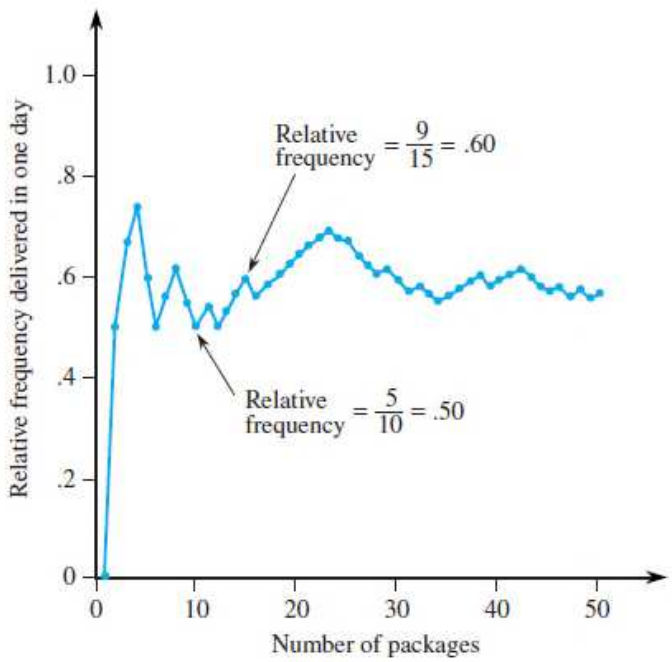

Behavior of relative frequency (a) Initial fluctuation

Figure 2.2

Probability and Statistics for Engineering and the Sciences 9th edition Devore Solutions Manual

Interpreting Probability

But as the number of replications continues to increase, Figure 2.2(b) illustrates how the relative frequency stabilizes.

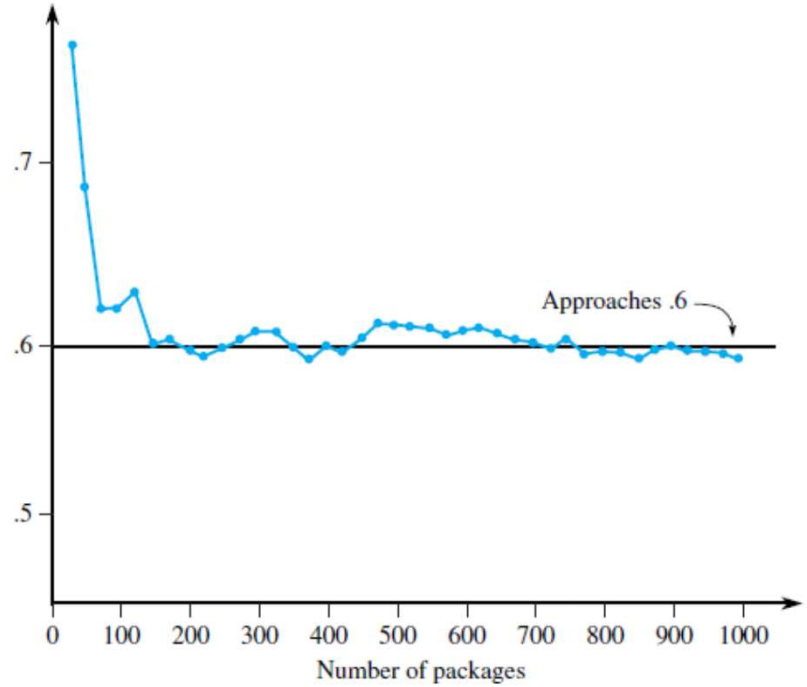

Behavior of relative frequency (b) Long-run stabilization

Figure 2.2

Interpreting Probability

More generally, empirical evidence, based on the results of many such repeatable experiments, indicates that any relative frequency of this sort will stabilize as the number of replications n increases.

That is, as n gets arbitrarily large, $n(A)/n$ approaches a limiting value referred to as the *limiting* (or *long-run*) *relative frequency* of the event A.

The *objective interpretation of probability* identifies this limiting relative frequency with $P(A)$.

Probability and Statistics for Engineering and the Sciences 9th edition Devore Solutions Manual

Interpreting Probability

Suppose that probabilities are assigned to events in accordance with their limiting relative frequencies.

Then a statement such as “the probability of a package being delivered within one day of mailing is .6” means that of a large number of mailed packages, roughly 60% will arrive within one day.

Similarly, if B is the event that an appliance of a particular type will need service while under warranty, then $P(B) = .1$ is interpreted to mean that in the long run 10% of such appliances will need warranty service.

Probability and Statistics for Engineering and the Sciences 9th edition Devore Solutions Manual

Interpreting Probability

This doesn't mean that exactly 1 out of 10 will need service, or that exactly 10 out of 100 will need service, because 10 and 100 are not the long run.

This relative frequency interpretation of probability is said to be objective because it rests on a property of the experiment rather than on any particular individual concerned with the experiment.

For example, two different observers of a sequence of coin tosses should both use the same probability assignments since the observers have nothing to do with limiting relative frequency.

Probability and Statistics for Engineering and the Sciences 9th edition Devore Solutions Manual

Interpreting Probability

In practice, this interpretation is not as objective as it might seem, since the limiting relative frequency of an event will not be known.

Thus we will have to assign probabilities based on our beliefs about the limiting relative frequency of events under study.

Fortunately, there are many experiments for which there will be a consensus with respect to probability assignments.

Probability and Statistics for Engineering and the Sciences 9th edition Devore Solutions Manual

Interpreting Probability

When we speak of a fair coin, we shall mean

$$P(H) = P(T) = .5,$$

and a fair die is one for which limiting relative frequencies of the six outcomes are all $\frac{1}{6}$, suggesting probability assignments $P(\{1\}) = \cdot \cdot \cdot = P(\{6\}) = \frac{1}{6}$.

Because the objective interpretation of probability is based on the notion of limiting frequency, its applicability is limited to experimental situations that are repeatable.

Probability and Statistics for Engineering and the Sciences 9th edition Devore Solutions Manual

Interpreting Probability

Yet the language of probability is often used in connection with situations that are inherently unrepeatable.

Examples include: “The chances are good for a peace agreement”; “It is likely that our company will be awarded the contract”; and “Because their best quarterback is injured, I expect them to score no more than 10 points against us.”

In such situations we would like, as before, to assign numerical probabilities to various outcomes and events (e.g., the probability is .9 that we will get the contract).

Probability and Statistics for Engineering and the Sciences 9th edition Devore Solutions Manual

Interpreting Probability

We must therefore adopt an alternative interpretation of these probabilities. Because different observers may have different prior information and opinions concerning such experimental situations, probability assignments may now differ from individual to individual.

Interpretations in such situations are thus referred to as *subjective*.

The book by Robert Winkler listed in the chapter references gives a very readable survey of several subjective interpretations.

Probability and Statistics for Engineering and the Sciences 9th edition Devore Solutions Manual

More Probability Properties

More Probability Properties

Proposition

For any event A, $P(A) + P(A') = 1$, from which $P(A) = 1 - P(A')$.

Example 2.13

Consider a system of five identical components connected in series, as illustrated in Figure 2.3.

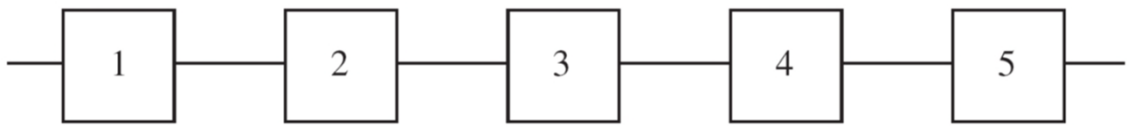

A system of five components connected in a series

Figure 2.3

Denote a component that fails by *F* and one that doesn't fail by *S* (for success).

Let *A* be the event that the *system* fails. For *A* to occur, at least one of the individual components must fail.

Probability and Statistics for Engineering and the Sciences 9th edition Devore Solutions Manual

Example 2.13

cont'd

Outcomes in A include $SSFSS$ (1, 2, 4, and 5 all work, but 3 does not), $FFSSS$, and so on.

There are in fact 31 different outcomes in A. However, A', the event that the system works, consists of the single outcome $SSSSS$.

We will see in Section 2.5 that if 90% of all such components do not fail and different components fail independently of one another, then

$$P(A') = P(SSSSS) = .9^5 = .59.$$

Thus $P(A) = 1 - .59 = .41$; so among a large number of such systems, roughly 41% will fail.

Probability and Statistics for Engineering and the Sciences 9th edition Devore Solutions Manual

More Probability Properties

In general, the foregoing proposition is useful when the event of interest can be expressed as “at least . . . ,” since then the complement “less than . . .” may be easier to work with (in some problems, “more than . . .” is easier to deal with than “at most . . .”).

When you are having difficulty calculating $P(A)$ directly, think of determining $P(A')$.

Proposition

For any event A, $P(A) \leq 1$.

Probability and Statistics for Engineering and the Sciences 9th edition Devore Solutions Manual

More Probability Properties

This is because $1 = P(A) + P(A') \geq P(A)$ since $P(A') \geq 0$.

When events A and B are mutually exclusive,

$$P(A \cup B) = P(A) + P(B).$$

For events that are not mutually exclusive, adding $P(A)$ and $P(B)$ results in "doublecounting" outcomes in the intersection. The next result shows how to correct for this.

Proposition

For any two events A and B,

$$P(A \cup B) = P(A) + P(B) - P(A \cap B)$$

More Probability Properties

Proof

Note first that $A \cup B$ can be decomposed into two *disjoint* events, A and $B \cap A'$; the latter is the part of B that lies outside A (see Figure 2.4). Furthermore, B itself is the union of the two disjoint events $A \cap B$ and $A' \cap B$, so $P(B) = P(A \cap B)$ 1 $P(A' \cap B)$. Thus

$$\begin{aligned} P(A \cup B) = P(A) + P(B \cap A') &= P(A) + [P(B) - P(A \cap B)] \\ &= P(A) + P(B) - P(A \cap B) \end{aligned}$$

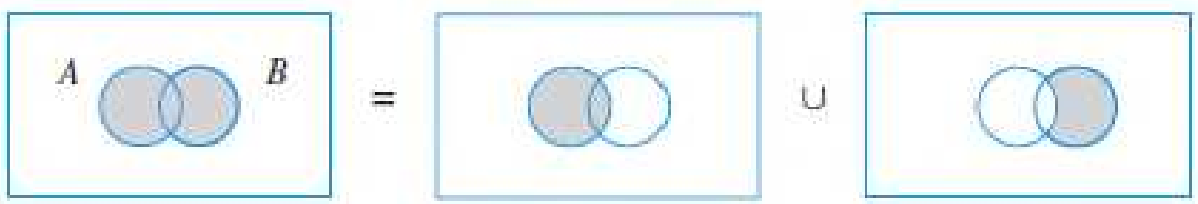

Figure 2.4 Representing A ∪ B as a union of disjoint events

Probability and Statistics for Engineering and the Sciences 9th edition Devore Solutions Manual

More Probability Properties

The addition rule for a triple union probability is similar to the foregoing rule.

For any three events A, B, and C,

$$P(A \cup B \cup C) = P(A) + P(B) + P(C) - P(A \cap B) - P(A \cap C) - P(B \cap C) + P(A \cap B \cap C)$$

More Probability Properties

This can be verified by examining a Venn diagram of $A \cup B \cup C$, which is shown in Figure 2.6.

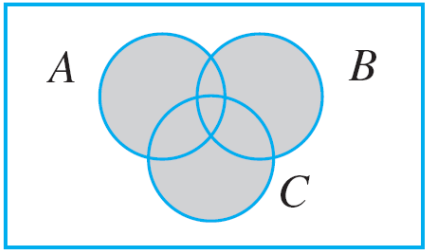

$A \cup B \cup C$

Figure 2.6

When $P(A)$, $P(B)$, and $P(C)$ are added, the intersection probabilities $P(A \cap B)$, $P(A \cap C)$, and $P(B \cap C)$ are all counted twice. Each one must therefore be subtracted.

But then $P(A \cap B \cap C)$ has been added in three times and subtracted out three times, so it must be added back.

Probability and Statistics for Engineering and the Sciences 9th edition Devore Solutions Manual

More Probability Properties

In general, the probability of a union of *k* events is obtained by summing individual event probabilities, subtracting double intersection probabilities, adding triple intersection probabilities, subtracting quadruple intersection robabilities, and so on.

Determining Probabilities Systematically

Determining Probabilities Systematically

Consider a sample space that is either finite or “countably infinite” (the latter means that outcomes can be listed in an infinite sequence, so there is a first outcome, a second outcome, a third outcome, and so on—for example, the battery testing scenario of Example 12).

Let E_1, E_2, E_3, … denote the corresponding simple events, each consisting of a single outcome.

Probability and Statistics for Engineering and the Sciences 9th edition Devore Solutions Manual

Determining Probabilities Systematically

A sensible strategy for probability computation is to first determine each simple event probability, with the requirement that $\Sigma P(E_i) = 1$.

Then the probability of any compound event A is computed by adding together the $P(E_i)$'s for all E_i's in A:

$$P(A) = \sum_{\text{all } E_i\text{'s in } A} P(E_i)$$

Probability and Statistics for Engineering and the Sciences 9th edition Devore Solutions Manual

Example 2.15

During off-peak hours a commuter train has five cars. Suppose a commuter is twice as likely to select the middle car (#3) as to select either adjacent car (#2 or #4), and is twice as likely to select either adjacent car as to select either end car (#1 or #5).

Let $p_i = P(\text{car } i \text{ is selected}) = P(E_i)$. Then we have $p_3 = 2p_2 = 2p_4$ and $p_2 = 2p_1 = 2p_5 = p_4$. This gives

$$1 = \Sigma P(E_i) = p_1 + 2p_1 + 4p_1 + 2p_1 + p_1 = 10p_1$$

implying $p_1 = p_5 = .1$, $p_2 = p_4 = .2$, $p_3 = .4$. The probability that one of the three middle cars is selected (a compound event) is then $p_2 + p_3 + p_4 = .8$.

Probability and Statistics for Engineering and the Sciences 9th edition Devore Solutions Manual

Equally Likely Outcomes

Equally Likely Outcomes

In many experiments consisting of N outcomes, it is reasonable to assign equal probabilities to all N simple events.

These include such obvious examples as tossing a fair coin or fair die once or twice (or any fixed number of times), or selecting one or several cards from a well-shuffled deck of 52. With $p = P(E_i)$ for every i,

$$1 = \sum_{i=1}^{N} P(E_i) = \sum_{i=1}^{N} p = p \cdot N \quad \text{so } p = \frac{1}{N}$$

That is, if there are N equally likely outcomes, the probability for each is $1/N$.

Probability and Statistics for Engineering and the Sciences 9th edition Devore Solutions Manual

Equally Likely Outcomes

Now consider an event A, with $N(A)$ denoting the number of outcomes contained in A. Then

$$P(A) = \sum_{E_i \text{ in } A} P(E_i) = \sum_{E_i \text{ in } A} \frac{1}{N} = \frac{N(A)}{N}$$

Thus when outcomes are equally likely, computing probabilities reduces to counting: determine both the number of outcomes $N(A)$ in A and the number of outcomes N in $\mathcal{S}$, and form their ratio.

Probability and Statistics for Engineering and the Sciences 9th edition Devore Solutions Manual

Example 2.16

You have six unread mysteries on your bookshelf and six unread science fiction books.

The first three of each type are hardcover, and the last three are paperback.

Consider randomly selecting one of the six mysteries and then randomly selecting one of the six science fiction books to take on a post-finals vacation to Acapulco (after all, you need something to read on the beach).

Number the mysteries 1, 2, . . . , 6, and do the same for the science fiction books.

Probability and Statistics for Engineering and the Sciences 9th edition Devore Solutions Manual

Example 2.16

cont'd

Then each outcome is a pair of numbers such as (4, 1), and there are $N = 36$ possible outcomes (For a visual of this situation, refer the table below and delete the first row and column).

		Second Station						
		0	**1**	**2**	**3**	**4**	**5**	**6**
	0	(0, 0)	(0, 1)	(0, 2)	(0, 3)	(0, 4)	(0, 5)	(0, 6)
	1	(1, 0)	(1, 1)	(1, 2)	(1, 3)	(1, 4)	(1, 5)	(1, 6)
	2	(2, 0)	(2, 1)	(2, 2)	(2, 3)	(2, 4)	(2, 5)	(2, 6)
First Station	**3**	(3, 0)	(3, 1)	(3, 2)	(3, 3)	(3, 4)	(3, 5)	(3, 6)
	4	(4, 0)	(4, 1)	(4, 2)	(4, 3)	(4, 4)	(4, 5)	(4, 6)
	5	(5, 0)	(5, 1)	(5, 2)	(5, 3)	(5, 4)	(5, 5)	(5, 6)
	6	(6, 0)	(6, 1)	(6, 2)	(6, 3)	(6, 4)	(6, 5)	(6, 6)

Probability and Statistics for Engineering and the Sciences 9th edition Devore Solutions Manual

Example 2.16

cont'd

With random selection as described, the 36 outcomes are equally likely.

Nine of these outcomes are such that both selected books are paperbacks (those in the lower right-hand corner of the referenced table): (4, 4), (4, 5), . . . , (6, 6).

So the probability of the event *A* that both selected books are paperbacks is

$$P(A) = \frac{N(A)}{N} = \frac{9}{36} = .25$$

Probability and Statistics for Engineering and the Sciences 9th edition Devore Solutions Manual

2 Probability

Copyright © Cengage Learning. All rights reserved.

2.3 Counting Techniques

Copyright © Cengage Learning. All rights reserved.

Counting Techniques

When the various outcomes of an experiment are equally likely (the same probability is assigned to each simple event), the task of computing probabilities reduces to counting.

Letting N denote the number of outcomes in a sample space and $N(A)$ represent the number of outcomes contained in an event A,

$$P(A) = \frac{N(A)}{N} \qquad \textbf{(2.1)}$$

Probability and Statistics for Engineering and the Sciences 9th edition Devore Solutions Manual

Counting Techniques

If a list of the outcomes is easily obtained and N is small, then N and $N(A)$ can be determined without the benefit of any general counting principles.

There are, however, many experiments for which the effort involved in constructing such a list is prohibitive because N is quite large.

By exploiting some general counting rules, it is possible to compute probabilities of the form (2.1) without a listing of outcomes.

These rules are also useful in many problems involving outcomes that are not equally likely.

Probability and Statistics for Engineering and the Sciences 9th edition Devore Solutions Manual

The Product Rule for Ordered Pairs

Probability and Statistics for Engineering and the Sciences 9th edition Devore Solutions Manual

The Product Rule for Ordered Pairs

Our first counting rule applies to any situation in which a set (event) consists of ordered pairs of objects and we wish to count the number of such pairs.

By an ordered pair, we mean that, if O_1 and O_2 are objects, then the pair (O_1, O_2) is different from the pair (O_2, O_1).

For example, if an individual selects one airline for a trip from Los Angeles to Chicago and (after transacting business in Chicago) a second one for continuing on to New York, one possibility is (American, United), another is (United, American), and still another is (United, United).

Probability and Statistics for Engineering and the Sciences 9th edition Devore Solutions Manual

The Product Rule for Ordered Pairs

Proposition

If the first element or object of an ordered pair can be selected in n_1 ways, and for each of these n_1 ways the second element of the pair can be selected in n_2 ways, then the number of pairs is $n_1 n_2$.

An alternative interpretation involves carrying out an operation that consists of two stages.

If the first stage can be performed in any one of n_1 ways, and for each such way there are n_2 ways to perform the second stage, then $n_1 n_2$ is the number of ways of carrying out the two stages in sequence.

Probability and Statistics for Engineering and the Sciences 9th edition Devore Solutions Manual

Example 2.18

A family has just moved to a new city and requires the services of both an obstetrician and a pediatrician. There are two easily accessible medical clinics, each having two obstetricians and three pediatricians.

The family will obtain maximum health insurance benefits by joining a clinic and selecting both doctors from that clinic. In how many ways can this be done?

Denote the obstetricians by O_1, O_2, O_3, and O_4 and the pediatricians by $P_1, \ldots, P_6$.

Probability and Statistics for Engineering and the Sciences 9th edition Devore Solutions Manual

Example 2.18

cont'd

Then we wish the number of pairs (O_i, P_j) for which O_i and P_j are associated with the same clinic.

Because there are four obstetricians, $n_1 = 4$, and for each there are three choices of pediatrician, so $n_2 = 3$.

Applying the product rule gives $N = n_1 n_2 = 12$ possible choices.

Probability and Statistics for Engineering and the Sciences 9th edition Devore Solutions Manual

The Product Rule for Ordered Pairs

In many counting and probability problems, a configuration called a **tree diagram** can be used to represent pictorially all the possibilities.

The tree diagram associated with Example 2.18 appears in Figure 2.7.

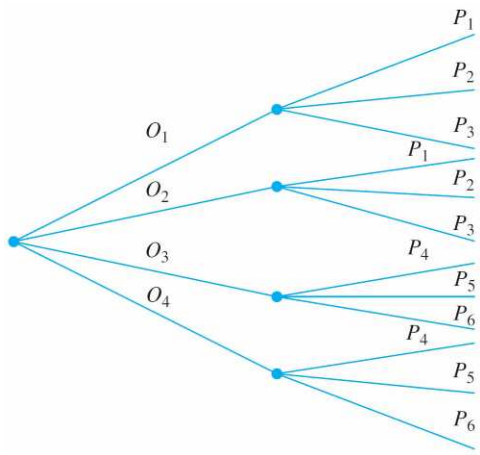

Tree diagram for Example 18

Figure 2.7

Probability and Statistics for Engineering and the Sciences 9th edition Devore Solutions Manual

The Product Rule for Ordered Pairs

Starting from a point on the left side of the diagram, for each possible first element of a pair a straight-line segment emanates rightward.

Each of these lines is referred to as a first-generation branch.

Now for any given first-generation branch we construct another line segment emanating from the tip of the branch for each possible choice of a second element of the pair.

The Product Rule for Ordered Pairs

Each such line segment is a second-generation branch. Because there are four obstetricians, there are four first-generation branches, and three pediatricians for each obstetrician yields three second-generation branches emanating from each first-generation branch.

Generalizing, suppose there are n_1 first-generation branches, and for each first generation branch there are n_2 second-generation branches.

The total number of second-generation branches is then $n_1 n_2$.

Probability and Statistics for Engineering and the Sciences 9th edition Devore Solutions Manual

The Product Rule for Ordered Pairs

Since the end of each second-generation branch corresponds to exactly one possible pair (choosing a first element and then a second puts us at the end of exactly one second-generation branch), there are $n_1 n_2$ pairs, verifying the product rule.

The construction of a tree diagram does not depend on having the same number of second-generation branches emanating from each first-generation branch.

Probability and Statistics for Engineering and the Sciences 9th edition Devore Solutions Manual

The Product Rule for Ordered Pairs

If the second clinic had four pediatricians, then there would be only three branches emanating from two of the first-generation branches and four emanating from each of the other two first-generation branches.

A tree diagram can thus be used to represent pictorially experiments other than those to which the product rule applies.

Probability and Statistics for Engineering and the Sciences 9th edition Devore Solutions Manual

A More General Product Rule

A More General Product Rule

If a six-sided die is tossed five times in succession rather than just twice, then each possible outcome is an ordered collection of five numbers such as (1, 3, 1, 2, 4) or (6, 5, 2, 2, 2).

We will call an ordered collection of *k* objects a ***k-tuple*** (so a pair is a 2-tuple and a triple is a 3-tuple).

Each outcome of the die-tossing experiment is then a 5-tuple.

Probability and Statistics for Engineering and the Sciences 9th edition Devore Solutions Manual

A More General Product Rule

Product Rule for k-Tuples

Suppose a set consists of ordered collections of k elements (k-tuples) and that there are n_1 possible choices for the first element; for each choice of the first element, there are n_2 possible choices of the second element;…; for each possible choice of the first $k-1$ elements, there are n_k choices of the kth element. Then there are $n_1 n_2 \cdot \cdots \cdot n_k$ possible k-tuples.

A More General Product Rule

An alternative interpretation involves carrying out an operation in k stages.

If the first stage can be performed in any one of n_1 ways, and for each such way there are n_2 ways to perform the second stage, and for each way of performing the first two stages there are n_3 ways to perform the 3rd stage, and so on, then $n_1 n_2 \cdot \cdot \cdot \cdot \cdot n_k$ is the number of ways to carry out the entire k-stage operation in sequence.

This more general rule can also be visualized with a tree diagram. For the case $k = 3$, simply add an appropriate number of 3rd generation branches to the tip of each 2nd generation branch.

Probability and Statistics for Engineering and the Sciences 9th edition Devore Solutions Manual

A More General Product Rule

If, for example, a college town has four pizza places, a theater complex with six screens, and three places to go dancing, then there would be four 1st generation branches, six 2nd generation branches emanating from the tip of each 1st generation branch, and three 3rd generation branches leading off each 2nd generation branch.

Each possible 3-tuple corresponds to the tip of a 3rd generation branch.

Example 2.19

Example 17 continued…

Suppose the home remodeling job involves first purchasing several kitchen appliances. They will all be purchased from the same dealer, and there are five dealers in the area.

With the dealers denoted by $D_1, \ldots, D_5$, there are $N = n_1 n_2 n_3 = (5)(12)(9) = 540$ 3-tuples of the form (D_i, P_j, Q_k), so there are 540 ways to choose first an appliance dealer, then a plumbing contractor, and finally an electrical contractor.

Probability and Statistics for Engineering and the Sciences 9th edition Devore Solutions Manual

Permutations and Combinations

Permutations and Combinations

Consider a group of *n* distinct individuals or objects ("distinct" means that there is some characteristic that differentiates any particular individual or object from any other).

How many ways are there to select a subset of size *k* from the group?

For example, if a Little League team has 15 players on its roster, how many ways are there to select 9 players to form a starting lineup?

Permutations and Combinations

Or if a university bookstore sells ten different laptop computers but has room to display only three of them, in how many ways can the three be chosen?

An answer to the general question just posed requires that we distinguish between two cases. In some situations, such as the baseball scenario, the order of selection is important.

For example, Angela being the pitcher and Ben the catcher gives a different lineup from the one in which Angela is catcher and Ben is pitcher.

Permutations and Combinations

Often, though, order is not important and one is interested only in which individuals or objects are selected, as would be the case in the laptop display scenario.

Definition

An ordered subset is called a **permutation.** The number of permutations of size k that can be formed from the n individuals or objects in a group will be denoted by $P_{k,n}$. An unordered subset is called a **combination.** One way to denote the number of combinations is $C_{k,n}$, but we shall instead use notation that is quite common in probability books: $\binom{n}{k}$, read "n choose k."

Permutations and Combinations

The number of permutations can be determined by using our earlier counting rule for *k*-tuples. Suppose, for example, that a college of engineering has seven departments, which we denote by *a*, *b*, *c*, *d*, *e*, *f*, and *g*.

Each department has one representative on the college's student council. From these seven representatives, one is to be chosen chair, another is to be selected vice-chair, and a third will be secretary.

How many ways are there to select the three officers? That is, how many permutations of size 3 can be formed from the 7 representatives?

Probability and Statistics for Engineering and the Sciences 9th edition Devore Solutions Manual

Permutations and Combinations

To answer this question, think of forming a triple (3-tuple) in which the first element is the chair, the second is the vice-chair, and the third is the secretary.

One such triple is (a, g, b), another is (b, g, a), and yet another is (d, f, b). Now the chair can be selected in any of $n_1 = 7$ ways.

For each way of selecting the chair, there are $n_2 = 6$ ways to select the vice-chair, and hence $7 \times 6 = 42$ (chair, vice-chair) pairs.

Probability and Statistics for Engineering and the Sciences 9th edition Devore Solutions Manual

Permutations and Combinations

Finally, for each way of selecting a chair and vice-chair, there are $n_3 = 5$ ways of choosing the secretary. This gives

$$P_{3,7} = (7)(6)(5) = 210$$

as the number of permutations of size 3 that can be formed from 7 distinct individuals. A tree diagram representation would show three generations of branches.

The expression for $P_{3,7}$ can be rewritten with the aid of *factorial notation*. Recall that 7! (read "7 factorial") is compact notation for the descending product of integers (7)(6)(5)(4)(3)(2)(1).

Permutations and Combinations

More generally, for any positive integer m,

$m! = m(m-1)(m-2)\cdot\cdot\cdot\cdot\cdot\cdot(2)(1.)$ This gives $1! = 1$, and we also define $0! = 1$. Then

$$P_{3,7} = (7)(6)(5) = \frac{(7)(6)(5)(4!)}{(4!)} = \frac{7!}{4!}$$

More generally,

$$P_{k,n} = n(n-1)(n-2)\cdot\cdot\cdot\cdot\cdot\cdot(n-(k-2))(n-(k-1))$$

Multiplying and dividing this by $(n-k)!$ gives a compact expression for the number of permutations.

Probability and Statistics for Engineering and the Sciences 9th edition Devore Solutions Manual

Permutations and Combinations

Proposition

$$P_{k,n} = \frac{n!}{(n-k)!}$$

Example 2.21

There are ten teaching assistants available for grading papers in a calculus course at a large university.

The first exam consists of four questions, and the professor wishes to select a different assistant to grade each question (only one assistant per question).

In how many ways can the assistants be chosen for grading? Here n = group size = 10 and k = subset size = 4.

Probability and Statistics for Engineering and the Sciences 9th edition Devore Solutions Manual

Example 21

cont'd

The number of permutations is

$$P_{4,10} = \frac{10!}{(10-4)!} = \frac{10!}{6!} = 10(9)(8)(7) = 5040$$

That is, the professor could give 5040 different four-question exams without using the same assignment of graders to questions, by which time all the teaching assistants would hopefully have finished their degree programs!

Probability and Statistics for Engineering and the Sciences 9th edition Devore Solutions Manual

Permutations and Combinations

Now let's move on to combinations (i.e., unordered subsets).

Again refer to the student council scenario, and suppose that three of the seven representatives are to be selected to attend a statewide convention.

The order of selection is not important; all that matters is which three get selected. So we are looking for $\binom{7}{3}$, the number of combinations of size 3 that can be formed from the 7 individuals.

Permutations and Combinations

Consider for a moment the combination *a*, *c*, *g*.

These three individuals can be ordered in 3! = 6 ways to produce permutations:

a, *c*, *g* *a*, *g*, *c* *c*, *a*, *g* *c*, *g*, *a* *g*, *a*, *c* *g*, *c*, *a*

Similarly, there are 3! = 6 ways to order the combination *b*, *c*, *e* to produce permutations, and in fact 3! ways to order any particular combination of size 3 to produce permutations.

Probability and Statistics for Engineering and the Sciences 9th edition Devore Solutions Manual

Permutations and Combinations

This implies the following relationship between the number of combinations and the number of permutations:

$$P_{3,7} = (3!)\cdot\binom{7}{3} \Rightarrow \binom{7}{3} = \frac{P_{3,7}}{3!} = \frac{7!}{(3!)(4!)} = \frac{(7)(6)(5)}{(3)(2)(1)} = 35$$

It would not be too difficult to list the 35 combinations, but there is no need to do so if we are interested only in how many there are.

Notice that the number of permutations 210 far exceeds the number of combinations; the former is larger than the latter by a factor of 3! since that is how many ways each combination can be ordered.

Permutations and Combinations

Generalizing the foregoing line of reasoning gives a simple relationship between the number of permutations and the number of combinations that yields a concise expression for the latter quantity.

Proposition

$$\binom{n}{k} = \frac{P_{k,n}}{k!} = \frac{n!}{k!(n-k)!}$$

Notice that $\binom{n}{n} = 1$ and $\binom{n}{0} = 1$ since there is only one way to choose a set of (all) *n* elements or of no elements, and $\binom{n}{1} = n$ since there are *n* subsets of size 1.

Probability and Statistics for Engineering and the Sciences 9th edition Devore Solutions Manual

Example 2.22

A particular iPod playlist contains 100 songs, 10 of which are by the Beatles.

Suppose the shuffle feature is used to play the songs in random order (the randomness of the shuffling process is investigated in “Does Your iPod *Really* Play Favorites?”

What is the probability that the first Beatles song heard is the fifth song played?

In order for this event to occur, it must be the case that the first four songs played are not Beatles’ songs (NBs) and that the fifth song is by the Beatles (B).

Example 2.22

cont'd

The number of ways to select the first five songs is 100(99)(98)(97)(96).

The number of ways to select these five songs so that the first four are NBs and the next is a B is 90(89)(88)(87)(10).

The random shuffle assumption implies that any particular set of 5 songs from amongst the 100 has the same chance of being selected as the first five played as does any other set of five songs; each outcome is equally likely.

Example 2.22

cont'd

Therefore the desired probability is the ratio of the number of outcomes for which the event of interest occurs to the number of possible outcomes:

$$P(1^{\text{st}}\text{ B is the }5^{\text{th}}\text{ song played}) = \frac{90 \cdot 89 \cdot 88 \cdot 87 \cdot 10}{100 \cdot 99 \cdot 98 \cdot 97 \cdot 96} = \frac{P_{4,\,90} \cdot (10)}{P_{5,\,100}} = .0679$$

Here is an alternative line of reasoning involving combinations.

Rather than focusing on selecting just the first five songs, think of playing all 100 songs in random order.

Probability and Statistics for Engineering and the Sciences 9th edition Devore Solutions Manual

Example 2.22

cont'd

The number of ways of choosing 10 of these songs to be the Bs (without regard to the order in which they are then played) is $\binom{100}{10}$.

Now if we choose 9 of the last 95 songs to be Bs, which can be done in $\binom{95}{9}$ ways, that leaves four NBs and one B for the first five songs.

There is only one further way for these five to start with four NBs and then follow with a B (remember that we are considering *unordered* subsets).

Probability and Statistics for Engineering and the Sciences 9th edition Devore Solutions Manual

Example 2.22

cont'd

Thus

$$P(1^{st} \text{ B is the } 5^{th} \text{ song played}) = \frac{\binom{95}{9}}{\binom{100}{10}}$$

It is easily verified that this latter expression is in fact identical to the first expression for the desired probability, so the numerical result is again .0679.

Probability and Statistics for Engineering and the Sciences 9th edition Devore Solutions Manual

Example 2.22

cont'd

The probability that one of the first five songs played is a Beatles' song is

P(1st B is the 1st or 2nd or 3rd or 4th or 5th song played)

$$= \frac{\binom{99}{9}}{\binom{100}{10}} + \frac{\binom{98}{9}}{\binom{100}{10}} + \frac{\binom{97}{9}}{\binom{100}{10}} + \frac{\binom{96}{9}}{\binom{100}{10}} + \frac{\binom{95}{9}}{\binom{100}{10}} = .4162$$

It is thus rather likely that a Beatles' song will be one of the first five songs played. Such a "coincidence" is not as surprising as might first appear to be the case.

Probability and Statistics for Engineering and the Sciences 9th edition Devore Solutions Manual

2 Probability

Copyright © Cengage Learning. All rights reserved.

2.4 Conditional Probability

Copyright © Cengage Learning. All rights reserved.

Conditional Probability

The probabilities assigned to various events depend on what is known about the experimental situation when the assignment is made.

Subsequent to the initial assignment, partial information relevant to the outcome of the experiment may become available. Such information may cause us to revise some of our probability assignments.

For a particular event A, we have used $P(A)$ to represent the probability, assigned to A; we now think of $P(A)$ as the original, or unconditional probability, of the event A.

Probability and Statistics for Engineering and the Sciences 9th edition Devore Solutions Manual

Conditional Probability

In this section, we examine how the information "an event *B* has occurred" affects the probability assigned to *A.*

For example, *A* might refer to an individual having a particular disease in the presence of certain symptoms.

If a blood test is performed on the individual and the result is negative ($B =$ negative blood test), then the probability of having the disease will change (it should decrease, but not usually to zero, since blood tests are not infallible).

Probability and Statistics for Engineering and the Sciences 9th edition Devore Solutions Manual

Conditional Probability

We will use the notation $P(A|B)$ to represent the **conditional probability of *A* given that the event *B* has occurred.** B is the "conditioning event."

As an example, consider the event A that a randomly selected student at your university obtained all desired classes during the previous term's registration cycle. Presumably $P(A)$ is not very large.

However, suppose the selected student is an athlete who gets special registration priority (the event B). Then $P(A|B)$ should be substantially larger than $P(A)$, although perhaps still not close to 1.

Probability and Statistics for Engineering and the Sciences 9th edition Devore Solutions Manual

Example 2.24

Complex components are assembled in a plant that uses two different assembly lines, A and A'.

Line A uses older equipment than A', so it is somewhat slower and less reliable.

Suppose on a given day line A has assembled 8 components, of which 2 have been identified as defective (B) and 6 as nondefective (B'), whereas A' has produced 1 defective and 9 nondefective components.

Probability and Statistics for Engineering and the Sciences 9th edition Devore Solutions Manual

Example 2.24

cont'd

This information is summarized in the accompanying table.

		Condition	
		B	B'
Line	A	2	6
	A'	1	9

Unaware of this information, the sales manager randomly selects 1 of these 18 components for a demonstration. Prior to the demonstration

$$P(\text{line } A \text{ component selected}) = P(A) = \frac{N(A)}{N} = .44$$

Probability and Statistics for Engineering and the Sciences 9th edition Devore Solutions Manual

Example 2.24

cont'd

However, if the chosen component turns out to be defective, then the event *B* has occurred, so the component must have been 1 of the 3 in the *B* column of the table.

Since these 3 components are equally likely among themselves after *B* has occurred,

$$P(A \mid B) = \frac{2}{3} = \frac{2/18}{3/18} = \frac{P(A \cap B)}{P(B)} \qquad \textbf{(2.2)}$$

Probability and Statistics for Engineering and the Sciences 9th edition Devore Solutions Manual

Conditional Probability

In Equation (2.2), the conditional probability is expressed as a ratio of unconditional probabilities: The numerator is the probability of the intersection of the two events, whereas the denominator is the probability of the conditioning event *B*. A Venn diagram illuminates this relationship (Figure 2.8).



Motivating the definition of conditional probability

Figure 2.8

Probability and Statistics for Engineering and the Sciences 9th edition Devore Solutions Manual

Conditional Probability

Given that B has occurred, the relevant sample space is no longer S but consists of outcomes in B; A has occurred if and only if one of the outcomes in the intersection occurred, so the conditional probability of A given B is proportional to $P(A \cap B)$.

The proportionality constant $1/P(B)$ is used to ensure that the probability $P(B|B)$ of the new sample space B equals 1.

Probability and Statistics for Engineering and the Sciences 9th edition Devore Solutions Manual

The Definition of Conditional Probability

The Definition of Conditional Probability

Example 2.24 demonstrates that when outcomes are equally likely, computation of conditional probabilities can be based on intuition.

When experiments are more complicated, though, intuition may fail us, so a general definition of conditional probability is needed that will yield intuitive answers in simple problems.

The Venn diagram and Equation (2.2) suggest how to proceed.

Probability and Statistics for Engineering and the Sciences 9th edition Devore Solutions Manual

The Definition of Conditional Probability

Definition

For any two events A and B with $P(B) > 0$, the conditional probability of A given that B has occurred is defined by

$$P(A|B) = \frac{P(A \cap B)}{P(B)} \qquad (2.3)$$

Example 2.25

Suppose that of all individuals buying a certain digital camera, 60% include an optional memory card in their purchase, 40% include an extra battery, and 30% include both a card and battery. Consider randomly selecting a buyer and let

A = {memory card purchased} and
B = {battery purchased}.

Then $P(A) = .60$,
$P(B) = .40$, $P(\text{both purchased}) = P(A \cap B) = .30$

Probability and Statistics for Engineering and the Sciences 9th edition Devore Solutions Manual

Example 2.25

cont'd

Given that the selected individual purchased an extra battery, the probability that an optional card was also purchased is

$$P(A \mid B) = \frac{P(A \cap B)}{P(B)} = \frac{.30}{.40} = .75$$

That is, of all those purchasing an extra battery, 75% purchased an optional memory card. Similarly,

$$P(\text{battery} \mid \text{memory card}) = P(B \mid A) = \frac{P(A \cap B)}{P(A)} = \frac{.30}{.60} = .50$$

Notice that $P(A \mid B) \neq P(A)$ and $P(B \mid A) \neq P(B)$.

Probability and Statistics for Engineering and the Sciences 9th edition Devore Solutions Manual

The Multiplication Rule for $P(A \cap B)$

The Multiplication Rule for $P(A \cap B)$

The definition of conditional probability yields the following result, obtained by multiplying both sides of Equation (2.3) by $P(B)$.

The Multiplication Rule

The Multiplication Rule

$$P(A \cap B) = P(A|B) \cdot P(B)$$

This rule is important because it is often the case that $P(A \cap B)$ is desired, whereas both $P(B)$ and $P(A|B)$ can be specified from the problem description.

Consideration of $P(B|A)$ gives $P(A \cap B) = P(B|A) \cdot P(A)$

Probability and Statistics for Engineering and the Sciences 9th edition Devore Solutions Manual

Example 2.27

Four individuals have responded to a request by a blood bank for blood donations. None of them has donated before, so their blood types are unknown. Suppose only type O+ is desired and only one of the four actually has this type. If the potential donors are selected in random order for typing, what is the probability that at least three individuals must be typed to obtain the desired type?

Making the identification

B = {first type not O+} and

A = {second type not O+}, $P(B) = \frac{3}{4}$.

Example 2.27

cont'd

Given that the first type is not O+, two of the three individuals left are not O+, so $P(A \mid B) = \frac{2}{3}$.

The multiplication rule now gives

P(at least three individuals are typed) = $P(A \cap B)$

$$= P(A \mid B) \cdot P(B)$$

$$= \frac{2}{3} \cdot \frac{3}{4} = \frac{6}{12}$$

$$= .5$$

Probability and Statistics for Engineering and the Sciences 9th edition Devore Solutions Manual

Example 2.27

cont'd

The multiplication rule is most useful when the experiment consists of several stages in succession.

The conditioning event *B* then describes the outcome of the first stage and *A* the outcome of the second, so that $P(A \mid B)$ —conditioning on what occurs first—will often be known.

The rule is easily extended to experiments involving more than two stages.

Probability and Statistics for Engineering and the Sciences 9th edition Devore Solutions Manual

Example 2.27

cont'd

For example, consider three events A_1, A_2, and A_3. The triple intersection of these events can be represented as the double intersection $(A_1 \cap A_2) \cap A_3$. Applying our previous multiplication rule to this intersection and then to $A_1 \cap A_2$ gives

$$\begin{aligned} P(A_1 \cap A_2 \cap A_3) &= P(A_3 | A_1 \cap A_2) \cdot P(A_1 \cap A_2) \\ &= P(A_3 | A_1 \cap A_2) \cdot P(A_2 | A_1) \cdot P(A_1) \qquad (2.4) \end{aligned}$$

Thus the triple intersection probability is a product of three probabilities, two of which are conditional.

Probability and Statistics for Engineering and the Sciences 9th edition Devore Solutions Manual

Bayes' Theorem

Probability and Statistics for Engineering and the Sciences 9th edition Devore Solutions Manual

Bayes' Theorem

The computation of a posterior probability $P(A_j | B)$ from given prior probabilities $P(A_i)$ and conditional probabilities $P(B | A_i)$ occupies a central position in elementary probability.

The general rule for such computations, which is really just a simple application of the multiplication rule, goes back to Reverend Thomas Bayes, who lived in the eighteenth century.

To state it we first need another result. Recall that events $A_1, \ldots, A_k$ are mutually exclusive if no two have any common outcomes. The events are *exhaustive* if one A_i must occur, so that $A_1 \cup \ldots \cup A_k = \mathcal{S}$.

Probability and Statistics for Engineering and the Sciences 9th edition Devore Solutions Manual

Bayes' Theorem

The Law of Total Probability

Let $A_1, \ldots, A_k$ be mutually exclusive and exhaustive events. Then for any other event B,

$$P(B) = P(B|A_1)P(A_1) + \cdots + P(B|A_k)P(A_k)$$
$$= \sum_{i=1}^{k} P(B|A_i)P(A_i) \qquad (2.5)$$

Example 2.30

An individual has 3 different email accounts. Most of her messages, in fact 70%, come into account #1, whereas 20% come into account #2 and the remaining 10% into account #3.

Of the messages into account #1, only 1% are spam, whereas the corresponding percentages for accounts #2 and #3 are 2% and 5%, respectively.

What is the probability that a randomly selected message is spam?

Example 2.30

cont'd

To answer this question, let's first establish some notation:

A_i = {message is from account # i} for i = 1, 2, 3,

B = {message is spam}

Then the given percentages imply that

$$P(A_1) = .70,\ P(A_2) = .20,\ P(A_3) = .10$$

$$P(B|A_1) = .01,\ P(B|A_2) = .02,\ P(B|A_3) = .05$$

Probability and Statistics for Engineering and the Sciences 9th edition Devore Solutions Manual

Example 2.30

cont'd

Now it is simply a matter of substituting into the equation for the law of total probability:

$$P(B) = (.01)(.70) + (.02)(.20) + (.05)(.10) = .016$$

In the long run, 1.6% of this individual's messages will be spam.

Bayes' Theorem

Bayes' Theorem

Let $A_1, A_2, \ldots, A_k$ be a collection of k mutually exclusive and exhaustive events with *prior* probabilities $P(A_i)$ $(i = 1, \ldots, k)$. Then for any other event B for which $P(B) > 0$, the *posterior* probability of A_j given that B has occurred is

$$P(A_j|B) = \frac{P(A_j \cap B)}{P(B)} = \frac{P(B|A_j)P(A_j)}{\sum_{i=1}^{k} P(B|A_i) \cdot P(A_i)} \quad j = 1, \ldots, k \qquad (2.6)$$

Bayes' Theorem

The transition from the second to the third expression in (2.6) rests on using the multiplication rule in the numerator and the law of total probability in the denominator.

The proliferation of events and subscripts in (2.6) can be a bit intimidating to probability newcomers.

As long as there are relatively few events in the partition, a tree diagram (as in Example 2.29) can be used as a basis for calculating posterior probabilities without ever referring explicitly to Bayes' theorem.