Introduction to Management Science Quantitative Approach 15th edition Anderson Test Bank

SKU: 9781337406529-TEST-BANK

CH 02 - An Introduction to Linear Programming

True / False

1. In a linear programming problem, the objective function and the constraints must be linear functions of the decision variables.
   a. True
   b. False

ANSWER: True
POINTS: 1
DIFFICULTY: Easy
LEARNING OBJECTIVES: IMS.ASWC.19.02.01 - 2.1
NATIONAL STANDARDS: United States - BUSPROG: Reflective Thinking
TOPICS: 2.1 A Simple Maximization Problem
KEYWORDS: Bloom's: Remember

2. Only binding constraints form the shape (boundaries) of the feasible region.
   a. True
   b. False

ANSWER: False
POINTS: 1
DIFFICULTY: Easy
LEARNING OBJECTIVES: IMS.ASWC.19.02.02 - 2.2
NATIONAL STANDARDS: United States - BUSPROG: Reflective Thinking
TOPICS: 2.2 Graphical Solution Procedure
KEYWORDS: Bloom's: Remember

3. It is not possible to have more than one optimal solution to a linear programming problem.
   a. True
   b. False

ANSWER: False
POINTS: 1
DIFFICULTY: Easy
LEARNING OBJECTIVES: IMS.ASWC.19.02.02 - 2.2
NATIONAL STANDARDS: United States - BUSPROG: Reflective Thinking
TOPICS: 2.2 Graphical Solution Procedure
KEYWORDS: Bloom's: Understand

4. A linear programming problem can be both unbounded and infeasible.
   a. True
   b. False

ANSWER: False
POINTS: 1
DIFFICULTY: Easy
LEARNING OBJECTIVES: IMS.ASWC.19.02.06 - 2.6
NATIONAL STANDARDS: United States - BUSPROG: Reflective Thinking
TOPICS: 2.6 Special Cases

© Cengage. Testing Powered by Cognero.

Introduction to Management Science Quantitative Approach 15th edition Anderson Test Bank

KEYWORDS: Bloom's: Understand

5. An infeasible problem is one in which the objective function can be increased to infinity.
   a. True
   b. False

ANSWER: False
POINTS: 1
DIFFICULTY: Easy
LEARNING OBJECTIVES: IMS.ASWC.19.02.06 - 2.6
NATIONAL STANDARDS: United States - BUSPROG: Reflective Thinking
TOPICS: 2.6 Special Cases
KEYWORDS: Bloom's: Understand

6. An unbounded feasible region might not result in an unbounded solution for a minimization or maximization problem.
   a. True
   b. False

ANSWER: True
POINTS: 1
DIFFICULTY: Easy
LEARNING OBJECTIVES: IMS.ASWC.19.02.06 - 2.6
NATIONAL STANDARDS: United States - BUSPROG: Reflective Thinking
TOPICS: 2.6 Special Cases
KEYWORDS: Bloom's: Understand

7. An optimal solution to a linear programming problem can be found at an extreme point of the feasible region for the problem.
   a. True
   b. False

ANSWER: True
POINTS: 1
DIFFICULTY: Easy
LEARNING OBJECTIVES: IMS.ASWC.19.02.03 - 2.3
NATIONAL STANDARDS: United States - BUSPROG: Reflective Thinking
TOPICS: 2.3 Extreme Points and the Optimal Solution
KEYWORDS: Bloom's: Understand

8. The optimal solution to any linear programming problem is the same as the optimal solution to the standard form of the problem.

   a. True
   b. False

ANSWER: True
POINTS: 1
DIFFICULTY: Easy
LEARNING OBJECTIVES: IMS.ASWC.19.02.01 - 2.1

Introduction to Management Science Quantitative Approach 15th edition Anderson Test Bank

NATIONAL STANDARDS: United States - BUSPROG: Reflective Thinking
TOPICS: 2.1 A Simple Maximization Problem
KEYWORDS: Bloom's: Understand

9. The constraint $2x_1 - x_2 = 0$ passes through the point (200, 100).
   a. True
   b. False

ANSWER: False
POINTS: 1
DIFFICULTY: Moderate
LEARNING OBJECTIVES: IMS.ASWC.19.02.02 - 2.2
NATIONAL STANDARDS: United States - BUSPROG: Analytic
TOPICS: 2.2 Graphical Solution Procedure
KEYWORDS: Bloom's: Understand

10. The point (3, 2) is feasible for the constraint $2x_1 + 6x_2 \leq 30$.
   a. True
   b. False

ANSWER: True
POINTS: 1
DIFFICULTY: Moderate
LEARNING OBJECTIVES: IMS.ASWC.19.02.02 - 2.2
NATIONAL STANDARDS: United States - BUSPROG: Analytic
TOPICS: 2.2 Graphical Solution Procedure
KEYWORDS: Bloom's: Understand

11. No matter what value it has, each objective function line is parallel to every other objective function line in a problem.
   a. True
   b. False

ANSWER: True
POINTS: 1
DIFFICULTY: Easy
LEARNING OBJECTIVES: IMS.ASWC.19.02.02 - 2.2
NATIONAL STANDARDS: United States - BUSPROG: Reflective Thinking
TOPICS: 2.2 Graphical Solution Procedure
KEYWORDS: Bloom's: Understand

12. Constraints limit the degree to which the objective in a linear programming problem is satisfied.
   a. True
   b. False

ANSWER: True
POINTS: 1
DIFFICULTY: Easy
LEARNING OBJECTIVES: IMS.ASWC.19.02.01 - 2.1

© Cengage. Testing Powered by Cognero.

Introduction to Management Science Quantitative Approach 15th edition Anderson Test Bank

NATIONAL STANDARDS: United States - BUSPROG: Reflective Thinking
TOPICS: 2.1 A Simple Maximization Problem
KEYWORDS: Bloom's: Remember

13. Alternative optimal solutions occur when there is no feasible solution to the problem.
    a. True
    b. False

ANSWER: False
POINTS: 1
DIFFICULTY: Easy
LEARNING OBJECTIVES: IMS.ASWC.19.02.06 - 2.6
NATIONAL STANDARDS: United States - BUSPROG: Reflective Thinking
TOPICS: 2.6 Special Cases
KEYWORDS: Bloom's: Understand

14. Because surplus variables represent the amount by which the solution exceeds a minimum target, they are given positive coefficients in the objective function.
    a. True
    b. False

ANSWER: False
POINTS: 1
DIFFICULTY: Moderate
LEARNING OBJECTIVES: IMS.ASWC.19.02.01 - 2.1
NATIONAL STANDARDS: United States - BUSPROG: Reflective Thinking
TOPICS: 2.1 A Simple Maximization Problem
KEYWORDS: Bloom's: Understand

15. A redundant constraint cannot be removed from the problem without affecting the feasible region.
    a. True
    b. False

ANSWER: False
POINTS: 1
DIFFICULTY: Easy
LEARNING OBJECTIVES: IMS.ASWC.19.02.02 - 2.2
NATIONAL STANDARDS: United States - BUSPROG: Reflective Thinking
TOPICS: 2.2 Graphical Solution Procedure
KEYWORDS: Bloom's: Understand

16. The constraint $5x_1 - 2x_2 \leq 0$ passes through the point (20, 50).
    a. True
    b. False

ANSWER: True
POINTS: 1
DIFFICULTY: Moderate

Introduction to Management Science Quantitative Approach 15th edition Anderson Test Bank

LEARNING OBJECTIVES: IMS.ASWC.19.02.02 - 2.2
NATIONAL STANDARDS: United States - BUSPROG: Reflective Thinking
TOPICS: 2.2 Graphical Solution Procedure
KEYWORDS: Bloom's: Understand

17. At a problem's optimal solution, a redundant constraint will have zero slack.
    a. True
    b. False

ANSWER: False
POINTS: 1
DIFFICULTY: Easy
LEARNING OBJECTIVES: IMS.ASWC.19.02.02 - 2.2
NATIONAL STANDARDS: United States - BUSPROG: Reflective Thinking
TOPICS: 2.2 Graphical Solution Procedure
KEYWORDS: Blooms: Understand

18. If a constraint is redundant, it can be removed from the problem without affecting the feasible region.
    a. True
    b. False

ANSWER: True
POINTS: 1
DIFFICULTY: Easy
LEARNING OBJECTIVES: IMS.ASWC.19.02.02 - 2.2
NATIONAL STANDARDS: United States - BUSPROG: Reflective Thinking
TOPICS: 2.2 Graphical Solution Procedure
KEYWORDS: Bloom's: Understand

19. For a minimization problem, the solution is considered to be unbounded if the value may be made infinitely small.
    a. True
    b. False

ANSWER: True
POINTS: 1
DIFFICULTY: Easy
LEARNING OBJECTIVES: IMS.ASWC.19.02.06 - 2.6
NATIONAL STANDARDS: United States - BUSPROG: Reflective Thinking
TOPICS: 2.6 Special Cases
KEYWORDS: Bloom's: Remember

Multiple Choice

20. The maximization or minimization of a desired quantity is the
    a. goal of management science.
    b. decision for decision analysis.
    c. constraint of operations research.
    d. objective of linear programming.

Introduction to Management Science Quantitative Approach 15th edition Anderson Test Bank

ANSWER: d
POINTS: 1
DIFFICULTY: Easy
LEARNING OBJECTIVES: IMS.ASWC.19.02.01 - 2.1
NATIONAL STANDARDS: United States - BUSPROG: Reflective Thinking
TOPICS: 2.1 A Simple Maximization Problem
KEYWORDS: Bloom's: Remember

21. Decision variables
    a. are values that are used to determine how much or how many of something to produce, invest, etc.
    b. represent the values of the constraints.
    c. are values that measure the objective function.
    d. must be unique for each constraint.

ANSWER: a
POINTS: 1
DIFFICULTY: Easy
LEARNING OBJECTIVES: IMS.ASWC.19.02.01 - 2.1
NATIONAL STANDARDS: United States - BUSPROG: Reflective Thinking
TOPICS: 2.1 A Simple Maximization Problem
KEYWORDS: Bloom's: Understand

22. Which of the following is a valid objective function for a linear programming problem?
    a. Min 8xy
    b. Min 4x + 3y + (1/2)z
    c. Min $5x^2 + 6y^2$
    d. Max $(x_1 + x_2)/x_3$

ANSWER: b
POINTS: 1
DIFFICULTY: Easy
LEARNING OBJECTIVES: IMS.ASWC.19.02.01 - 2.1
NATIONAL STANDARDS: United States - BUSPROG: Reflective Thinking
TOPICS: 2.1 A Simple Maximization Problem
KEYWORDS: Bloom's: Understand

23. Which of the following statements is NOT true?
    a. A feasible solution satisfies all constraints.
    b. An optimal solution satisfies all constraints.
    c. An infeasible solution violates all constraints.
    d. A feasible solution point does not have to lie on the boundary of the feasible region.

ANSWER: c
POINTS: 1
DIFFICULTY: Easy
LEARNING OBJECTIVES: IMS.ASWC.19.02.02 - 2.2

© Cengage. Testing Powered by Cognero.

Introduction to Management Science Quantitative Approach 15th edition Anderson Test Bank

NATIONAL STANDARDS: United States - BUSPROG: Reflective Thinking
TOPICS: 2.2 Graphical Solution Procedure
KEYWORDS: Bloom's: Understand

24. When no solution to the linear programming problem satisfies all the constraints, including the nonnegativity conditions, it is considered
    a. optimal.
    b. feasible.
    c. infeasible.
    d. semifeasible.

ANSWER: c
POINTS: 1
DIFFICULTY: Moderate
LEARNING OBJECTIVES: IMS.ASWC.19.02.06 - 2.6
NATIONAL STANDARDS: United States - BUSPROG: Reflective Thinking
TOPICS: 2.6 Special Cases
KEYWORDS: Bloom's: Understand

25. The amount by which the left side of a less-than-or-equal-to constraint is smaller than the right side
    a. is known as a surplus.
    b. is known as slack.
    c. is optimized for the linear programming problem.
    d. exists for each variable in a linear programming problem.

ANSWER: b
POINTS: 1
DIFFICULTY: Easy
LEARNING OBJECTIVES: IMS.ASWC.19.02.02 - 2.2
NATIONAL STANDARDS: United States - BUSPROG: Reflective Thinking
TOPICS: 2.2 Graphical Solution Procedure
KEYWORDS: Bloom's: Understand

26. To find the optimal solution to a linear programming problem using the graphical method,
    a. find the feasible point that is the farthest away from the origin.
    b. find the feasible point that is at the highest location.
    c. find the feasible point that is closest to the origin.
    d. None of these are correct.

ANSWER: d
POINTS: 1
DIFFICULTY: Easy
LEARNING OBJECTIVES: IMS.ASWC.19.02.03 - 2.3
NATIONAL STANDARDS: United States - BUSPROG: Reflective Thinking
TOPICS: 2.3 Extreme Points and the Optimal Solution
KEYWORDS: Blooms: Understand

© Cengage. Testing Powered by Cognero.

Introduction to Management Science Quantitative Approach 15th edition Anderson Test Bank

27. Which of the following special cases does NOT require reformulation of the problem in order to obtain a solution?
    a. alternative optimality
    b. infeasibility
    c. unboundedness
    d. Each case requires a reformulation.

ANSWER: a
POINTS: 1
DIFFICULTY: Moderate
LEARNING OBJECTIVES: IMS.ASWC.19.02.06 - 2.6
NATIONAL STANDARDS: United States - BUSPROG: Reflective Thinking
TOPICS: 2.6 Special Cases
KEYWORDS: Bloom's: Understand

28. Infeasibility means that the number of solutions to the linear programming models that satisfies all constraints is
    a. at least 1.
    b. 0.
    c. an infinite number.
    d. at least 2.

ANSWER: b
POINTS: 1
DIFFICULTY: Easy
LEARNING OBJECTIVES: IMS.ASWC.19.02.06 - 2.6
NATIONAL STANDARDS: United States - BUSPROG: Reflective Thinking
TOPICS: 2.6 Special Cases
KEYWORDS: Bloom's: Remember

29. A constraint that does NOT affect the feasible region of the solution is a
    a. nonnegativity constraint.
    b. redundant constraint.
    c. standard constraint.
    d. slack constraint.

ANSWER: b
POINTS: 1
DIFFICULTY: Easy
LEARNING OBJECTIVES: IMS.ASWC.19.02.02 - 2.2
NATIONAL STANDARDS: United States - BUSPROG: Reflective Thinking
TOPICS: 2.2 Graphical Solution Procedure
KEYWORDS: Bloom's: Remember

30. Whenever all the constraints in a linear program are expressed as equalities, the linear program is said to be written in
    a. standard form.
    b. bounded form.
    c. feasible form.
    d. alternative form.

Introduction to Management Science Quantitative Approach 15th edition Anderson Test Bank

ANSWER: a
POINTS: 1
DIFFICULTY: Easy
LEARNING OBJECTIVES: IMS.ASWC.19.02.02 - 2.2
NATIONAL STANDARDS: United States - BUSPROG: Reflective Thinking
TOPICS: 2.2 Graphical Solution Procedure
KEYWORDS: Bloom's: Remember

31. All of the following statements about a redundant constraint are correct EXCEPT
    a. a redundant constraint does not affect the optimal solution.
    b. a redundant constraint does not affect the feasible region.
    c. recognizing a redundant constraint is easy with the graphical solution method.
    d. at the optimal solution, a redundant constraint will have zero slack.

ANSWER: d
POINTS: 1
DIFFICULTY: Moderate
LEARNING OBJECTIVES: IMS.ASWC.19.02.02 - 2.2
NATIONAL STANDARDS: United States - BUSPROG: Reflective Thinking
TOPICS: 2.2 Graphical Solution Procedure
KEYWORDS: Bloom's: Understand

32. All linear programming problems have all of the following properties EXCEPT
    a. a linear objective function that is to be maximized or minimized.
    b. a set of linear constraints.
    c. alternative optimal solutions.
    d. variables that are all restricted to nonnegative values.

ANSWER: c
POINTS: 1
DIFFICULTY: Moderate
LEARNING OBJECTIVES: IMS.ASWC.19.02.01 - 2.1
NATIONAL STANDARDS: United States - BUSPROG: Reflective Thinking
TOPICS: 2.1 A Simple Maximization Problem
KEYWORDS: Bloom's: Understand

33. If there is a maximum of 4,000 hours of labor available per month and 300 ping-pong balls (x_1) or 125 wiffle balls (x_2) can be produced per hour of labor, which of the following constraints reflects this situation?
    a. $300x_1 + 125x_2 \geq 4{,}000$
    b. $300x_1 + 125x_2 \leq 4{,}000$
    c. $425(x_1 + x_2) \leq 4{,}000$
    d. $300x_1 + 125x_2 = 4{,}000$

ANSWER: b
POINTS: 1
DIFFICULTY: Moderate

Introduction to Management Science Quantitative Approach 15th edition Anderson Test Bank

LEARNING OBJECTIVES: IMS.ASWC.19.02.01 - 2.1
NATIONAL STANDARDS: United States - BUSPROG: Reflective Thinking
TOPICS: 2.1 A Simple Maximization Problem
KEYWORDS: Bloom's: Apply

34. In which part(s) of a linear programming formulation would the decision variables be stated?
    a. objective function and the left-hand side of each constraint
    b. objective function and the right-hand side of each constraint
    c. the left-hand side of each constraint only
    d. the objective function only

ANSWER: a
POINTS: 1
DIFFICULTY: Easy
LEARNING OBJECTIVES: IMS.ASWC.19.02.01 - 2.1
NATIONAL STANDARDS: United States - BUSPROG: Reflective Thinking
TOPICS: 2.1 A Simple Maximization Problem
KEYWORDS: Bloom's: Understand

35. The three assumptions necessary for a linear programming model to be appropriate include all of the following EXCEPT
    a. proportionality.
    b. additivity.
    c. divisibility.
    d. normality.

ANSWER: d
POINTS: 1
DIFFICULTY: Easy
LEARNING OBJECTIVES: IMS.ASWC.19.02.01 - 2.1
NATIONAL STANDARDS: United States - BUSPROG: Reflective Thinking
TOPICS: 2.1 A Simple Maximization Problem
KEYWORDS: Bloom's: Remember

36. A redundant constraint results in
    a. no change in the optimal solution(s).
    b. an unbounded solution.
    c. no feasible solution.
    d. alternative optimal solutions.

ANSWER: a
POINTS: 1
DIFFICULTY: Easy
LEARNING OBJECTIVES: IMS.ASWC.19.02.02 - 2.2
NATIONAL STANDARDS: United States - BUSPROG: Reflective Thinking
TOPICS: 2.2 Graphical Solution Procedure
KEYWORDS: Bloom's: Remember

© Cengage. Testing Powered by Cognero.

Introduction to Management Science Quantitative Approach 15th edition Anderson Test Bank

37. A variable added to the left-hand side of a less-than-or-equal-to constraint to convert the constraint into an equality is a

a. standard variable.
b. slack variable.
c. surplus variable.
d. nonnegative variable.

ANSWER: b
POINTS: 1
DIFFICULTY: Easy
LEARNING OBJECTIVES: IMS.ASWC.19.02.02 - 2.2
NATIONAL STANDARDS: United States - BUSPROG: Reflective Thinking
TOPICS: 2.2 Graphical Solution Procedure
KEYWORDS: Bloom's: Remember

Subjective Short Answer

38. Solve the following system of simultaneous equations.

$6X + 2Y = 50$
$2X + 4Y = 20$

ANSWER: X = 8, Y =1
POINTS: 1
DIFFICULTY: Moderate
LEARNING OBJECTIVES: IMS.ASWC.19.02.02 - 2.2
NATIONAL STANDARDS: United States - BUSPROG: Analytic
TOPICS: 2.2 Graphical Solution Procedure
KEYWORDS: Bloom's: Apply

39. Solve the following system of simultaneous equations.

$6X + 4Y = 40$
$2X + 3Y = 20$

ANSWER: X = 4, Y = 4
POINTS: 1
DIFFICULTY: Moderate
LEARNING OBJECTIVES: IMS.ASWC.19.02.02 - 2.2
NATIONAL STANDARDS: United States - BUSPROG: Analytic
TOPICS: 2.2 Graphical Solution Procedure
KEYWORDS: Bloom's: Apply

40. Consider the following linear programming problem:

$$\begin{aligned} \text{Max} \quad & 8X + 7Y \\ \text{s.t.} \quad & 15X + 5Y \leq 75 \\ & 10X + 6Y \leq 60 \\ & X + Y \leq 8 \end{aligned}$$

Introduction to Management Science Quantitative Approach 15th edition Anderson Test Bank

$X, Y \geq 0$

a. Use a graph to show each constraint and the feasible region.
b. Identify the optimal solution point on your graph. What are the values of X and Y at the optimal solution?
c. What is the optimal value of the objective function?

ANSWER:

a.

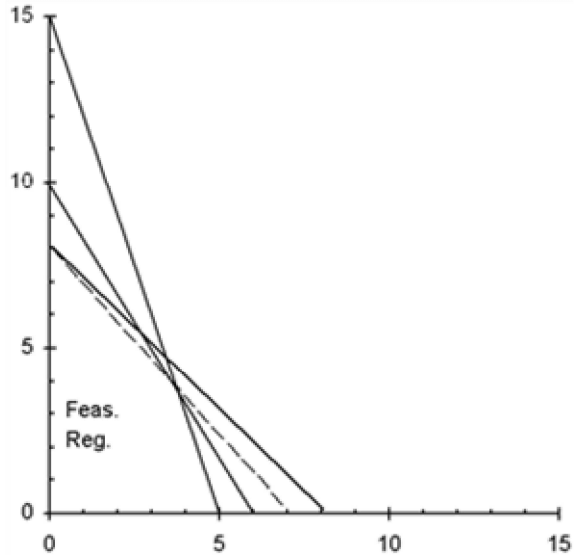

b. The optimal solution occurs at the intersection of constraints 2 and 3. The point is X = 3, Y = 5.
c. The value of the objective function is 59.

POINTS: 1
DIFFICULTY: Challenging
LEARNING OBJECTIVES: IMS.ASWC.19.02.02 - 2.2
NATIONAL STANDARDS: United States - BUSPROG: Analytic
TOPICS: 2.2 Graphical Solution Procedure
KEYWORDS: Bloom's: Apply

41. For the following linear programming problem, determine the optimal solution using the graphical solution method.

$$\begin{aligned} \text{Max} \quad & -X + 2Y \\ \text{s.t.} \quad & 6X - 2Y \leq 3 \\ & -2X + 3Y \leq 6 \\ & X + Y \leq 3 \\ & X, Y \geq 0 \end{aligned}$$

ANSWER: X = 0.6 and Y = 2.4

Introduction to Management Science Quantitative Approach 15th edition Anderson Test Bank

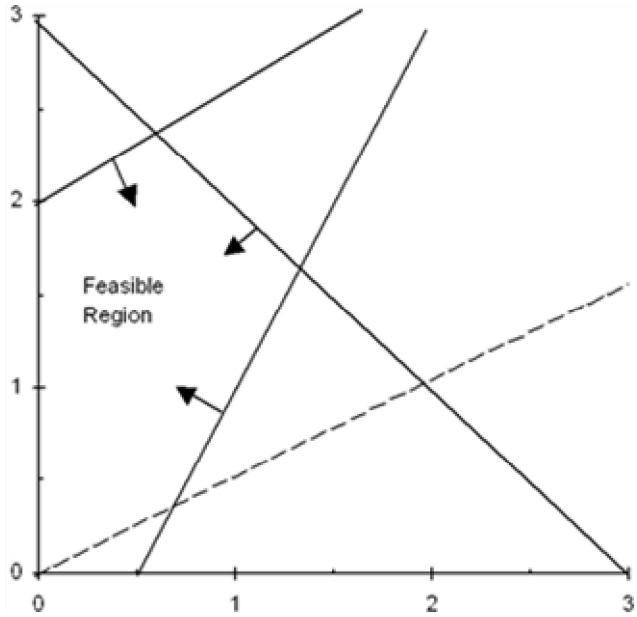

POINTS: 1
DIFFICULTY: Challenging
LEARNING OBJECTIVES: IMS.ASWC.19.02.02 - 2.2
NATIONAL STANDARDS: United States - BUSPROG: Analytic
TOPICS: 2.2 Graphical Solution Procedure
KEYWORDS: Bloom's: Apply

42. Use this graph to answer the questions.

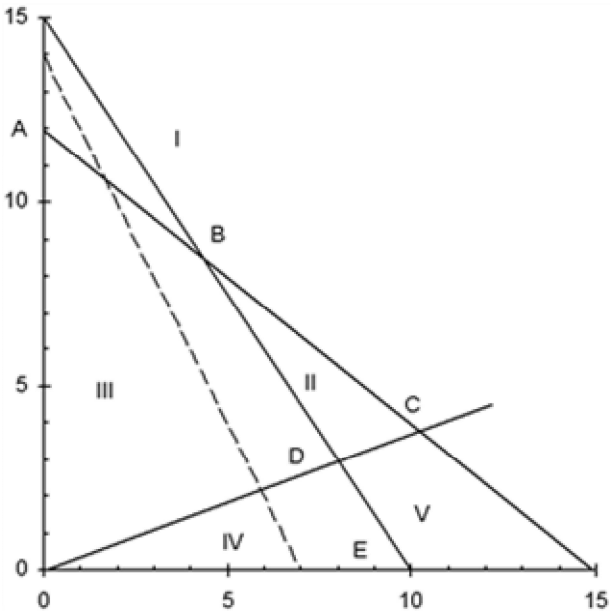

Max $20X + 10Y$
s.t. $12X + 15Y \leq 180$
$15X + 10Y \leq 150$
$3X - 8Y \leq 0$
$X, Y \geq 0$

Introduction to Management Science Quantitative Approach 15th edition Anderson Test Bank

a. Which area (I, II, III, IV, or V) forms the feasible region?
b. Which point (A, B, C, D, or E) is optimal?
c. Which constraints are binding?
d. Which slack variables equal zero?

ANSWER:

a. Area III is the feasible region.
b. Point D is optimal.
c. Constraints 2 and 3 are binding.
d. S_2 and S_3 are equal to 0.

POINTS: 1
DIFFICULTY: Challenging
LEARNING OBJECTIVES: IMS.ASWC.19.02.02 - 2.2
NATIONAL STANDARDS: United States - BUSPROG: Analytic
TOPICS: 2.2 Graphical Solution Procedure
KEYWORDS: Bloom's: Analyze

43. Find the complete optimal solution to this linear programming problem.

$$\begin{aligned} \text{Min} \quad & 5X + 6Y \\ \text{s.t.} \quad & 3X + Y \geq 15 \\ & X + 2Y \geq 12 \\ & 3X + 2Y \geq 24 \\ & X, Y \geq 0 \end{aligned}$$

ANSWER:

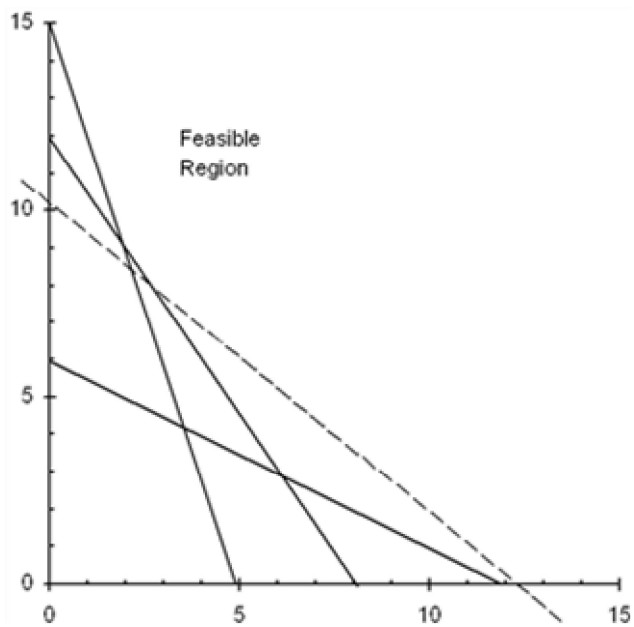

The complete optimal solution is $X = 6, Y = 3, Z = 48, S_1 = 6, S_2 = 0, S_3 = 0$

POINTS: 1
DIFFICULTY: Challenging
LEARNING OBJECTIVES: IMS.ASWC.19.02.02 - 2.2
NATIONAL STANDARDS: United States - BUSPROG: Analytic

© Cengage. Testing Powered by Cognero.

Introduction to Management Science Quantitative Approach 15th edition Anderson Test Bank

TOPICS: 2.2 Graphical Solution Procedure
KEYWORDS: Bloom's: Apply

44. Find the complete optimal solution to this linear programming problem.

Max $5X + 3Y$
s.t. $2X + 3Y \leq 30$
$2X + 5Y \leq 40$
$6X - 5Y \leq 0$
$X, Y \geq 0$

ANSWER:

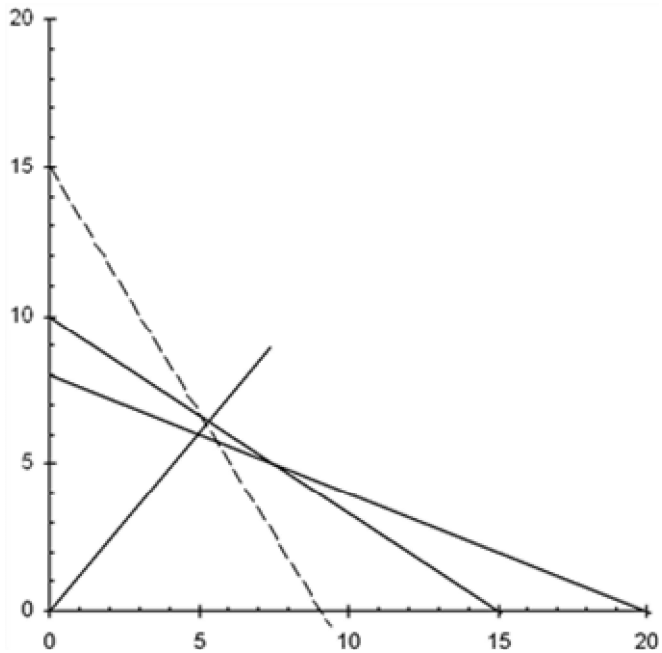

The complete optimal solution is $X = 15, Y = 0, Z = 75, S_1 = 0, S_2 = 10, S_3 = 90$

POINTS: 1
DIFFICULTY: Challenging
LEARNING OBJECTIVES: IMS.ASWC.19.02.02 - 2.2
NATIONAL STANDARDS: United States - BUSPROG: Analytic
TOPICS: 2.2 Graphical Solution Procedure
KEYWORDS: Bloom's: Analyze

45. Find the complete optimal solution to this linear programming problem.

Max $2X + 3Y$
s.t. $4X + 9Y \leq 72$
$10X + 11Y \leq 110$
$17X + 9Y \leq 153$
$X, Y \geq 0$

ANSWER:

Introduction to Management Science Quantitative Approach 15th edition Anderson Test Bank

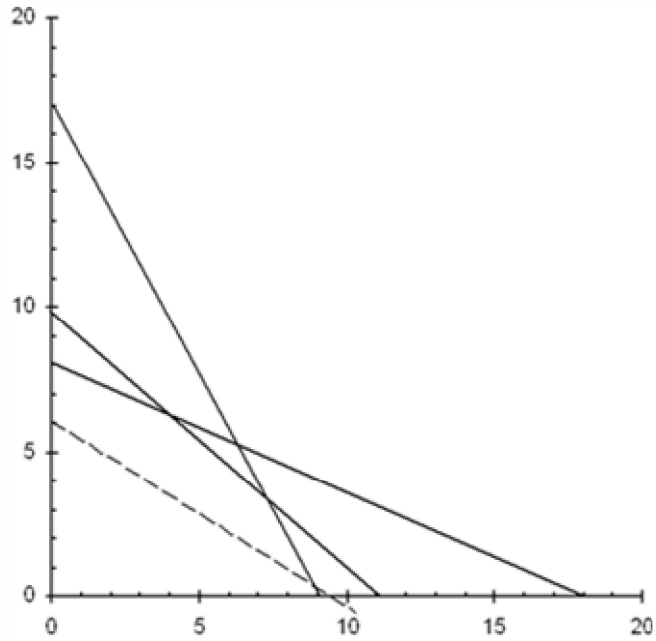

The complete optimal solution is X = 4.304, Y = 6.087, Z = 26.87, $S_1 = 0$, $S_2 = 0$, $S_3 = 25.043$

POINTS: 1

DIFFICULTY: Challenging

LEARNING OBJECTIVES: IMS.ASWC.19.02.02 - 2.2

NATIONAL STANDARDS: United States - BUSPROG: Analytic

TOPICS: 2.2 Graphical Solution Procedure

KEYWORDS: Bloom's: Analyze

46. Find the complete optimal solution to this linear programming problem.

$$\begin{aligned} \text{Min} \quad & 3X + 3Y \\ \text{s.t.} \quad & 12X + 4Y \geq 48 \\ & 10X + 5Y \geq 50 \\ & 4X + 8Y \geq 32 \\ & X, Y \geq 0 \end{aligned}$$

ANSWER:

Introduction to Management Science Quantitative Approach 15th edition Anderson Test Bank

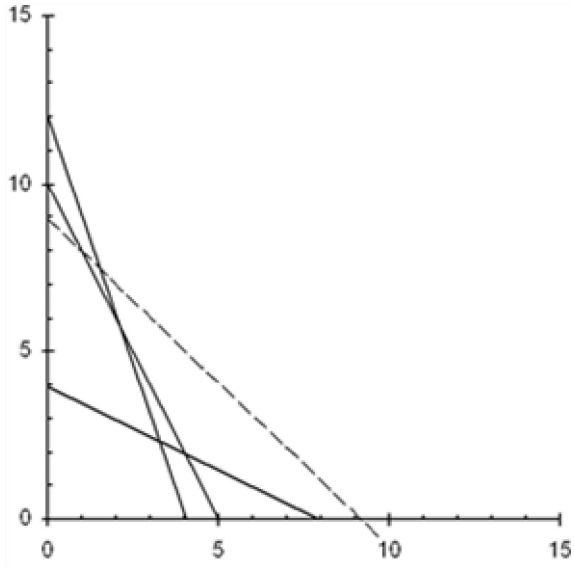

The complete optimal solution is $X = 4, Y = 2, Z = 18, S_1 = 8, S_2 = 0, S_3 = 0$

POINTS: 1

DIFFICULTY: Challenging

LEARNING OBJECTIVES: IMS.ASWC.19.02.02 - 2.2

NATIONAL STANDARDS: United States - BUSPROG: Analytic

TOPICS: 2.2 Graphical Solution Procedure

KEYWORDS: Bloom's: Analyze

47. For the following linear programming problem, determine the optimal solution using the graphical solution method. Are any of the constraints redundant? If yes, identify the constraint that is redundant.

$$\begin{aligned} \text{Max} \quad & X + 2Y \\ \text{s.t.} \quad & X + Y \leq 3 \\ & X - 2Y \geq 0 \\ & Y \leq 1 \\ & X, Y \geq 0 \end{aligned}$$

ANSWER: $X = 2$ and $Y = 1$ Yes, there is a redundant constraint; $Y \leq 1$

Introduction to Management Science Quantitative Approach 15th edition Anderson Test Bank

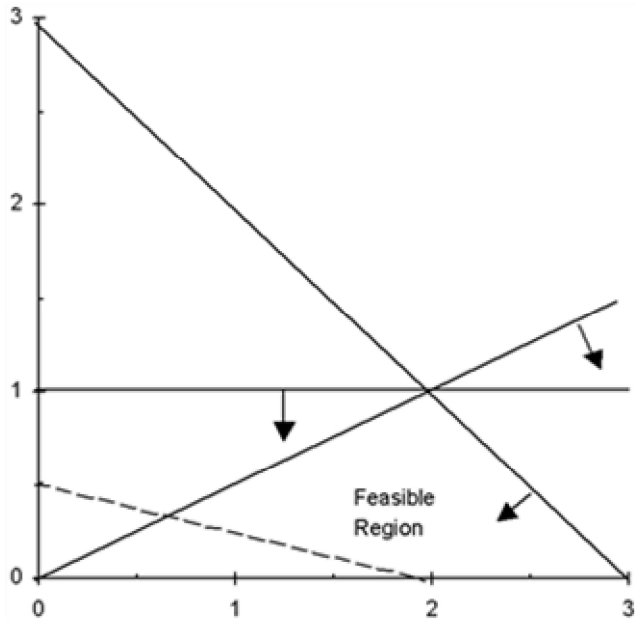

POINTS: 1
DIFFICULTY: Challenging
LEARNING OBJECTIVES: IMS.ASWC.19.02.02 - 2.2
NATIONAL STANDARDS: United States - BUSPROG: Analytic
TOPICS: 2.2 Graphical Solution Procedure
KEYWORDS: Bloom's: Analyze

48. Maxwell Manufacturing makes two models of felt-tip marking pens. Requirements for each lot of pens are given below.

	Fliptop Model	Tiptop Model	Available
Plastic	3	4	36
Ink assembly	5	4	40
Molding time	5	2	30

The profit for either model is $1000 per lot.
a. What is the linear programming model for this problem?
b. Find the optimal solution.
c. Will there be excess capacity in any resource?

ANSWER:

a. Let F = number of lots of Fliptop pens to produce
T = number of lots of Tiptop pens to produce

$$\begin{aligned} \text{Max} \quad & 1000F + 1000T \\ \text{s.t.} \quad & 3F + 4T \leq 36 \\ & 5F + 4T \leq 40 \\ & 5F + 2T \leq 30 \\ & F, T \geq 0 \end{aligned}$$

Introduction to Management Science Quantitative Approach 15th edition Anderson Test Bank

b.

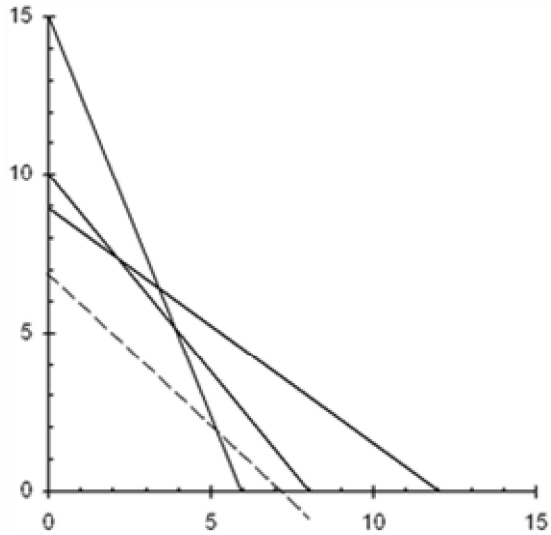

The complete optimal solution is F = 2, T = 7.5, Z = 9500, $S_1 = 0$, $S_2 = 0$, $S_3 = 5$

c. There is an excess of 5 units of molding time available.

POINTS: 1

DIFFICULTY: Challenging

LEARNING OBJECTIVES: IMS.ASWC.19.02.01 - 2.1
IMS.ASWC.19.02.02 - 2.2

NATIONAL STANDARDS: United States - BUSPROG: Analytic

TOPICS: 2.1 A Simple Maximization Problem
2.2 Graphical Solution Procedure

KEYWORDS: Bloom's: Analyze

49. The Sanders Garden Shop mixes two types of grass seed into a blend. Each type of grass has been rated (per pound) according to its shade tolerance, ability to stand up to traffic, and drought resistance, as shown in the table. Type A seed costs $1 and Type B seed costs $2.

	Type A	Type B
Shade tolerance	1	1
Traffic resistance	2	1
Drought resistance	2	5

a. If the blend needs to score at least 300 points for shade tolerance, 400 points for traffic resistance, and 750 points for drought resistance, how many pounds of each seed should be in the blend?
b. Which targets will be exceeded?
c. How much will the blend cost?

ANSWER: a. Let A = pounds of Type A seed in the blend
B = pounds of Type B seed in the blend

Min $1A + 2B$
s.t. $1A + 1B \geq 300$
$2A + 1B \geq 400$
$2A + 5B \geq 750$
$A, B \geq 0$

Introduction to Management Science Quantitative Approach 15th edition Anderson Test Bank

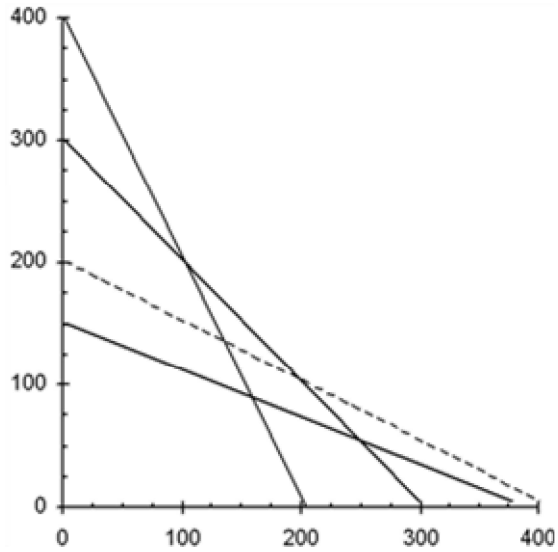

The optimal solution is at A = 250, B = 50.
b. Constraint 2 has a surplus value of 150.
c. The cost is 350.

POINTS: 1

DIFFICULTY: Challenging

LEARNING OBJECTIVES: IMS.ASWC.19.02.01 - 2.1
IMS.ASWC.19.02.02 - 2.2

NATIONAL STANDARDS: United States - BUSPROG: Analytic

TOPICS: 2.2 Graphical Solution Procedure
2.1 A Simple Maximization Problem

KEYWORDS: Bloom's: Analyze

50. Muir Manufacturing produces two popular grades of commercial carpeting among its many other products. In the coming production period, Muir needs to decide how many rolls of each grade should be produced in order to maximize profit. Each roll of Grade X carpet uses 50 units of synthetic fiber, requires 25 hours of production time, and needs 20 units of foam backing. Each roll of Grade Y carpet uses 40 units of synthetic fiber, requires 28 hours of production time, and needs 15 units of foam backing.

The profit per roll of Grade X carpet is $200, and the profit per roll of Grade Y carpet is $160. In the coming production period, Muir has 3000 units of synthetic fiber available for use. Workers have been scheduled to provide at least 1800 hours of production time (overtime is a possibility). The company has 1500 units of foam backing available for use.

Develop and solve a linear programming model for this problem.

ANSWER: Let X = number of rolls of Grade X carpet to make
Y = number of rolls of Grade Y carpet to make

Max $200X + 160Y$

s.t. $50X + 40Y \leq 3000$
$25X + 28Y \geq 1800$
$20X + 15Y \leq 1500$
$X, Y \geq 0$

Introduction to Management Science Quantitative Approach 15th edition Anderson Test Bank

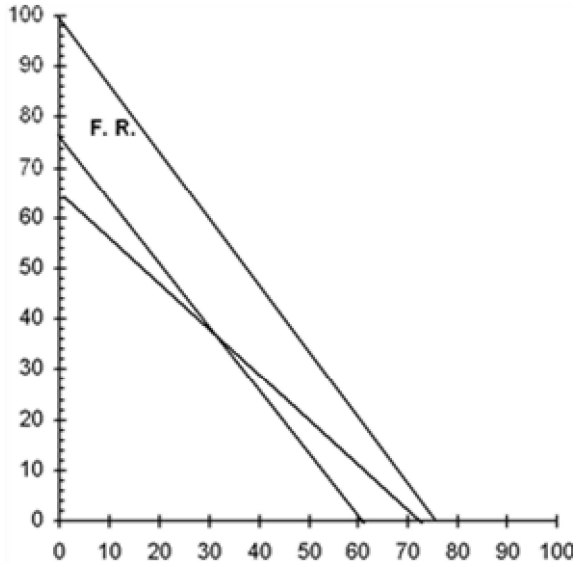

The complete optimal solution is X = 30, Y = 37.5, Z = 12,000, $S_1 = 0$, $S_2 = 0$, $S_3 = 337.5$

POINTS: 1

DIFFICULTY: Challenging

LEARNING OBJECTIVES: IMS.ASWC.19.02.01 - 2.1
IMS.ASWC.19.02.02 - 2.2

NATIONAL STANDARDS: United States - BUSPROG: Analytic

TOPICS: 2.2 Graphical Solution Procedure
2.1 A Simple Maximization Problem

KEYWORDS: Bloom's: Analyze

51. Does the following linear programming problem exhibit infeasibility, unboundedness, or alternative optimal solutions? Explain.

$$\begin{aligned} \text{Min} \quad & 3X + 3Y \\ \text{s.t.} \quad & 1X + 2Y \leq 16 \\ & 1X + 1Y \leq 10 \\ & 5X + 3Y \leq 45 \\ & X, Y \geq 0 \end{aligned}$$

ANSWER: The problem has alternative optimal solutions.

© Cengage. Testing Powered by Cognero.

Introduction to Management Science Quantitative Approach 15th edition Anderson Test Bank

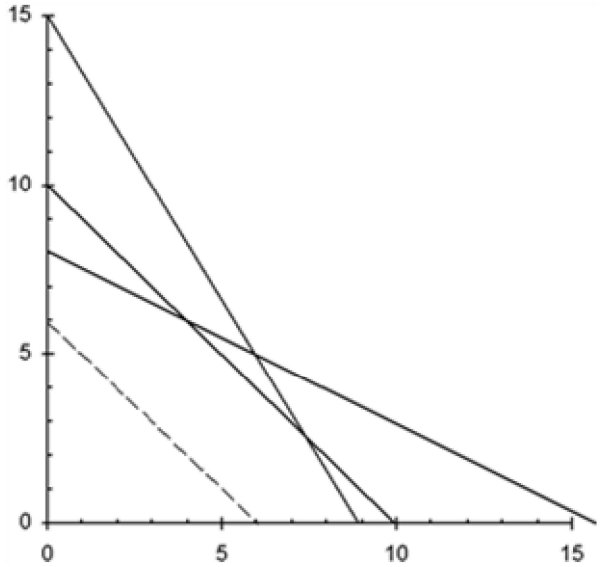

POINTS: 1
DIFFICULTY: Challenging
LEARNING OBJECTIVES: IMS.ASWC.19.02.06 - 2.6
NATIONAL STANDARDS: United States - BUSPROG: Analytic
TOPICS: 2.6 Special Cases
KEYWORDS: Bloom's: Analyze

52. Does the following linear programming problem exhibit infeasibility, unboundedness, or alternative optimal solutions? Explain.

Min $1X + 1Y$
s.t. $5X + 3Y \leq 30$
$3X + 4Y \geq 36$
$Y \leq 7$
$X, Y \geq 0$

ANSWER: The problem is infeasible.

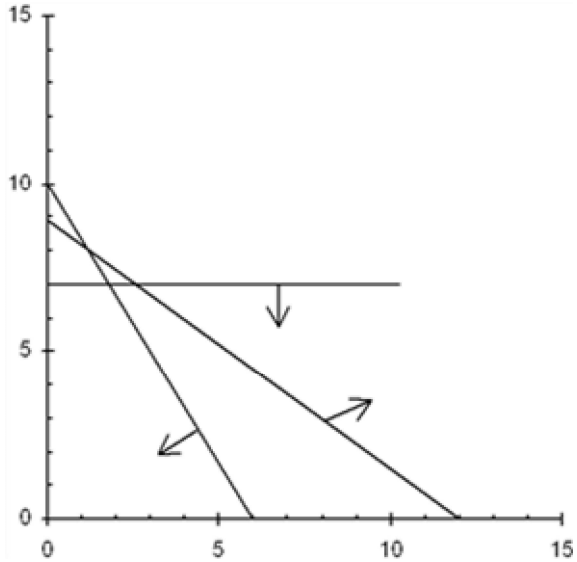

POINTS: 1
DIFFICULTY: Challenging

Introduction to Management Science Quantitative Approach 15th edition Anderson Test Bank

LEARNING OBJECTIVES: IMS.ASWC.19.02.06 - 2.6
NATIONAL STANDARDS: United States - BUSPROG: Analytic
TOPICS: 2.6 Special Cases
KEYWORDS: Bloom's: Analyze

53. A businessman is considering opening a small specialized trucking firm. To make the firm profitable, it must have a daily trucking capacity of at least 84,000 cubic feet. Two types of trucks are appropriate for the specialized operation. Their characteristics and costs are summarized in the table below. Note that truck two requires three drivers for long haul trips. There are 41 potential drivers available, and there are facilities for at most 40 trucks. The businessman's objective is to minimize the total cost outlay for trucks.

Truck	Cost	Capacity (cu. ft.)	Drivers Needed
Small	$18,000	2,400	1
Large	$45,000	6,000	3

Solve the problem graphically and note that there are alternative optimal solutions.
a. Which optimal solution uses only one type of truck?
b. Which optimal solution utilizes the minimum total number of trucks?
c. Which optimal solution uses the same number of small and large trucks?

ANSWER:
a. 35 small, 0 large
b. 5 small, 12 large
c. 10 small, 10 large

POINTS: 1
DIFFICULTY: Challenging
LEARNING OBJECTIVES: IMS.ASWC.19.02.06 - 2.6
NATIONAL STANDARDS: United States - BUSPROG: Analytic
TOPICS: 2.6 Special Cases
KEYWORDS: Bloom's: Analyze

54. Consider the following linear program:

$$\begin{aligned} \text{Max} \quad & 60X + 43Y \\ \text{s.t.} \quad & X + 3Y \geq 9 \\ & 6X - 2Y = 12 \\ & X + 2Y \leq 10 \\ & X, Y \geq 0 \end{aligned}$$

a. Write the problem in standard form.
b. What is the feasible region for the problem?
c. Show that regardless of the values of the actual objective function coefficients, the optimal solution will occur at one of two points. Solve for these points and then determine which one maximizes the current objective function.

ANSWER:
a.
$$\begin{aligned} \text{Max} \quad & 60X + 43Y \\ \text{s.t.} \quad & X + 3Y - S_1 = 9 \\ & 6X - 2Y = 12 \\ & X + 2Y + S_3 = 10 \\ & X, Y, S_1, S_3 \geq 0 \end{aligned}$$

Introduction to Management Science Quantitative Approach 15th edition Anderson Test Bank

b. Line segment of $6X - 2Y = 12$ between (22/7, 24/7) and (27/10, 21/10).
c. Extreme points: (22/7, 24/7) and (27/10, 21/10). First one is optimal, giving $Z = 336$.

POINTS: 1
DIFFICULTY: Challenging
LEARNING OBJECTIVES: IMS.ASWC.19.02.03 - 2.3
NATIONAL STANDARDS: United States - BUSPROG: Analytic
TOPICS: 2.3 Extreme Points and the Optimal Solution
KEYWORDS: Bloom's: Analyze

55. Solve the following linear program graphically.

$$\begin{aligned} \text{Max} \quad & 5X + 7Y \\ \text{s.t.} \quad & X \leq 6 \\ & 2X + 3Y \leq 19 \\ & X + Y \leq 8 \\ & X, Y \geq 0 \end{aligned}$$

ANSWER: From the graph below, we see that the optimal solution occurs at $X = 5$, $Y = 3$, and $Z = 46$.

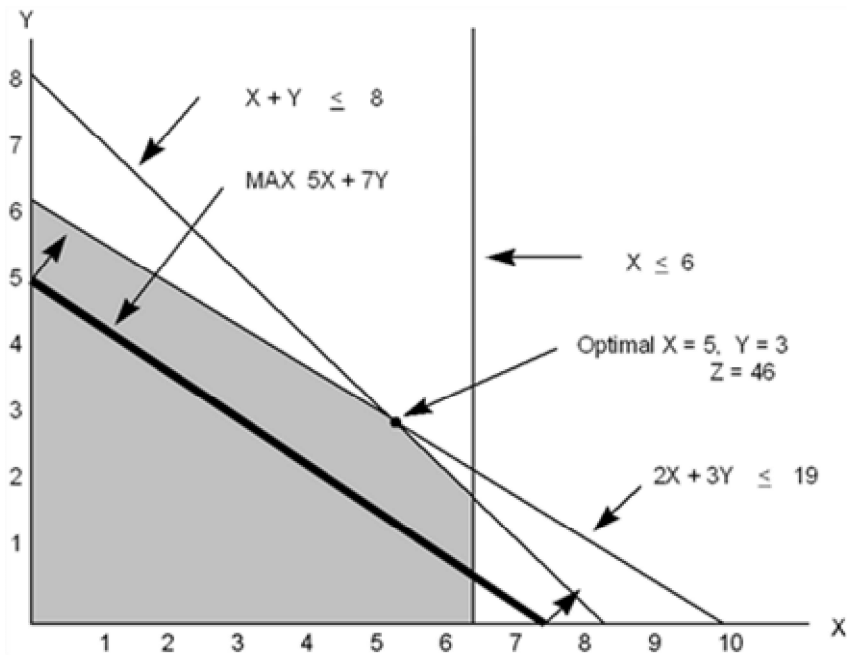

POINTS: 1
DIFFICULTY: Challenging
LEARNING OBJECTIVES: IMS.ASWC.19.02.02 - 2.2
NATIONAL STANDARDS: United States - BUSPROG: Analytic
TOPICS: 2.2 Graphical Solution Procedure
KEYWORDS: Bloom's: Analyze

56. Solve the following linear program graphically. How many extreme points exist for this problem?

$$\begin{aligned} \text{Min} \quad & 150X + 210Y \\ \text{s.t.} \quad & 3.8X + 1.2Y \geq 22.8 \\ & Y \geq 6 \\ & Y \leq 15 \end{aligned}$$

Introduction to Management Science Quantitative Approach 15th edition Anderson Test Bank

$$45X + 30Y = 630$$
$$X, Y \geq 0$$

ANSWER: Two extreme points exist (points A and B below). The optimal solution is X = 10, Y = 6, and Z = 2760 (point B).

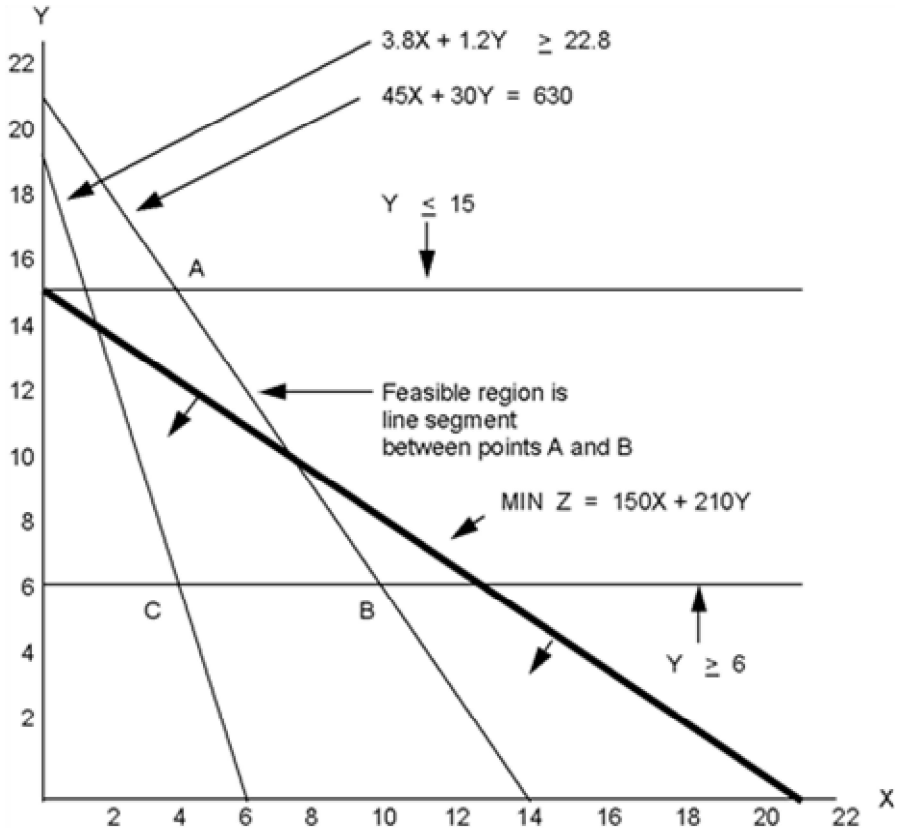

POINTS: 1

DIFFICULTY: Challenging

LEARNING OBJECTIVES: IMS.ASWC.19.02.02 - 2.2
IMS.ASWC.19.02.03 - 2.3

NATIONAL STANDARDS: United States - BUSPROG: Analytic

TOPICS: 2.2 Graphical Solution Procedure
2.3 Extreme Points and the Optimal Solution

KEYWORDS: Bloom's: Analyze

57. Solve the following linear program graphically.

$$\begin{aligned} \text{Max} \quad & 4X + 5Y \\ \text{s.t.} \quad & X + 3Y \leq 22 \\ & -X + Y \leq 4 \\ & Y \leq 6 \\ & 2X - 5Y \leq 0 \\ & X, Y \geq 0 \end{aligned}$$

ANSWER: Two extreme points exist (points A and B below). The optimal solution is X = 10, Y = 6, and Z = 2760 (point B).

Introduction to Management Science Quantitative Approach 15th edition Anderson Test Bank

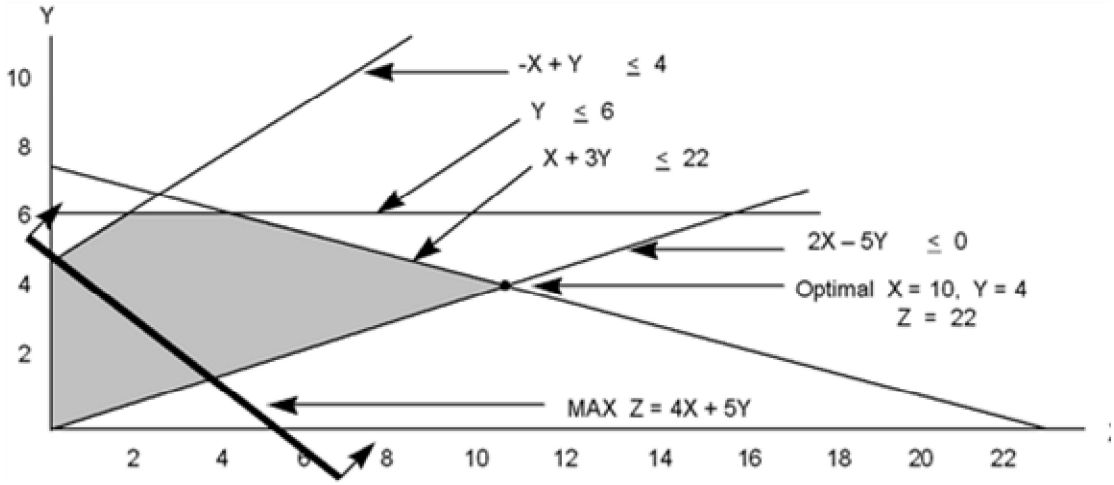

POINTS: 1

DIFFICULTY: Challenging

LEARNING OBJECTIVES: IMS.ASWC.19.02.02 - 2.2
IMS.ASWC.19.02.03 - 2.3

NATIONAL STANDARDS: United States - BUSPROG: Analytic

TOPICS: 2.2 Graphical Solution Procedure
2.3 Extreme Points and the Optimal Solution

KEYWORDS: Bloom's: Analyze

© Cengage. Testing Powered by Cognero.

Introduction to Management Science Quantitative Approach 15th edition Anderson Test Bank