Accounting Information Systems 10th edition Hall Solutions Manual

SKU: 9781337619202-SOLUTIONS

CHAPTER 2
INTRODUCTION TO TRANSACTION PROCESSING

REVIEW QUESTIONS

1. The expenditure cycle, conversion cycle, and revenue cycle.

2. Purchases/accounts payable system, cash disbursements system, fixed assets system, and payroll system.

3. The physical component includes the acquisition of goods, while the financial component includes the recognition of a liability owed to the supplier and the transfer of the payment to the supplier.

4. Production system and cost accounting system.

5. Sales order processing system and cash receipts system.

6. Source documents, product documents, and turnaround documents.

7. Special journals and the general journal.

8. A general journal is used to record nonrecurring and infrequent transactions. Oftentimes, general journals are replaced with a journal voucher system. The journal voucher is used to record a single nonrecurring and infrequent transaction, and it is used as a special source document for the transaction. The total of journal vouchers processed is equivalent to the general journal.

9. General ledger and subsidiary ledger.

10. A trail that allows the auditor to begin with a summary total found on the financial statements and track it back to the individual transactions that make up this total. Conversely, an auditor should be able to track transactions to their final impact

on the financial statements.

11. The confirmation process entails selecting customers and contacting them to determine whether the transactions recorded in the financial statements actually took place and are valid.

12. Master files, transaction files, reference files, and archive files.

13. Master files correspond to general ledger accounts and subsidiary ledgers. Examples include accounts receivable and customer subsidiary accounts, accounts payable and vendor subsidiary accounts, inventory, etc. Transaction files correspond to general and special journals. Examples include the general journal, sales journals, cash receipts journals, payroll journals, etc. Reference files include lists of vendors, delinquent customers, tax tables, sales tax rates, discount rates, lists of customers granted specific discounts, etc. Archive files are typically composed of records that have been processed but are retained for their history. Examples include payroll transactions, sales transactions, etc.

14. The digital audit trail, like the paper trail, allows us to trace transactions from the financial statement balance back to the actual transaction so we may: (1) compare balances, (2) perform reconciliations, (3) select and trace samples of entries, and (4) identify, pull, and verify specific transactions.

15. Cardinality reflects normal business rules as well as organizational policy. For instance, the 1:1 cardinality in the first example in Figure 2-16 suggests that each salesperson in the organization is assigned one automobile. If instead the organization's policy were to assign a single automobile to one or more salespeople

that share it, this policy would be reflected by a 1:M relationship.

16. Entity relationship diagrams represent the relationship between entities (resources, events, and agents) in a system. Dataflow diagrams represent the logical elements (i.e. what is being done) of a system by illustrating processes, data sources, data flows, and entities. System flowcharts represent the physical elements being used (i.e., how the tasks are being conducted) by illustrating the relationship between input sources, program, and output products. System flowcharts can also represent both the logical and physical elements of manual systems and also illustrate the preparation and handling of documents.

17. Cardinality refers to the numerical mapping between entity instances, and it is a matter of organization policy. The relationship can be one-to-one, one-to-many, or many-to-many.

18. An entity relationship (ER) diagram is a documentation technique used to represent the relationship between entities. One common use for ER diagrams is to model an organization's database, which we examine in detail in Chapter 9.

19. Entities are physical resources (automobiles, cash, or inventory), events (ordering inventory, receiving cash, shipping goods), and agents (salesperson, customer, or vendor) about which the organization wishes to capture data.

20. Batch processing occurs when similar transactions are accumulated over time and processed together. Real-time processing captures each event or transaction and processes it before engaging in another transaction. If transactions are independent of one another, such as the processing of daily cash receipts, then

batch processing is appropriate. If transactions are dependent on one another, such as credit sales, ticket sales, etc., then real-time processing is more appropriate.

21. A flat-file model is one in which individual data files are not related to other files. End users in this environment own their data files rather than share them with other users. Data processing is thus performed by standalone applications rather than integrated systems.

22. No. A DFD shows which tasks are being performed, but not who performs them. It depicts the logical system.

23. Yes, A flowchart depicts the physical system and illustrates what type of and where a task is performed and who is performing it.

24. A single transaction may affect several different accounts. Some of these accounts, however, may not need to be updated in real time. In fact, the task of doing so takes time which, when multiplied by hundreds or thousands of transactions, can cause significant processing delays. Batch processing of non-critical accounts, however, improves operational efficiency by eliminating unnecessary activities at critical points in the process.

25. When testing an application program, the auditor needs details about its internal logic provided by the program flowchart to design the audit tests.

26. The system flowchart shows the relationship between two computer programs, the files that they use, and the outputs that they produce. However, this level of documentation does not provide the operational details that are sometimes needed. An auditor wishing to assess the correctness of a program's logic cannot do

so from the system flowchart. A program flowchart provides this detail. Every program represented in a system flowchart should have a supporting program flowchart that describes its logic.

27. Three problems associated with data redundancy:

1. Increased data storage since the same data is stored in multiple files
2. Increased data updating since changes must be made to multiple files
3. Possibility of noncurrent data caused by failure to update.

28. Another problem with the flat-file approach is the user's inability to obtain additional information as his or her needs change. This problem is called task-data dependency. The user's information set is constrained by the data that he or she possesses and controls. Users act independently rather than as members of a user community. In such an environment, it is difficult to establish a mechanism for the formal sharing of data. Therefore, new information needs tend to be satisfied by procuring new data files. This takes time, inhibits performance, adds to data redundancy, and drives data management costs even higher.

29. Organizations have overcome some of the problems associated with flat files by implementing the database model to data management. Figure 2-13 illustrates how this approach centralizes the organization's data into a common database that is shared by other users. With the organization's data in a central location, all users have access to the data they need to achieve their respective objectives. Access to the data resource is controlled by a database management system (DBMS).

30. Record layout diagrams are used to reveal the internal structure of the records

that constitute a file or database table. The layout diagram usually shows the name, data type, and length of each attribute (or field) in the record.

31. Updating a master file record involves changing the value of one or more of its variable fields to reflect the effects of a transaction.

32. The DBMS is a special software system that permits users to access authorized data only. The user's application program sends requests for data to the DBMS, which validates and authorizes access to the database in accordance with the user's level of authority. If the user requests data that he or she is not authorized to access, the request is denied.

33. The flat-file approach is a single-view model. Files are structured, formatted, and arranged to suit the specific needs of the owner or primary user of the data. Such structuring, however, may exclude data needed by other users, thus preventing successful integration of data across the organization.

34. Transaction volume is the key factor. Large-scale systems that process high volumes of transactions often use real-time data collection and batch updating. Master file records that are unique to a transaction such as customer accounts and individual inventory records can be updated in real time without causing operational delays. Common accounts should be updated in batch mode. Real-time processing is better suited to systems that process lower transaction volumes and those that do not share common records.

35. In a real-time processing environment, the master files are updated as soon as the transaction is submitted and accepted into the system. Thus, reports are more

accurate in the sense that the information is as current as possible. Faster operational response time to customer requests such as the shipping of an order is another, and very important, benefit. Finally, the reduction of paper and storage space of physical source documents is another benefit.

36. By collecting data in real time, certain transaction errors can be prevented or detected and corrected at their source.

37. Block codes for the general ledger accounts, sequential codes for documents, and group codes for coding transactions.

38.

Sequential codes are appropriate for items in either an ascending or descending sequence, such as the numbering of checks or source documents. An advantage is that during batch processing, any gaps detected in the sequence is a signal that a transaction may be missing. A disadvantage is that the codes carry little, if any, information other than the sequence order. Another disadvantage is that sequential codes are difficult to manage when items need to be added; the sequence needs either to be reordered or the items must be added to the end of the list.

Block codes provide some remedies to sequential codes by restricting each class to a prespecified range. The first digit typically represents a class, whereas the following digits are sequential items which may be spaced in intervals in case of future additions. An example of block coding is a chart of accounts. A disadvantage of block coding is that the information content does not provide much meaning, i.e. an account number only means something if the chart of accounts is known.

Group codes may be used to represent complex items or events involving two or more pieces of related data. The code is comprised of fields which possess specific meaning. The advantages of group codes over sequential and block codes are 1. they facilitate the representation of large amounts of diverse data, 2. they allow complex data structures to be represented in a hierarchical form that is logical and thus more easily remembered by humans, and 3. they permit detailed analysis and reporting both within an item class and across different classes of items. A disadvantage is that the codes may be overused to link classes which do not need to be linked, and thus create a more complex coding system than is necessary.

Alphabetic codes may be used sequentially or in block or group codes. An advantage is that a system which uses alphabetic codes can represent far more situations than a system with numeric codes given a specific field size. Some disadvantages are that sequentially assigned codes mostly have little meaning. Also, humans typically find alphabetic codes more difficult to sort than numeric data.

Lastly, **mnemonic codes** are alphabetic characters in the form of acronyms, abbreviations or other combinations that convey meaning. The meaning aspect is its advantage. A disadvantage of mnemonic codes is that they are limited in their ability to represents items within a class (i.e. names of all of American Express's customers).

DISCUSSION QUESTIONS

1. Cash flows into the firm from sales made to customers. The sales order processing subsystem of the revenue cycle captures the intent of customers to

exchange cash for services or goods manufactured. Typically sales are made on credit. The cash receipts subsystem of the revenue cycle captures the actual receipt of cash. Depending on the credit terms and promptness of payment by the customer, the lag between the sales order processing subsystem and the cash receipts subsystem may be days, weeks, or months.

The cash inflow allows the organization to purchase raw materials, pay workers, and buy capital assets necessary to manufacture the product (or to provide services). The raw materials requirements are determined by the production planning subsystem of the conversion cycle. These requirements trigger orders being placed through the purchases/accounts payable subsystem of the expenditure cycle. For credit sales, the cash is ultimately released once the goods are received (or services are performed) and an invoice has been received. The lag between receiving goods and disbursement of cash may be days or weeks. Cash is also disbursed to employees, typically after services are rendered by the employees. The lag is usually no more than one-half a month for salaried employees and as short as one-half a week for hourly wage earners. The payroll subsystem of the expenditure system captures these disbursements to employees.

2. Initially, the cost accounting system was used for the valuation of inventory and cost of goods sold reported to external users; however, the valuable use of cost accounting data for budgeting, cost control, performance reporting, and management decision making have proved to be crucial internal support.

3. The conversion cycle activities for service and retailing entities include planning the items to purchase or the services to produce, planning the workforce to

accomplish the necessary tasks (extremely crucial in service entities), and directing the workforce in performing the service or selling the good.

4. Yes. For example, the remittance advice of a bill that is returned with the payment serves as a source document for the cash receipts transaction processing system. Thus, the product document becomes a source document.

5. This type of transaction is recorded in the general journal since it is nonrecurring, infrequent, and not similar to other types of transactions.

6. Sometimes the terms are used interchangeably, such as the sales journal is sometimes called the sales register. The term journal is appropriate when the information needs to be ultimately posted to the general ledger. Registers may be used to keep logs of information that may support, but do not specifically get posted to the general ledger, such as a raw materials receipts register or a shipping log.

7. The balance in the general ledger is considered a control account. This amount is an aggregated number representing the total amount owed to creditors listed in the accounts payable journal. The accounts payable subsidiary ledger details the exact amount owed to each creditor. The sum of the amounts owed to each creditor listed in the accounts payable journal should equal the corresponding control total in the general ledger. Thus, the accounts payable subsidiary ledger is a detailed breakdown of the summary control total of accounts payable in the general ledger.

8. Confirmation is most typically used for confirming the accounts receivable account as reported on the balance sheet. The audit trail is used to trace from the

general ledger accounts receivable control account to the subsidiary account, and then to specific customer accounts. A sample of the customer accounts is then selected for confirmation.

9. In theory, the digital audit trail functions the same as a manual audit trail. In practice, the steps are slightly different. The archive file that consists solely of valid transactions is the file to which the accounts receivable subsidiary account balances and transactions are traced. The customers still need to be contacted for confirmation.

10. Small batches have the advantage of fewer transactions to sort through for error detection, but they are not processed as efficiently. Further, computing facilities and constraints might dictate whether multiple small batches may be processed throughout the day or whether a single large batch is processed at night when the computing facilities have excess capacity. (Multiple small batches may still be processed in the evening.)

11. Not all modern organizations use entirely modern information systems. Some firms employ legacy systems for certain aspects of their data processing. When legacy systems are used to process financially significant transactions, auditors need to know how to evaluate and test them.

12. Large-scale systems that process high volumes of transactions often use real-time data collection and batch updating. Master file records that are unique to a transaction, such as customer accounts and individual inventory records, can be updated in real time without causing operational delays. Common accounts should be updated in batch mode. Real-time processing is better suited to systems that

process lower transaction volumes and those that do not share common records.

13. Real-time processing is better suited to systems that process lower transaction volumes and those that do not share common records.

14. The most striking difference between the database model and the flat-file model is the pooling of data into a common database that all organizational users share.

15. The flat-file approach is a single-view model. Files are structured, formatted, and arranged to suit the specific needs of the owner or primary user of the data. Such structuring, however, may exclude data needed by other users, thus preventing successful integration of data across the organization. For example, because the accounting function is the primary user of accounting data, these data are often captured, formatted, and stored to accommodate financial reporting and generally accepted accounting principles (GAAP). This structure, however, may be useless to the organization's other (nonaccounting) users of accounting data such as the marketing, finance, production, and engineering functions. These users are presented with three options: (1) do not use accounting data to support decisions, (2) manipulate and massage the existing data structure to suit their unique needs, or (3) obtain additional private sets of the data and incur the costs and operational problems associated with data redundancy.

16. The **data update** problem in a flat-file model occurs because organizations have a great deal of data stored in files that require periodic updating to reflect changes. For example, a change to a customer's name or address must be reflected in the appropriate master files. When users keep separate files, all changes must be

made separately for each user. This adds significantly to the task and the cost of data management.

Information currency problems occur because user failing to update all the user files affected by a change in status. If update information is not properly disseminated, the change will not be reflected in some users' data, resulting in decisions based on outdated information.

17. The auditor should examine the system flowchart since it clearly depicts the separation of functions and illustrates who is responsible for performing specific processing steps. The dataflow diagram illustrates the logical system and is too general since many different physical designs may be applicable.

18. Uncoded data takes a great deal of recording space, is time-consuming to record and is prone to many types of errors. Consider a firm that manufactures bicycles and carries in its inventory reflector lights. The lights come in six sizes, 2 colors, and 4 different grades of material. Thus, 48 different varieties of reflector light are held (6x2x4). Every time lights are purchased, the description would need to be included rather than a code. For example if 100 units of one type of reflector light were purchased, and 200 units of another were purchased from Collins Manufacturer in Roanoke, Virginia, the journal entry would be:

Inventory-2", yellow, metal reflector light	75	
Inventory-3", orange, plastic reflector light	120	
A/P-Collins Mnf-Roanoke, VA		195

Some problems this approach may produce are 1. the sales staff will have a more tedious job in writing up orders, and more errors may occur (i.e. what if they forget to write the color or material type?), 2. the warehouse personnel will have a more difficult time locating and picking the goods for shipment, and again more errors may occur, and 3. the accounting personnel will also have a more tedious job posting to the subsidiary ledgers and errors may occur.

19.

a. *state codes*—alphabetic code, i.e. PA, this method is appropriate because it corresponds with the postal services abbreviation and is meaningful to humans.

b. *check number*—numeric, sequential. This method allows the checks to be examined to determine if any are missing.

c. *chart of accounts*—block coding since this method allows a whole class of items to be restricted to a specific range. i.e. assets 100-199, liabilities 200-299, equity accounts, 300-399.

d. *inventory item number*—alpha-numeric. The numeric portion allows the items to be easily sorted and found. The alphabetic portion allows more combinations to be made with fewer digits or characters. i.e. 2000A, 2000B, 2000C could represent virtually the same inventory item but in three different sizes.

e. *bin number (inv warehouse location)*—group codes since certain digits may be used to represent which warehouse, certain digits may be used to represent floor, certain digits may be used to represent rows, certain

digits may be used to represent bins. i.e. 211225 could represent warehouse 2, floor 1, row 12, and bin #25.

f. *sales order number*—numeric, sequential. This method allows the sales orders to be examined to determine if any are missing.

g. *vendor code*—alpha-numeric. The alphabetic portion allows more meaningful codes to be used and found. The numeric portion allows different firms with similar names to be distinguished. i.e. ALPH01, ALPH02 where ALPH01 is the vendor code for Alphahydraulics and ALPH02 is the vendor code for Alpha Trucking Services. Once the name of the company is known, finding the vendor code is much easier than if only numbers are used.

h. *invoice number*—numeric, sequential. This method allows the invoices to be examined sequentially. Gaps in the sequence may signify missing invoices.

i. *customer number*—same as vendor code.

MULTIPLE CHOICE

1. D

2. A

3. C

4. A

5. B

6. A

7. A

8. B

9. C

10. D

11. D

12. B

13. B

14. B

15. A

16. C

17. C

18. A

19. B

20. A

21. A

22. B

PROBLEMS

1. TRANSACTION CYCLE IDENTIFICATION

a. Expenditure cycle-payroll subsystem.

b. Conversion cycle-production system subsystem.

c. Revenue cycle-cash receipts subsystem..

d. Revenue cycle-sales order processing subsystem.

e. Expenditure cycle-purchases subsystem.

f. Conversion cycle-production subsystem.

2. TYPES OF FILES

a. master file

b. transaction file

c. reference file

d. archive file

e. master file

f. transaction file

g. reference file

h. archive file

3. SYSTEM FLOWCHART

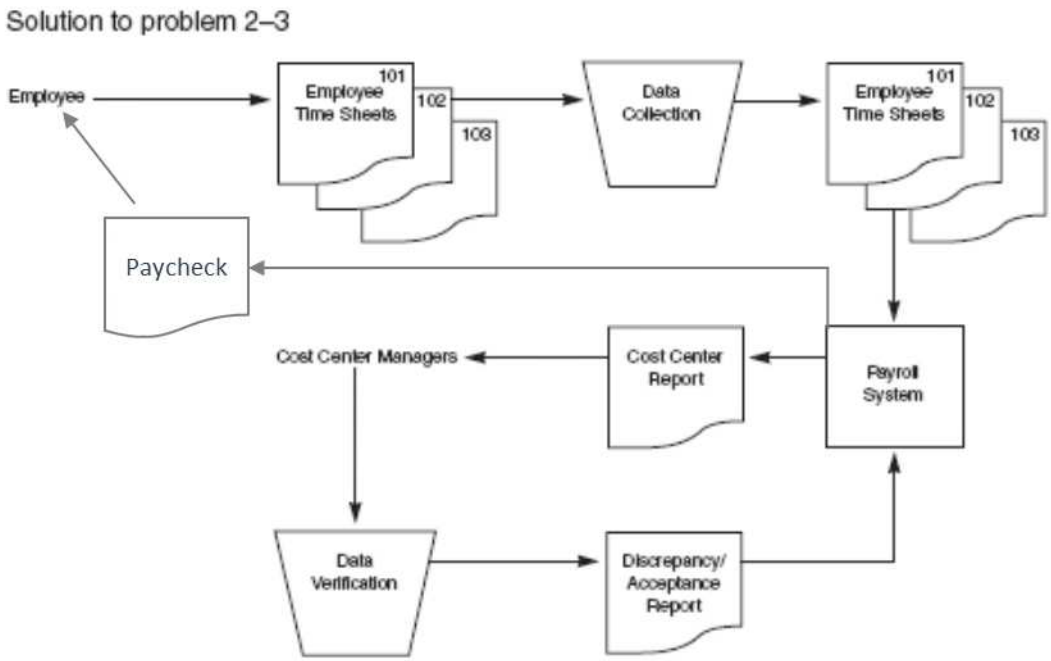

4. SYSTEM FLOWCHART

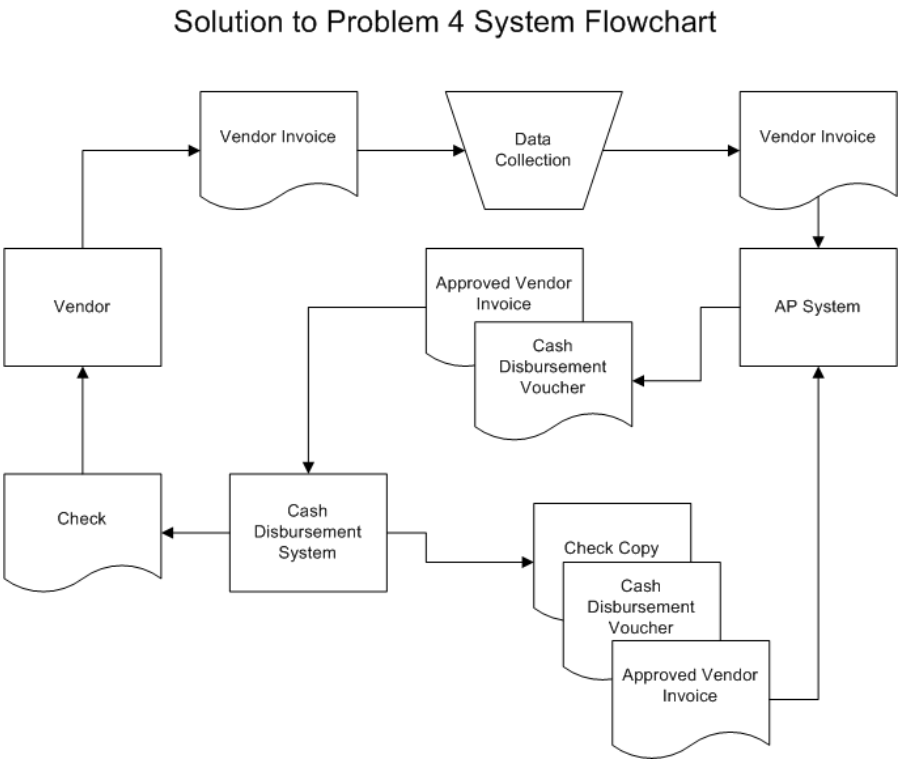

5. RECORD STRUCTURES FOR INVENTORY RECEIPT PROCESS

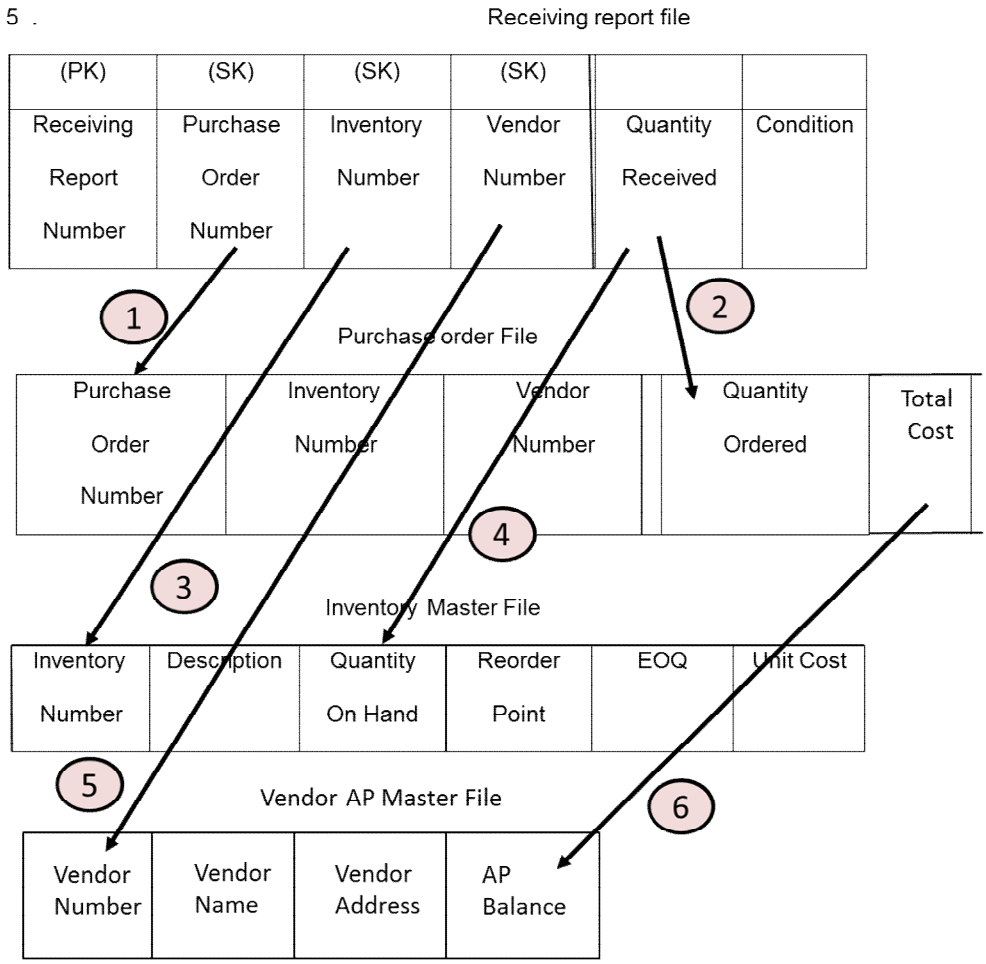

Explanation:

1. System reads the Receiving Report record and matches it to the PO record using the PO Number.
2. System verifies that quantities received were constant with what was ordered.
3. Match the Receiving Report to the Inventory Master record
4. Update the Quantity on Hand in Inventory using the Quantity Received
5. Match the Receiving report record (or the PO) to Vendor AP file record using

Vendor Number.

6. Update the AP Balance using the Total cost field in the PO Record.

6. RECORD STRUCTURES FOR RECEIPT OF CASH ON ACCOUNT

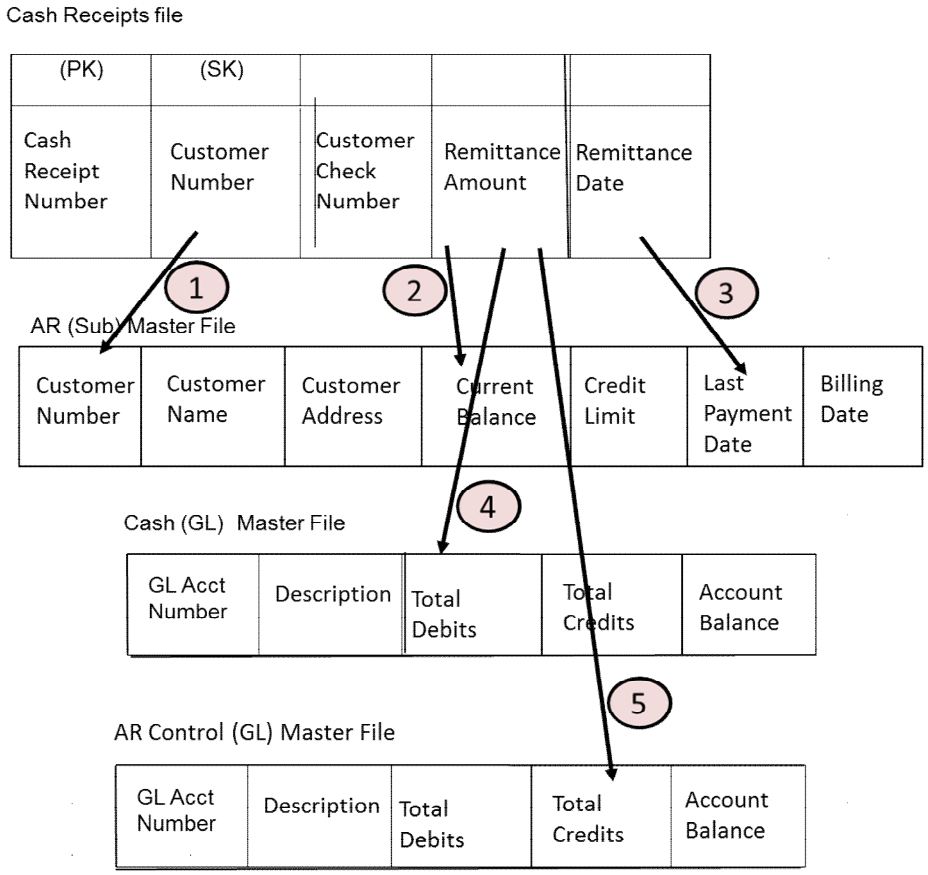

Explanation:

1. System reads the Cash Receipts record and matches it to the AR Sub record using the Customer Number.

2. System updates the Current Balance in the in the AR Sub record using the Remittance Date in the Cash Receipts record.

3. System updates the Last Payment Date in the in the AR Sub record using the Remittance Date in the Cash Receipts record.
4. System automatically accesses the Cash record in the GL File and updates Total Debits from the Remittance Amount in the Cash Receipts record.
5. System automatically accesses the AR Control record in the GL File and updates Total Credits from the Remittance Amount in the Cash Receipts record.

Note: Steps 4 and 5 may be accomplished in real Time or batch mode.

7. SYSTEM FLOWCHART

a. Symbol 1 is a terminal showing the source or destination of a document or report; symbol 2 is source document.

b. Symbols 3 and 4 depict the entry of data in real time into a system from a computer terminal.

c. Symbols 4 and 5 depict the storage/retrieval of data to/from a computer disk.

d. Symbols 6, 8, and 9 depict the processing of a source document and its placement into a file.

8. SYSTEM FLOWCHART

Time sheets are collected in a batch, and the relevant data are manually keyed into the system. The payroll data are then stored on a magnetic disk. An edit

program then verifies whether the employee number is valid by checking it against an employee master file. The validity of the cost center assigned is also verified against a master file. Logical and clerical errors are also tested, for example to check if an employee is working an unreasonable number of hours in a day/week. The good records, i.e. those that pass all the edit tests, are stored in the Edited Transactions file. Records that are found to be in error are sent to an error file. These errors are investigated, corrected, and reentered into the system. The Update program reads the edited transaction records, one at a time, and updates any corresponding fields in the master files. Finally, a report program generates paychecks and management reports.

9. SYSTEM FLOWCHARTS AND PROGRAM FLOWCHART

Any of the following types of errors may cause a payroll record to be placed in the error file:

a. invalid employee number
b. invalid cost center
c. incorrect batch/control total that does not equal the totals computed by the program

A program flowchart is presented below.

solution to problem 2–9

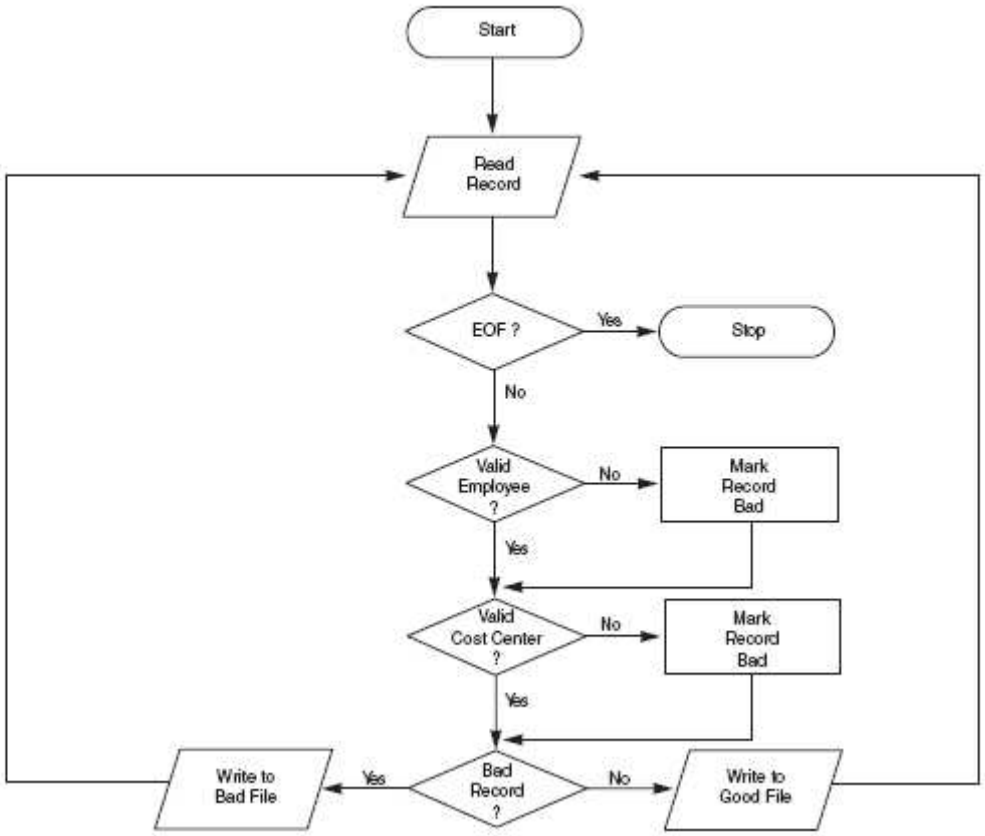

10. DATA FLOW DIAGRAM - PAYROLL

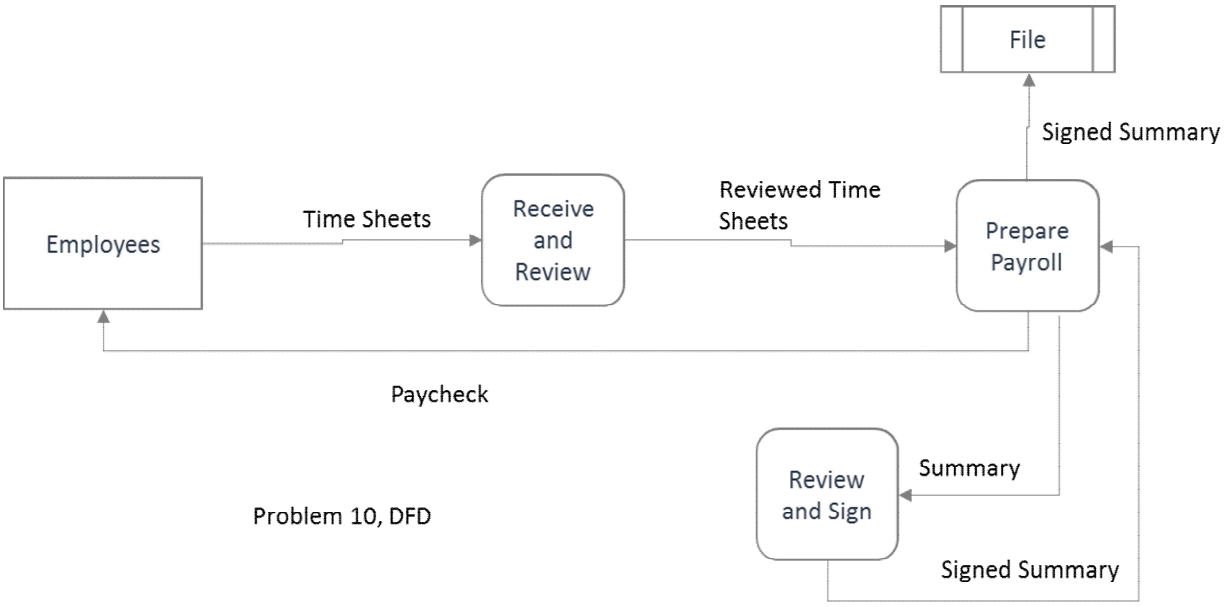

Problem 10, DFD

11. SYSTEM FLOWCHART – PAYROLL MANUAL PROCESSES

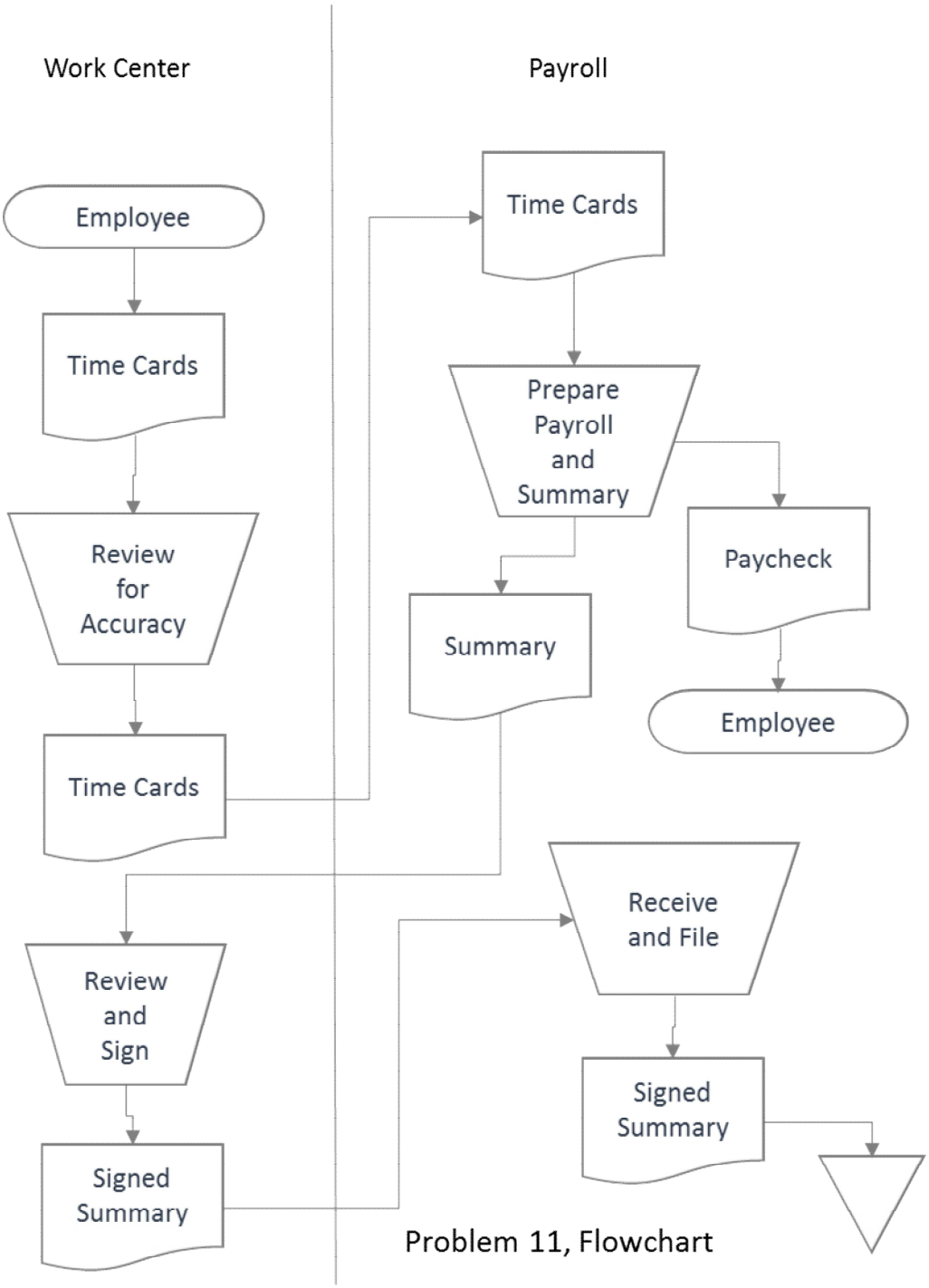

Problem 11, Flowchart

12. SYSTEM FLOWCHART- PAYROLL AUTOMATED PROCESSES

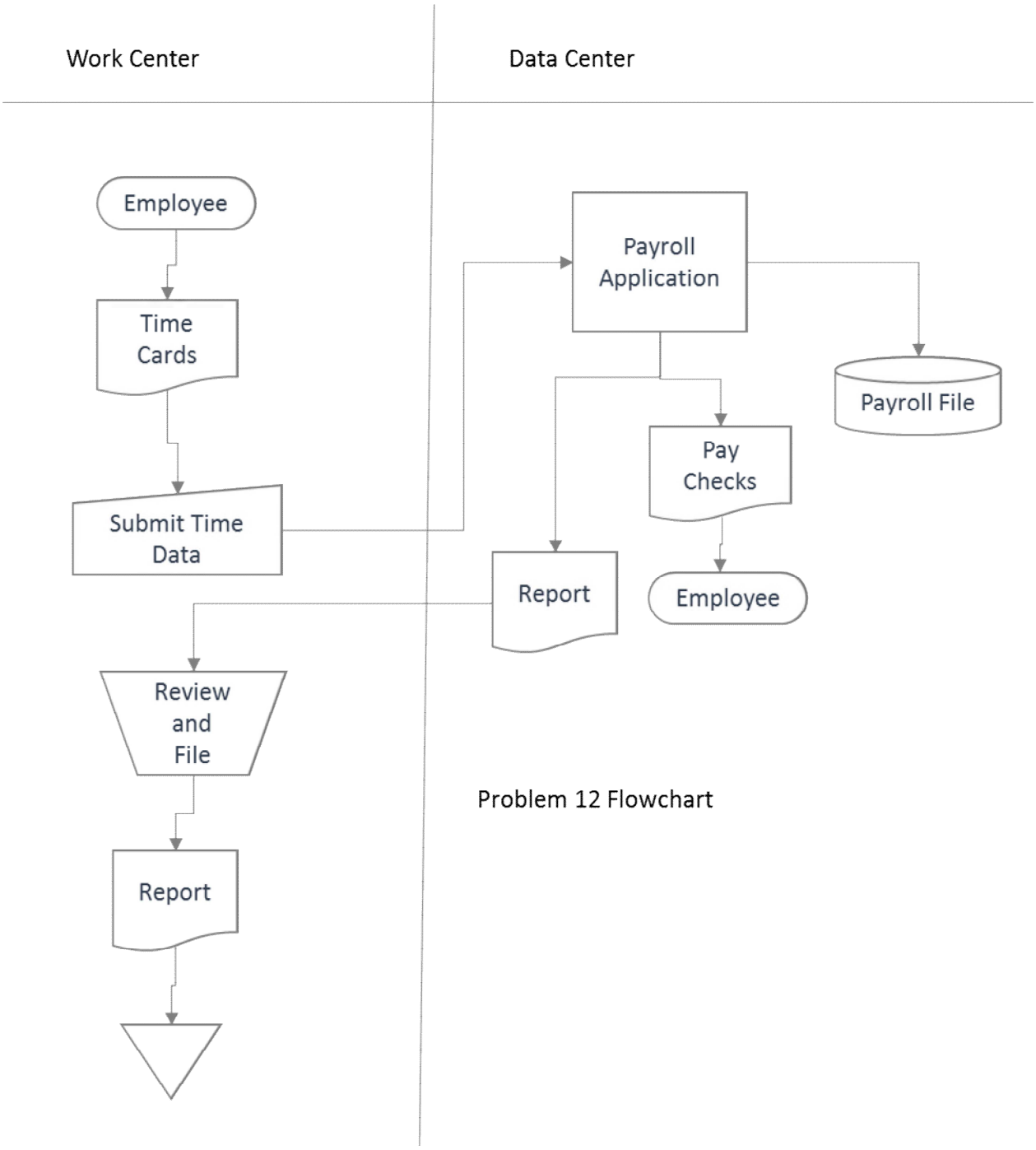

Problem 12 Flowchart

13. DATA FLOW DIAGRAM – CASH DISBURSEMENTS

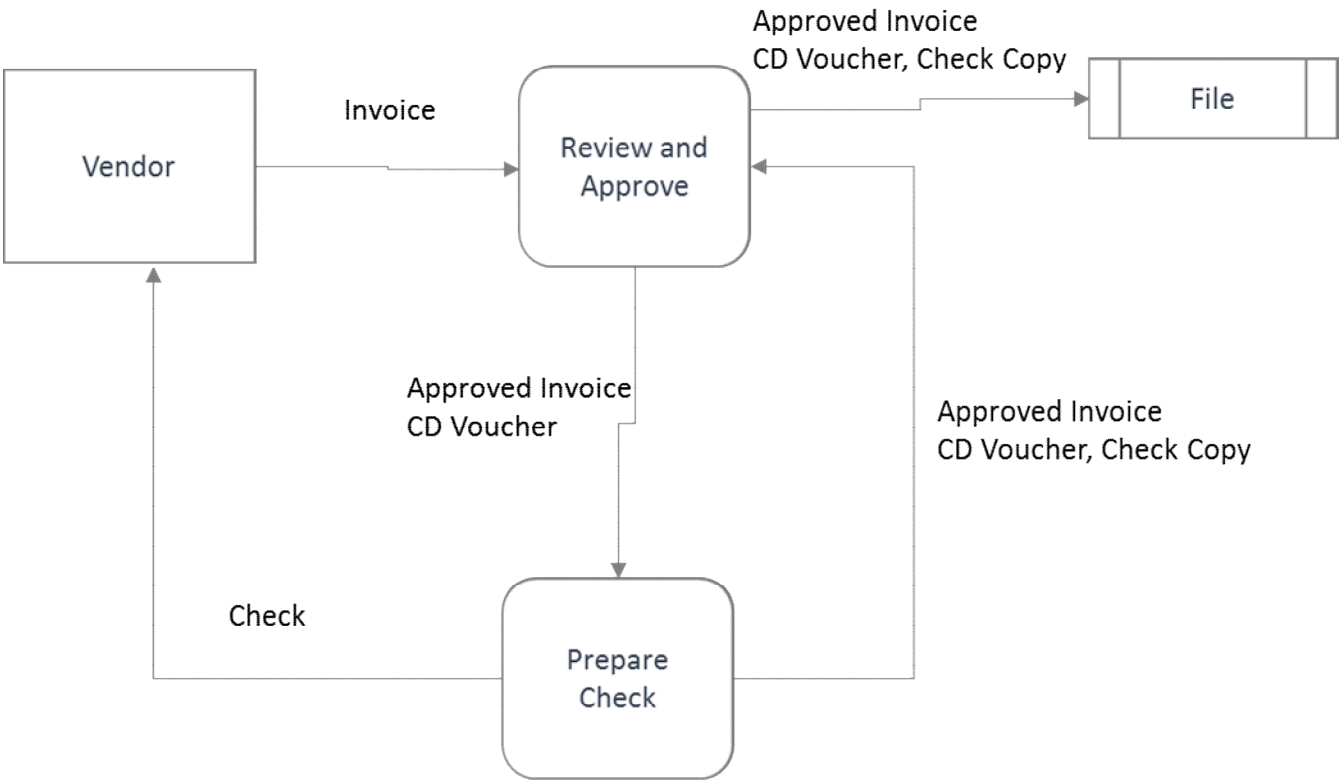

Problem 13, DFD

14. SYSTEM FLOWCHART – CASH DISBURSEMENTS MANUAL PROCESSES

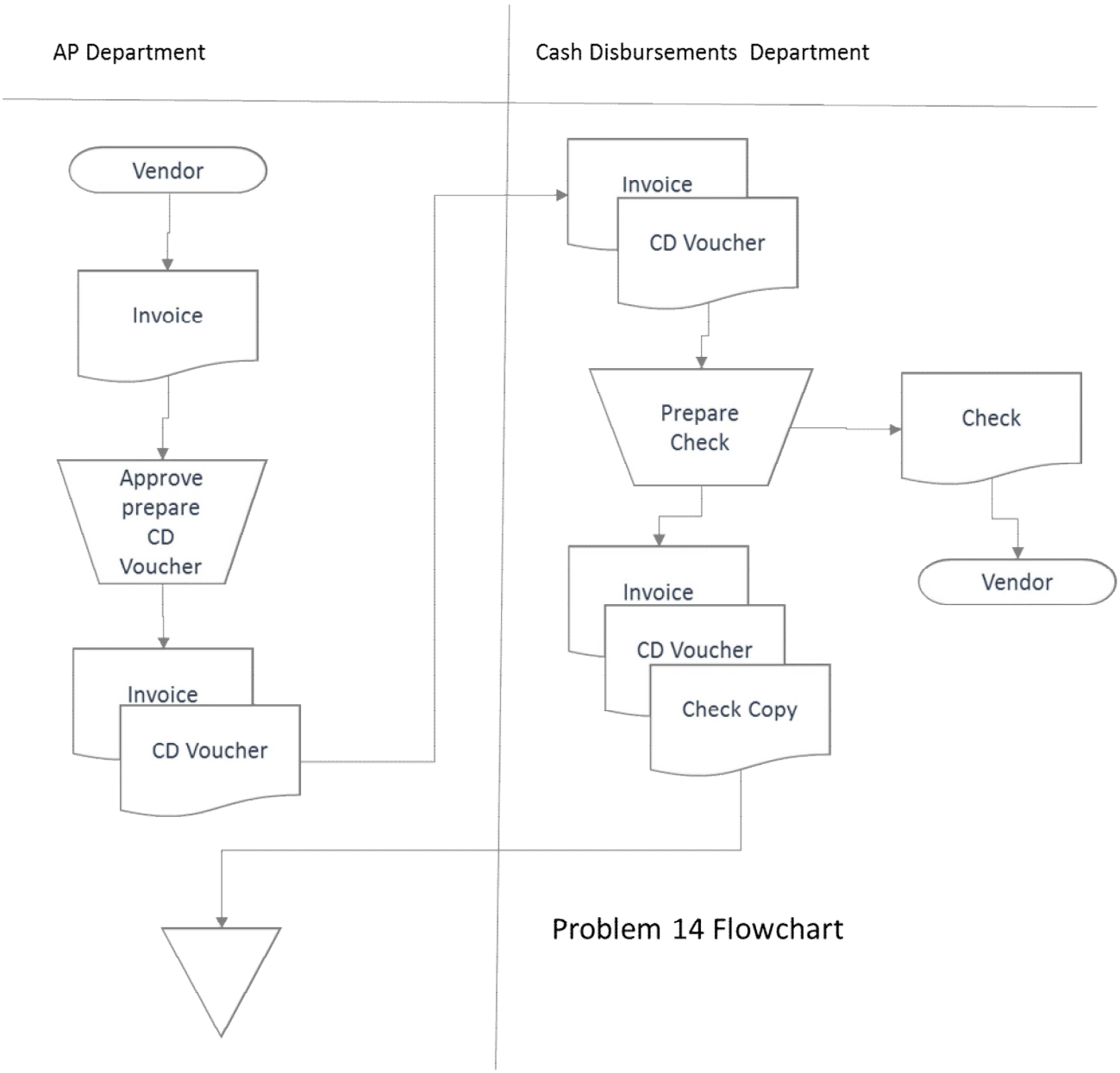

15. SYSTEM FLOWCHART-CASH DISBURSEMENTS AUTOMATED PROCESS

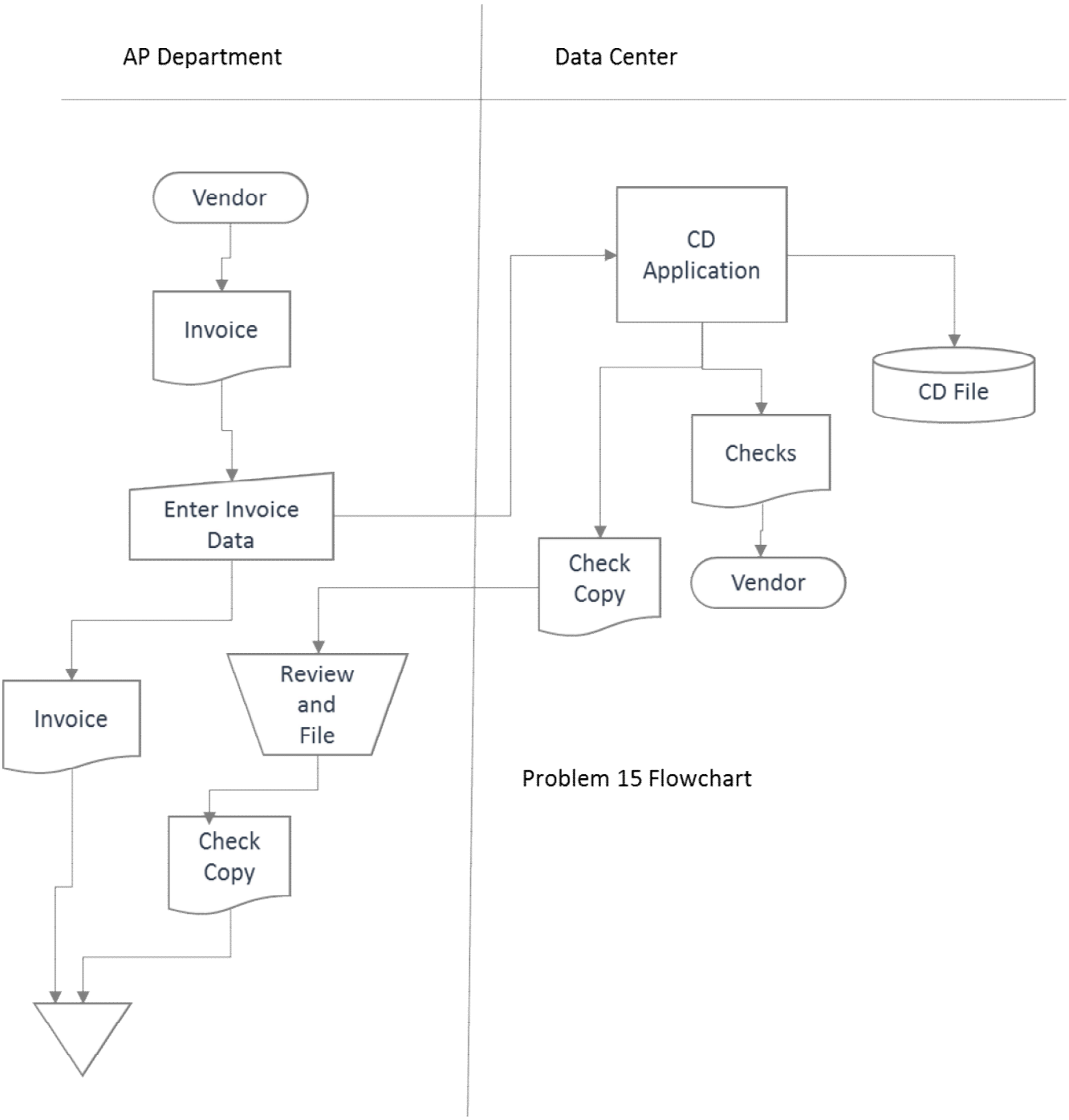

Problem 15 Flowchart

16. TRANSACTION CYCLE RELATIONSHIP

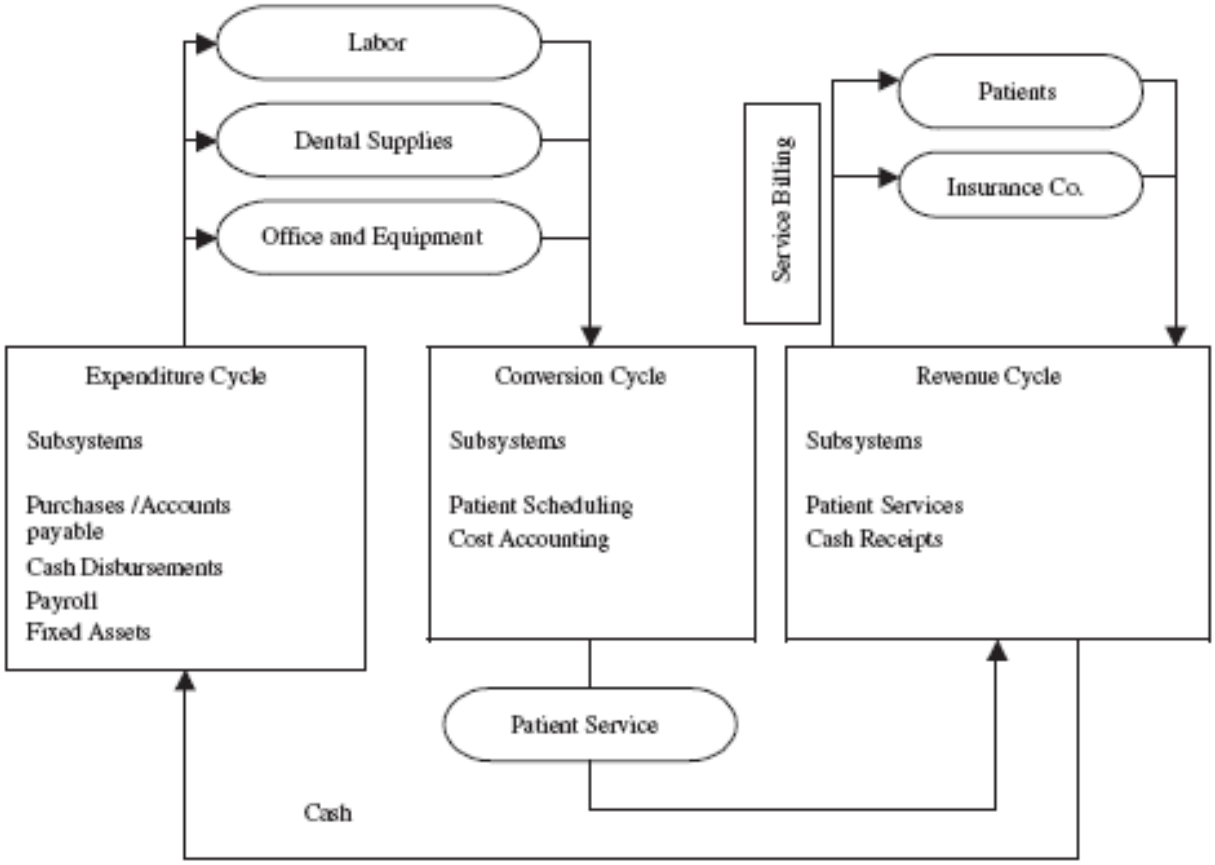

17. SYSTEM FLOWCHART MANUAL SALES PROCEDURES

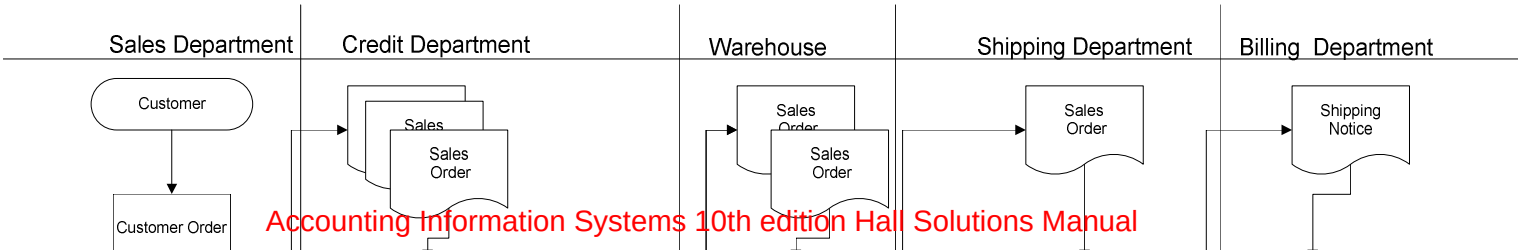

Accounting Information Systems 10th edition Hall Solutions Manual

18. SYSTEM DOCUMENTATION - MANUAL EXPENDITURE CYCLE

See the drawings on this and the following page.

Solution to Problem 2-18

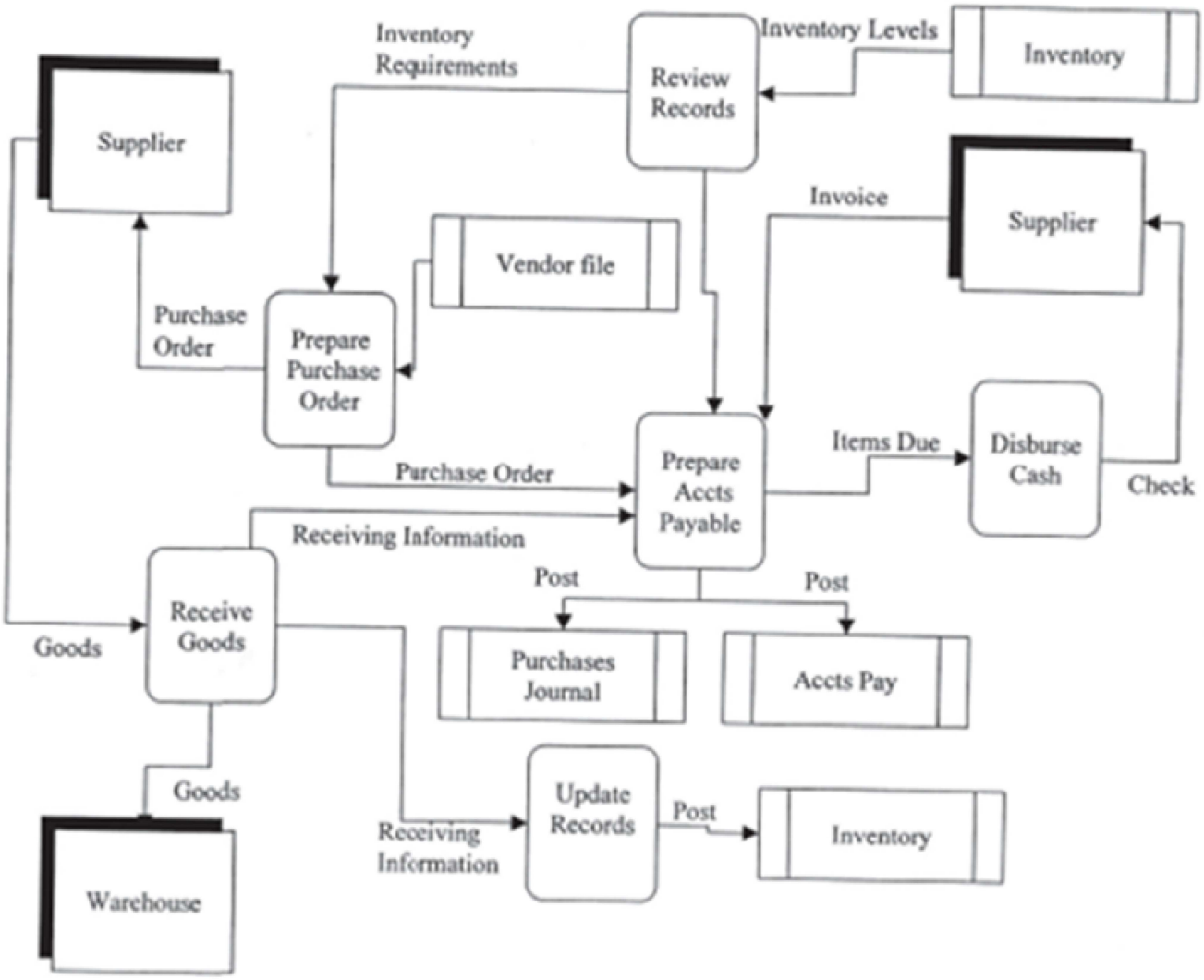

Problem 2-18 Flowchart

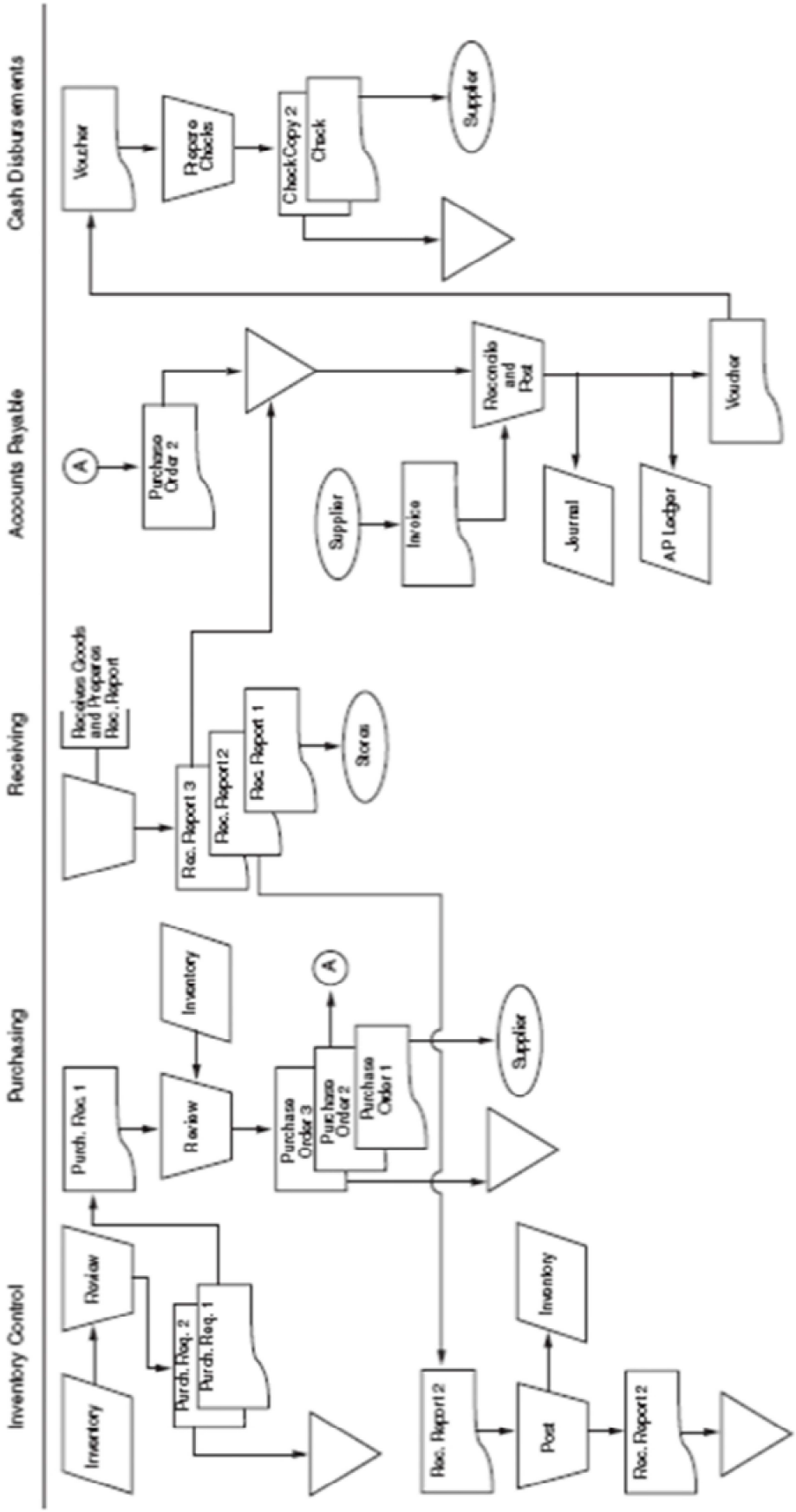

19. SYSTEM DOCUMENTATION- CASH RECEIPTS PROCEDURES

(MANUAL AND COMPUTER)

Solution to Problem 19

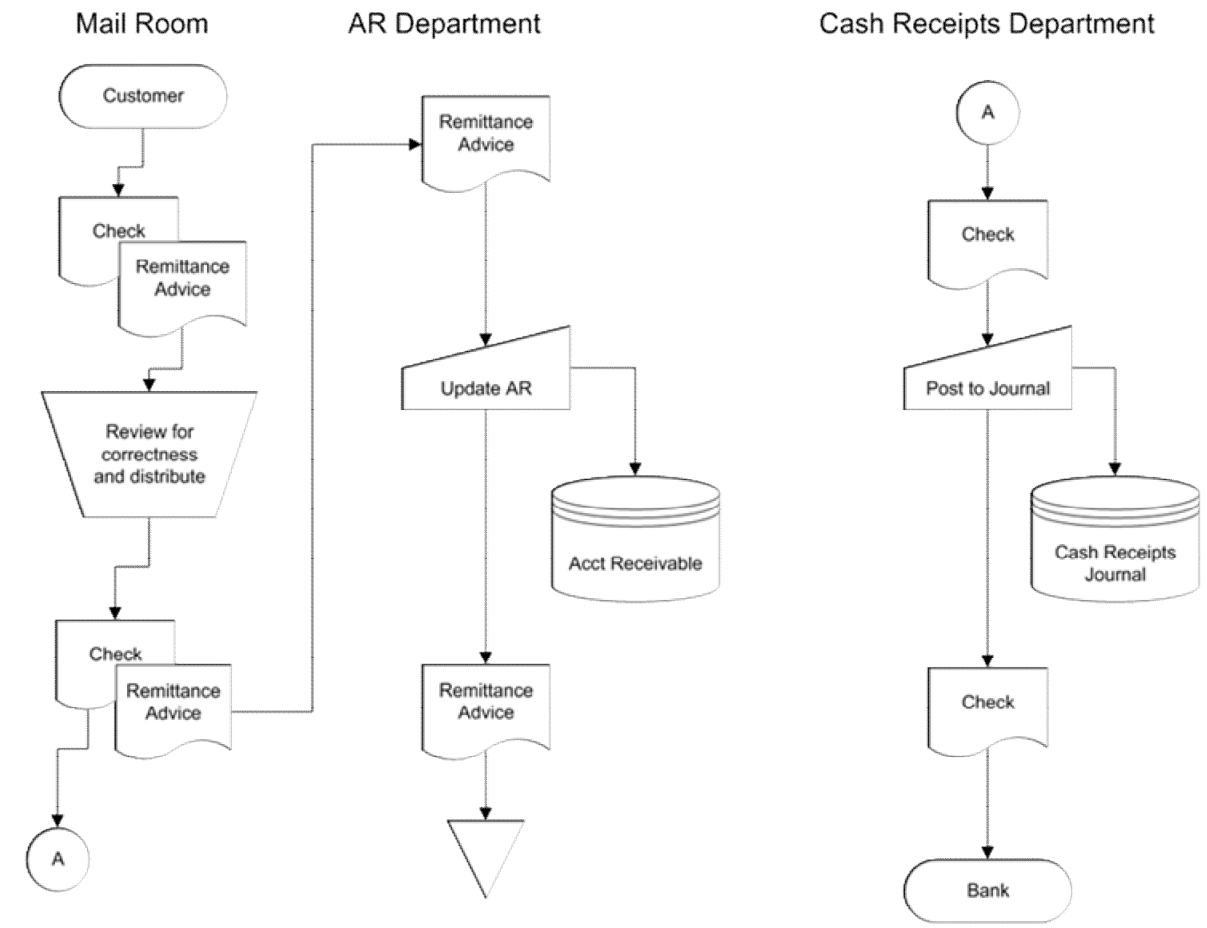

20. **SYSTEM DOCUMENTATION - PAYROLL**

See drawings on the following pages.

Problem 20 DFD

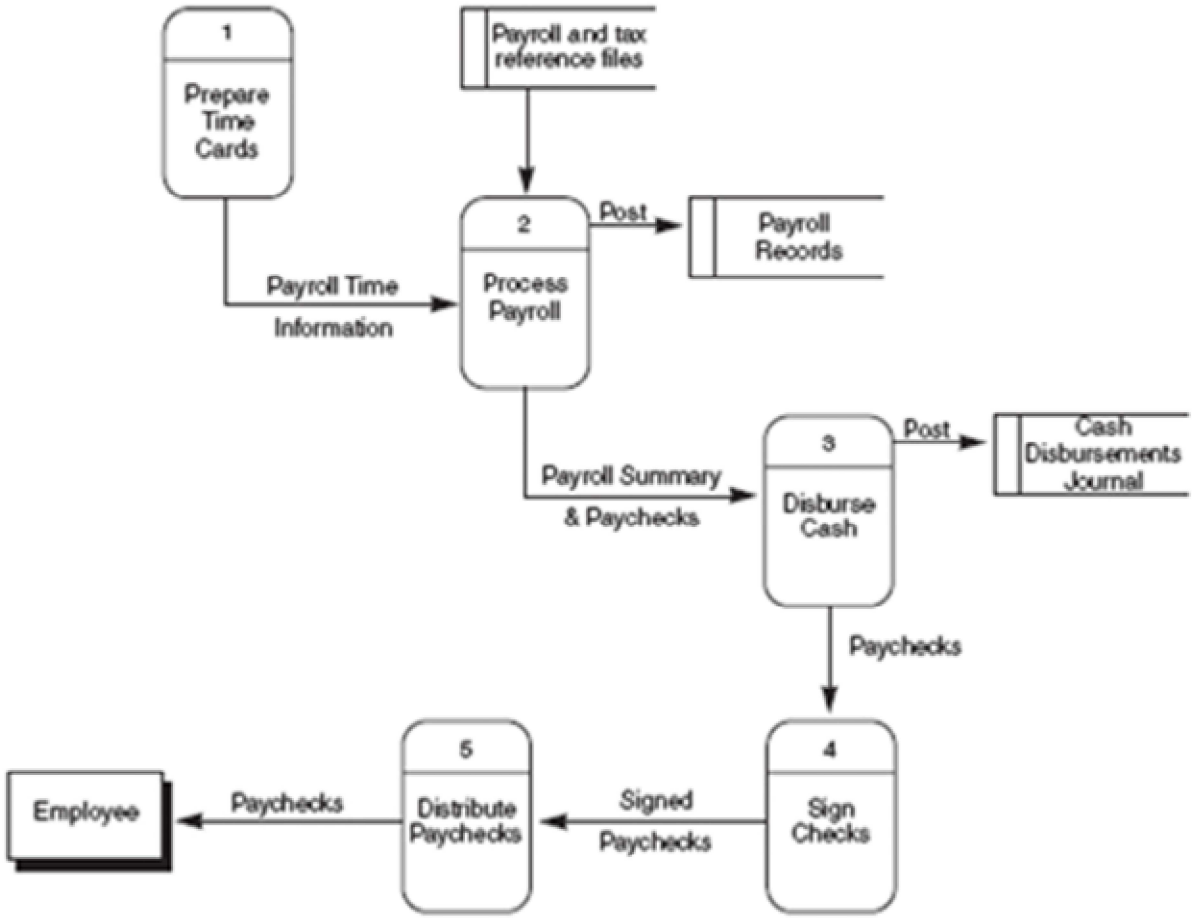

Problem 20 Flowchart

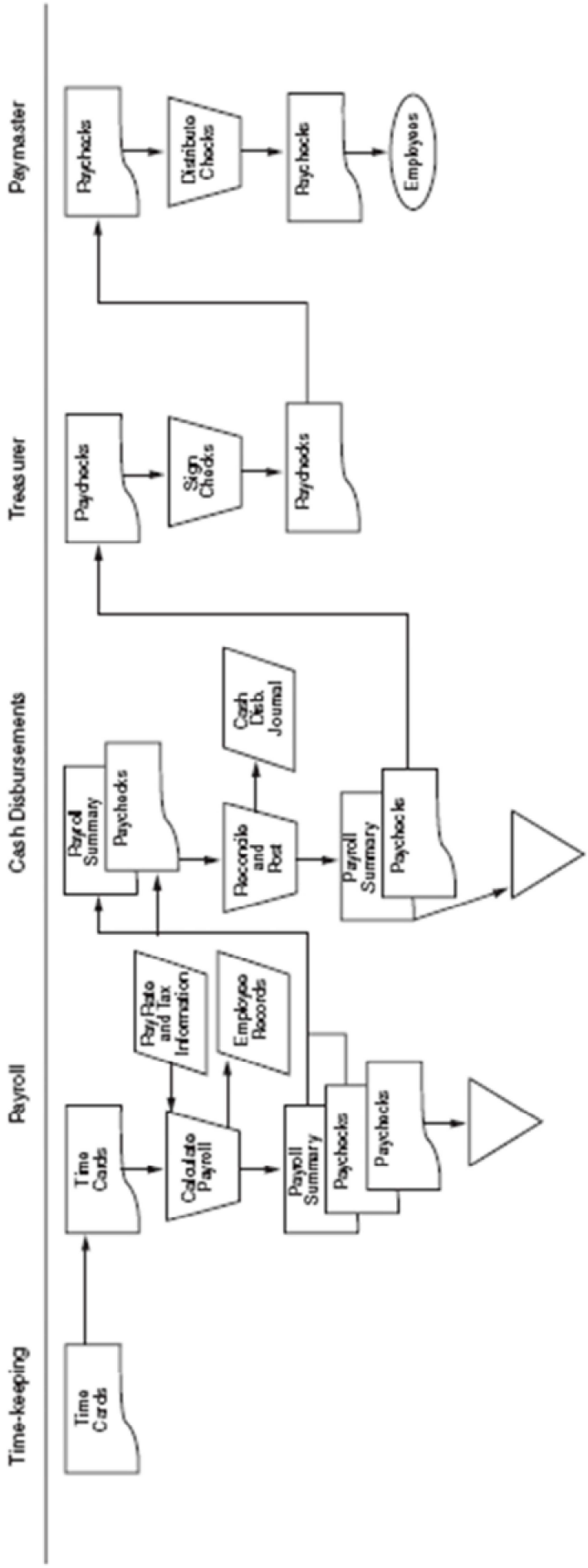

21. SYSTEM DOCUMENTATION - PAYROLL

See the data flow diagram, ER diagram, and flowchart on the following pages.

Problem 21 DFD

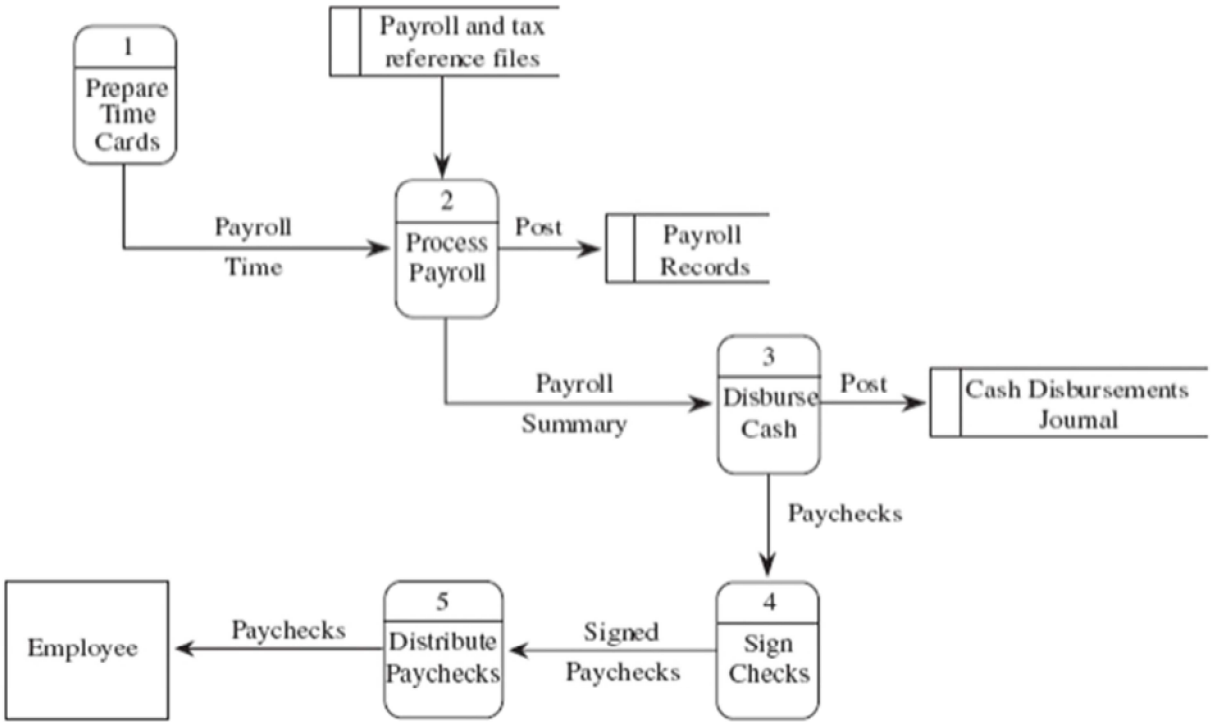

Problem 21 Flowchart

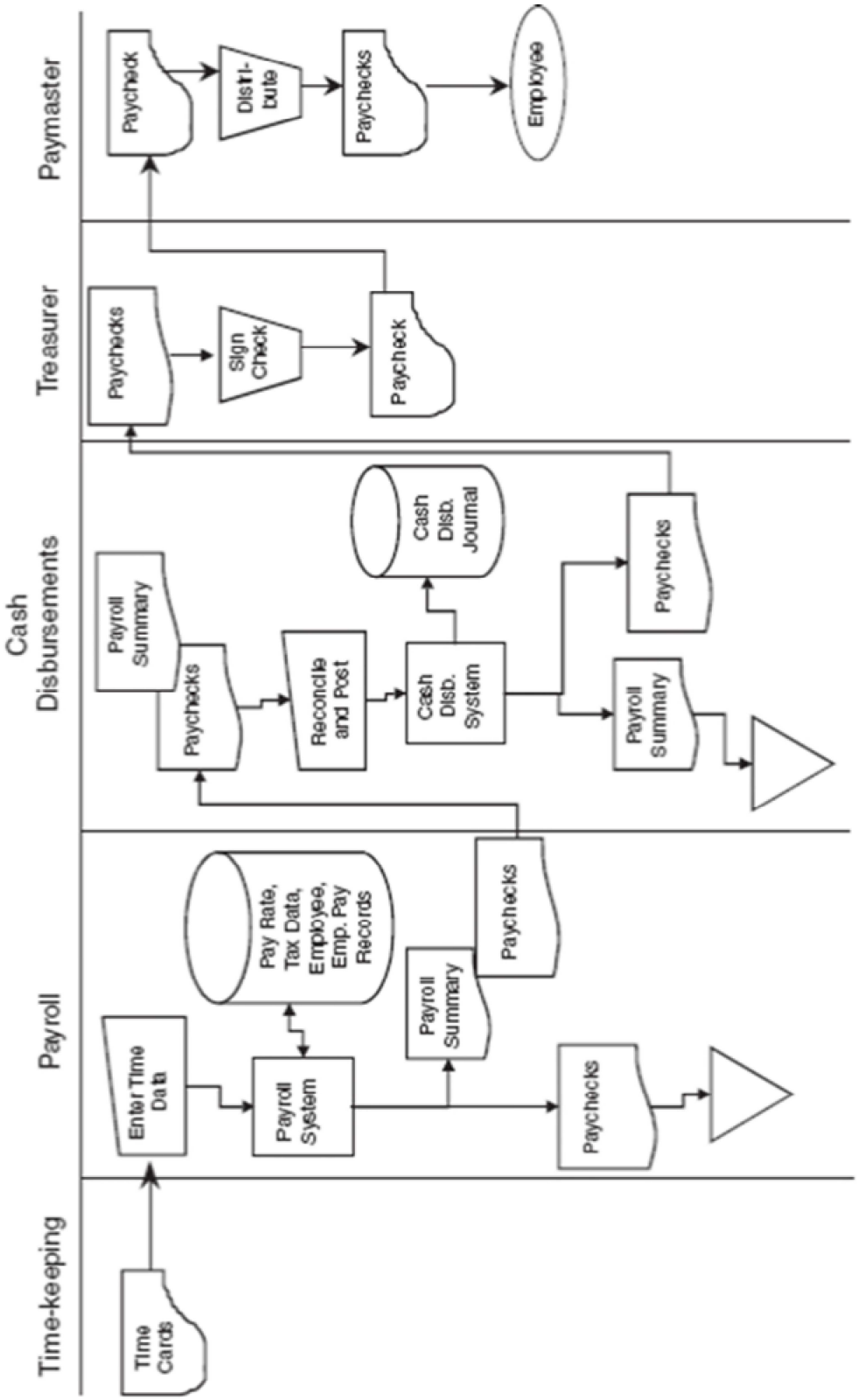

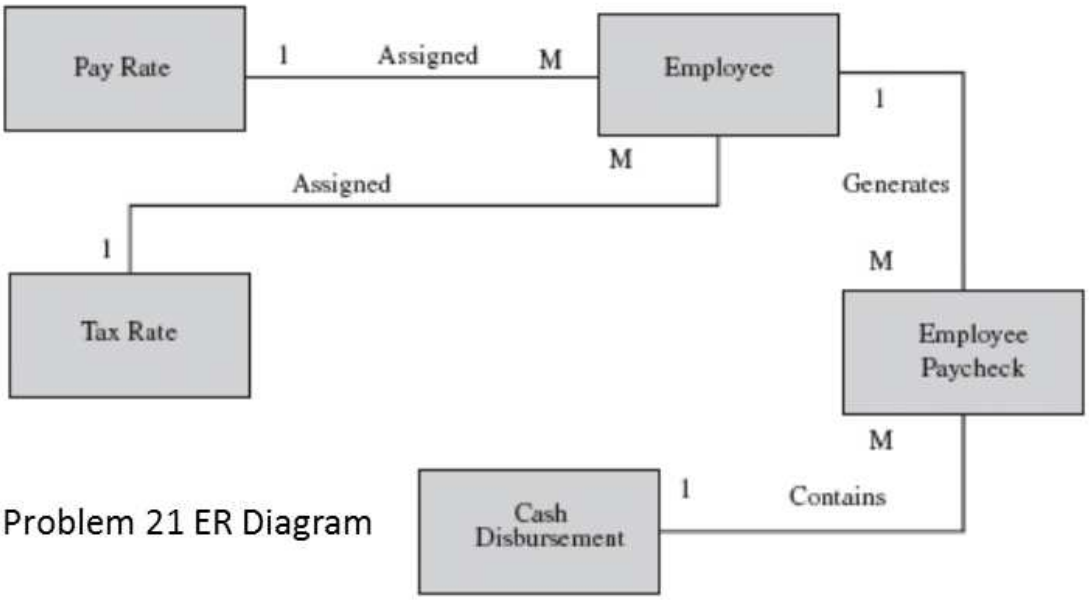

Problem 21 ER Diagram

22. SYSTEM DOCUMENTATION – REVENUE CYCLE

(MANUAL AND COMPUTER)

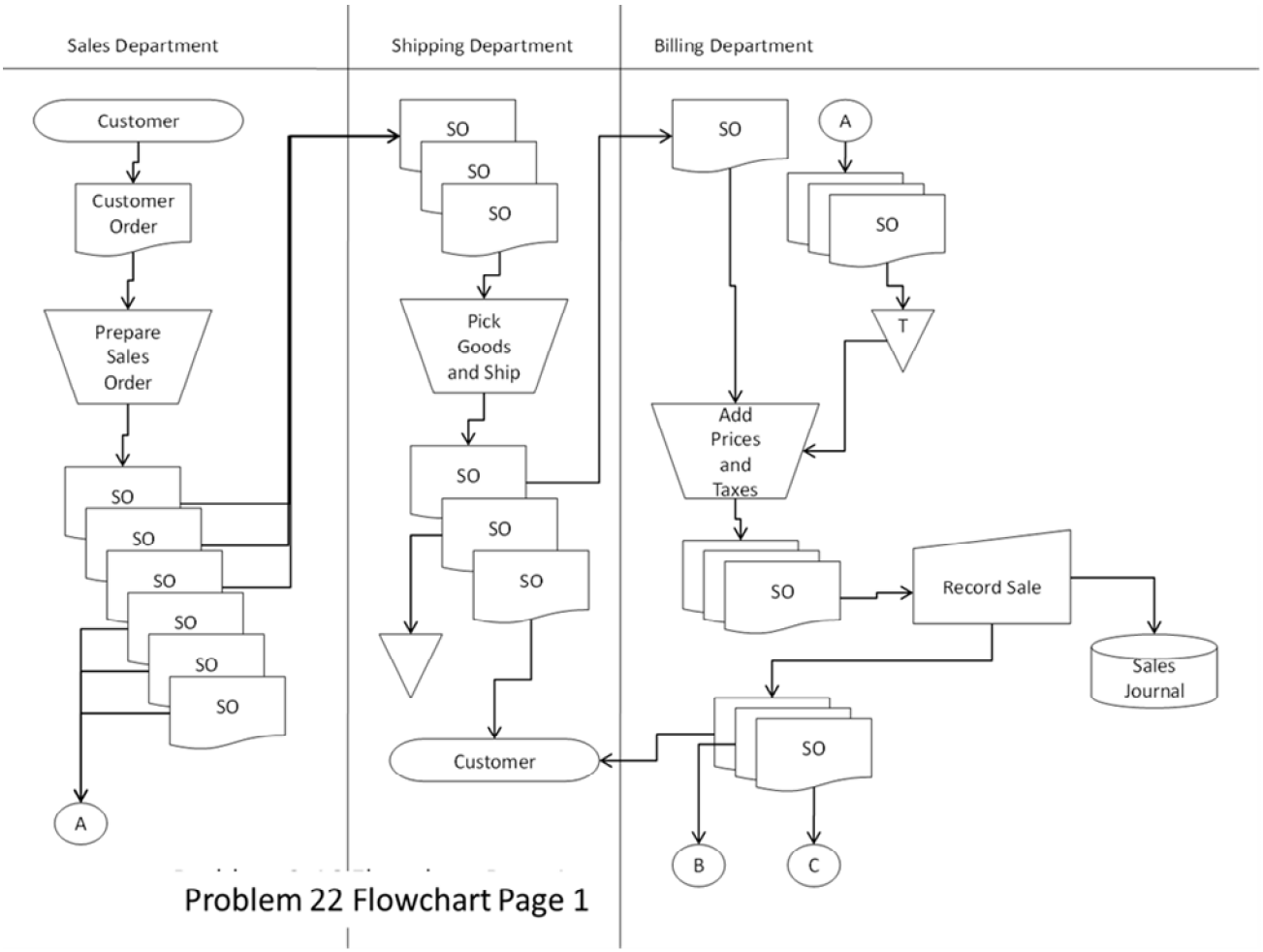

Problem 22 Flowchart Page 1

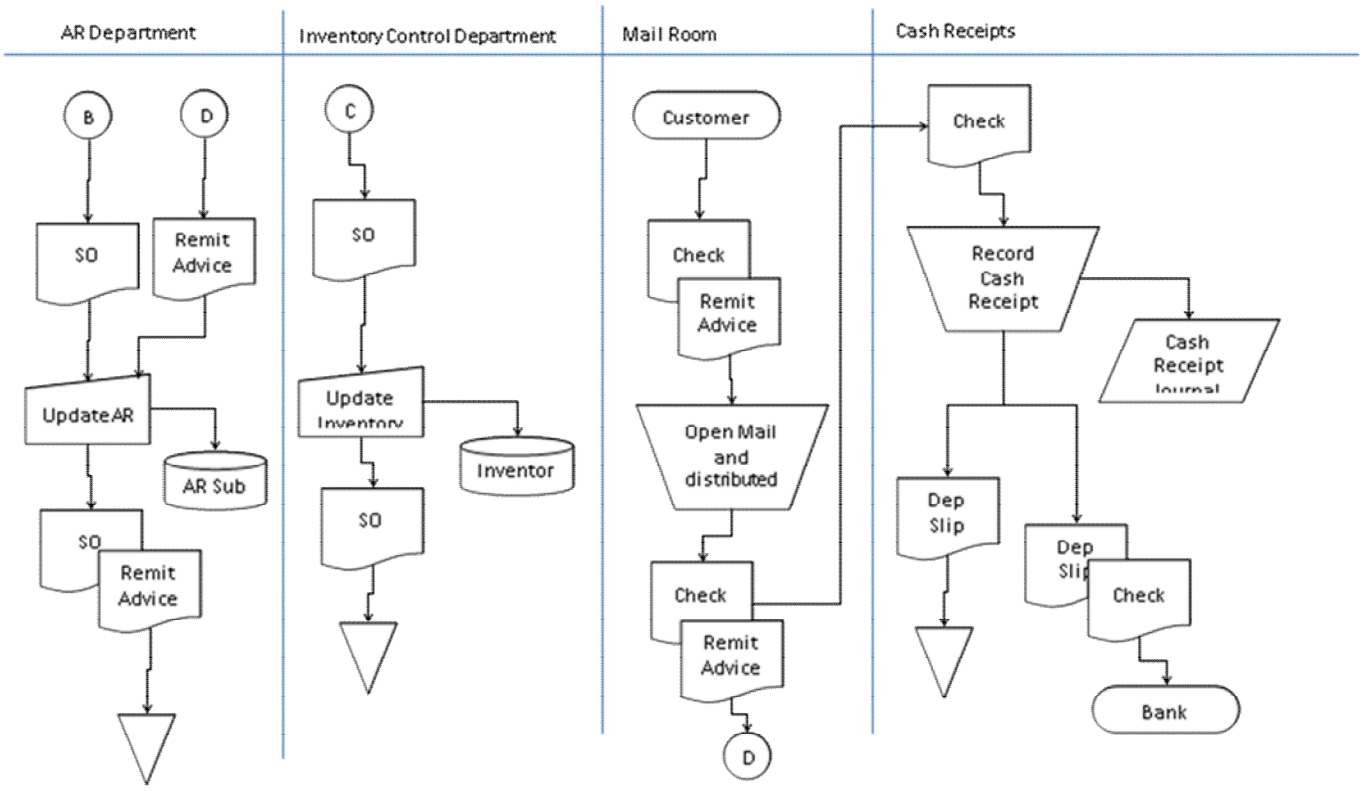

Problem 22 Flowchart Page 2

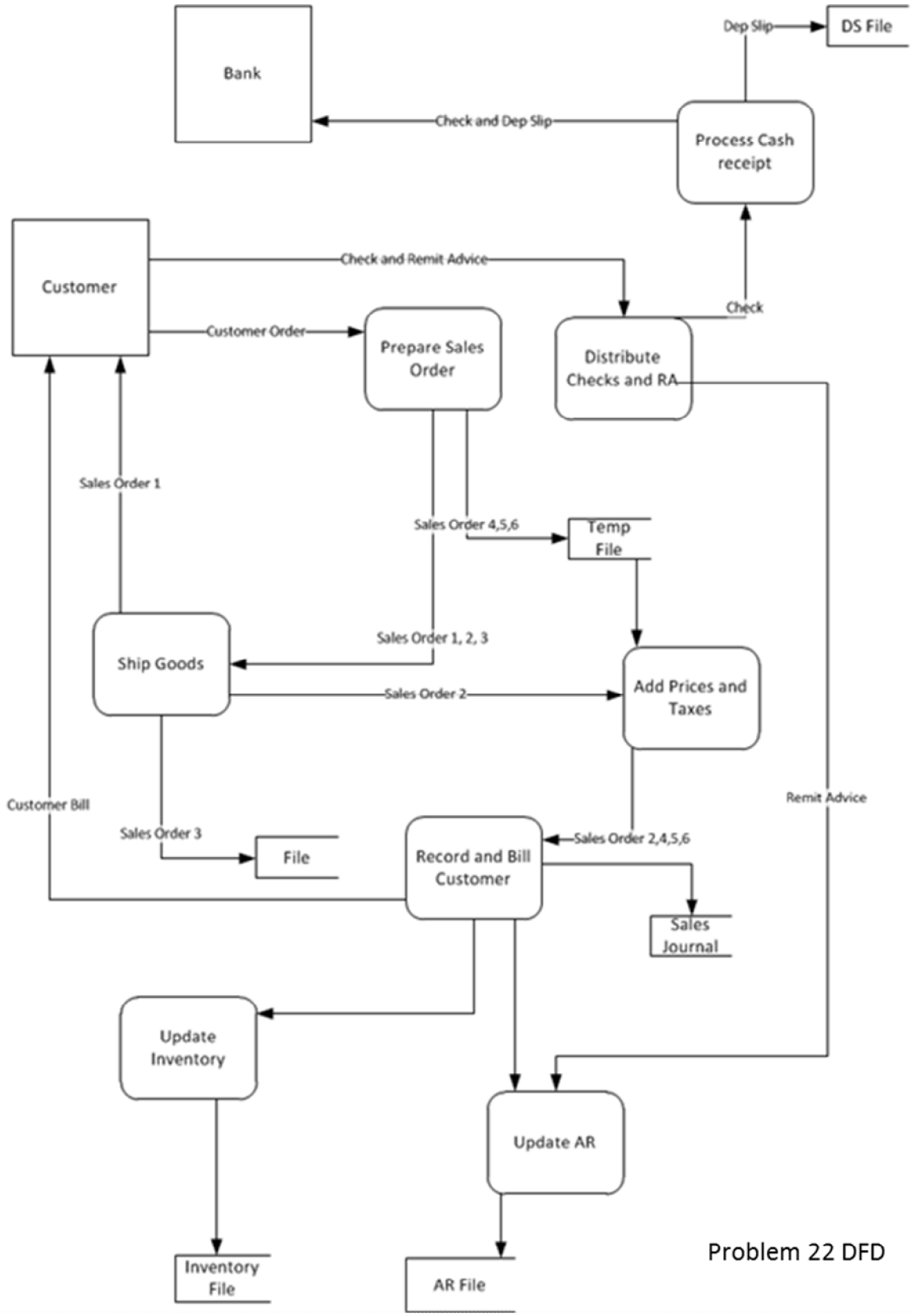

Problem 22 DFD

23. SYSTEM DOCUMENTATION – EXPENDITURE CYCLE

(MANUAL AND COMPUTER)

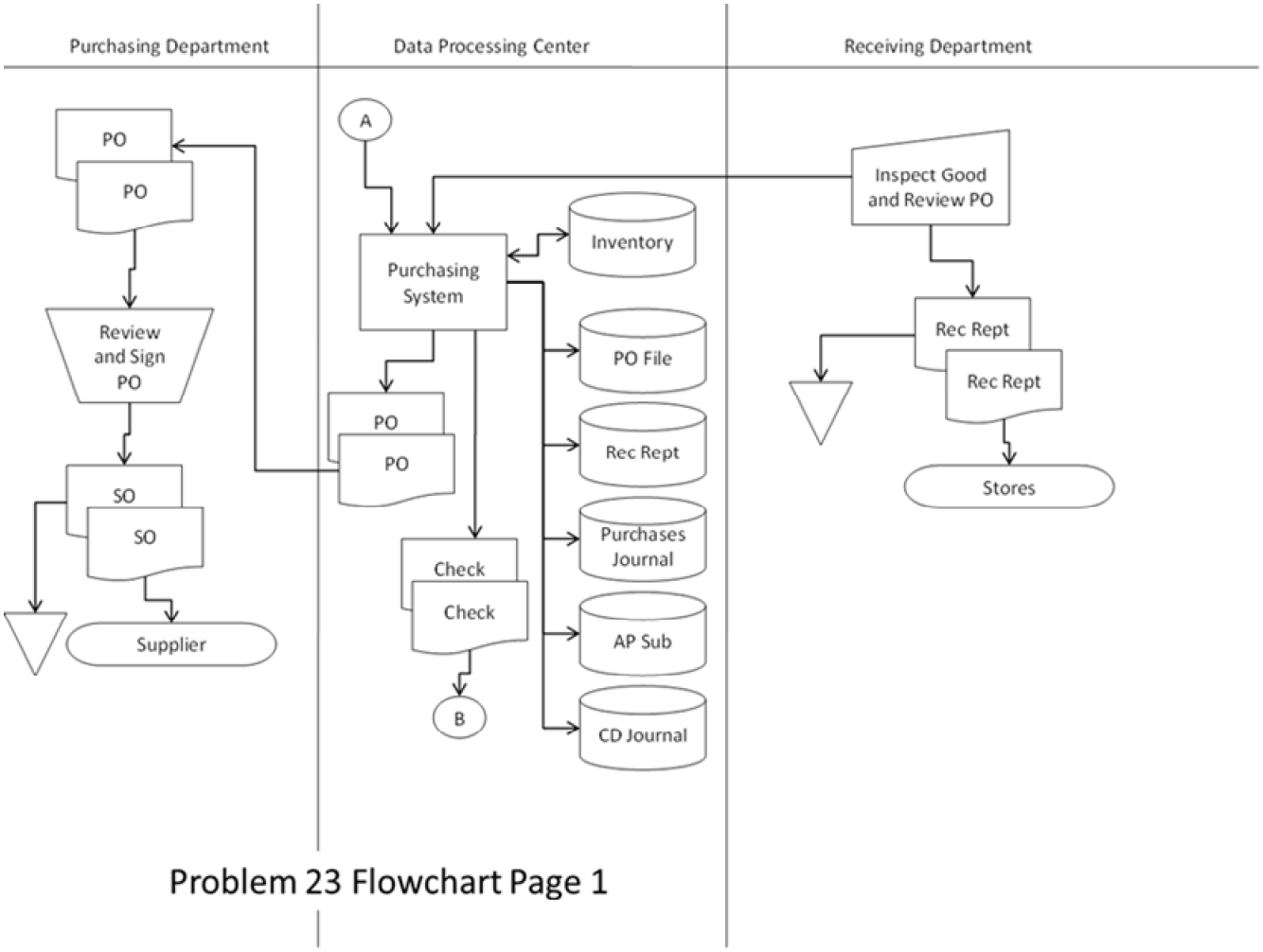

Problem 23 Flowchart Page 1

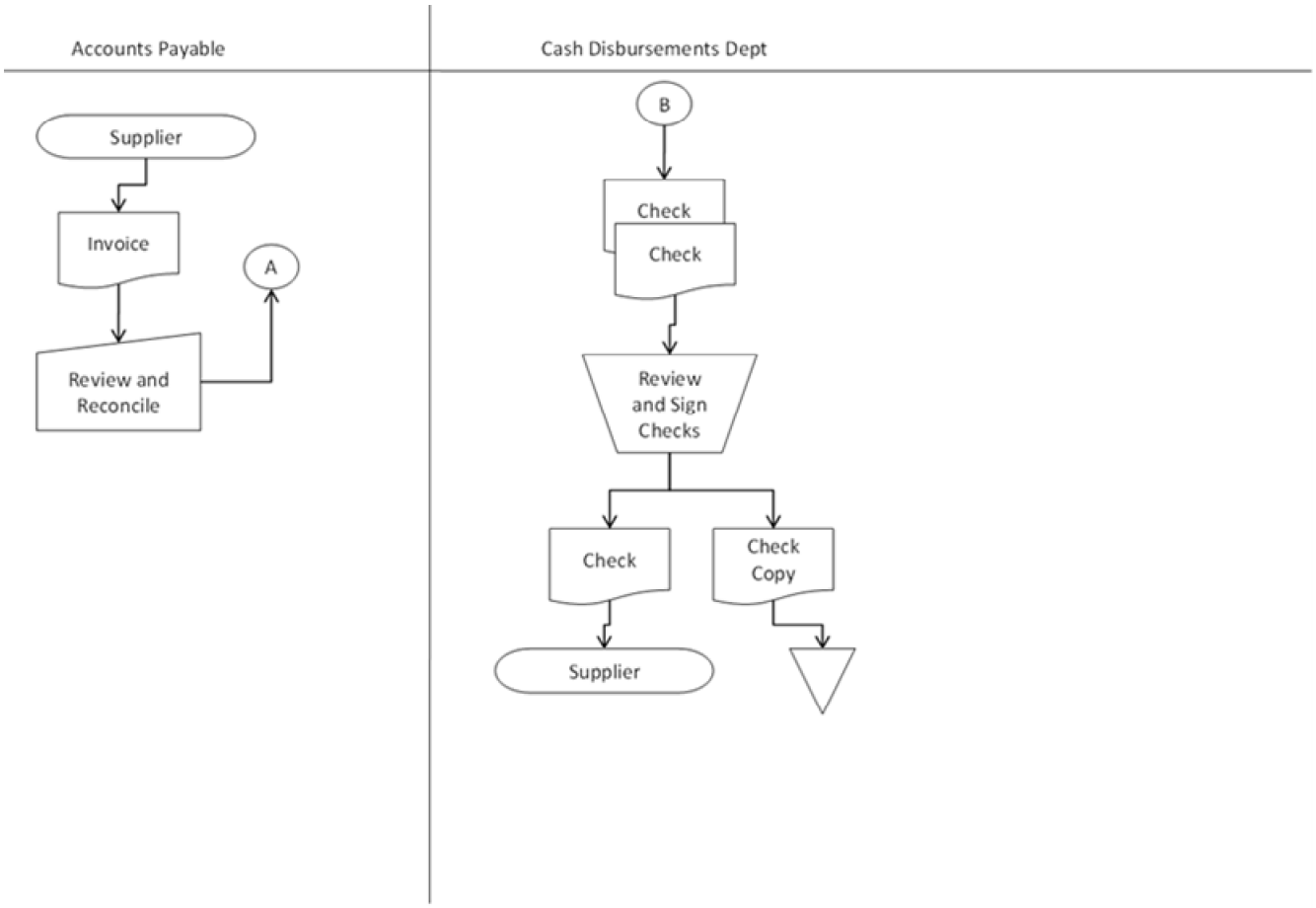

Problem 23 Flowchart Page 2

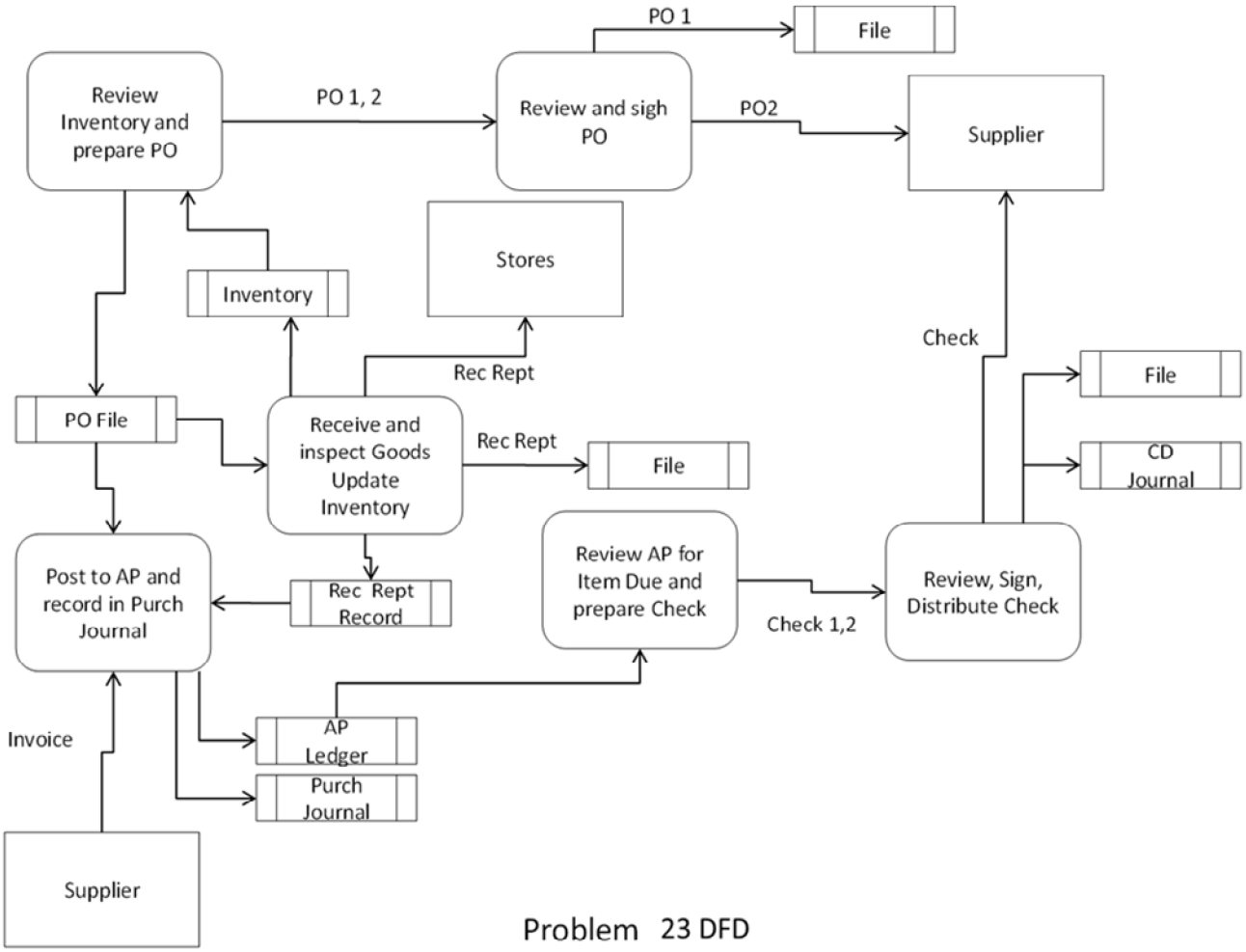

Problem 23 DFD

24. **SYSTEM DOCUMENTATION – CASH RECEIPTS CENTRALIZED DP SYSTEM**

Cash Receipts System Flowchart

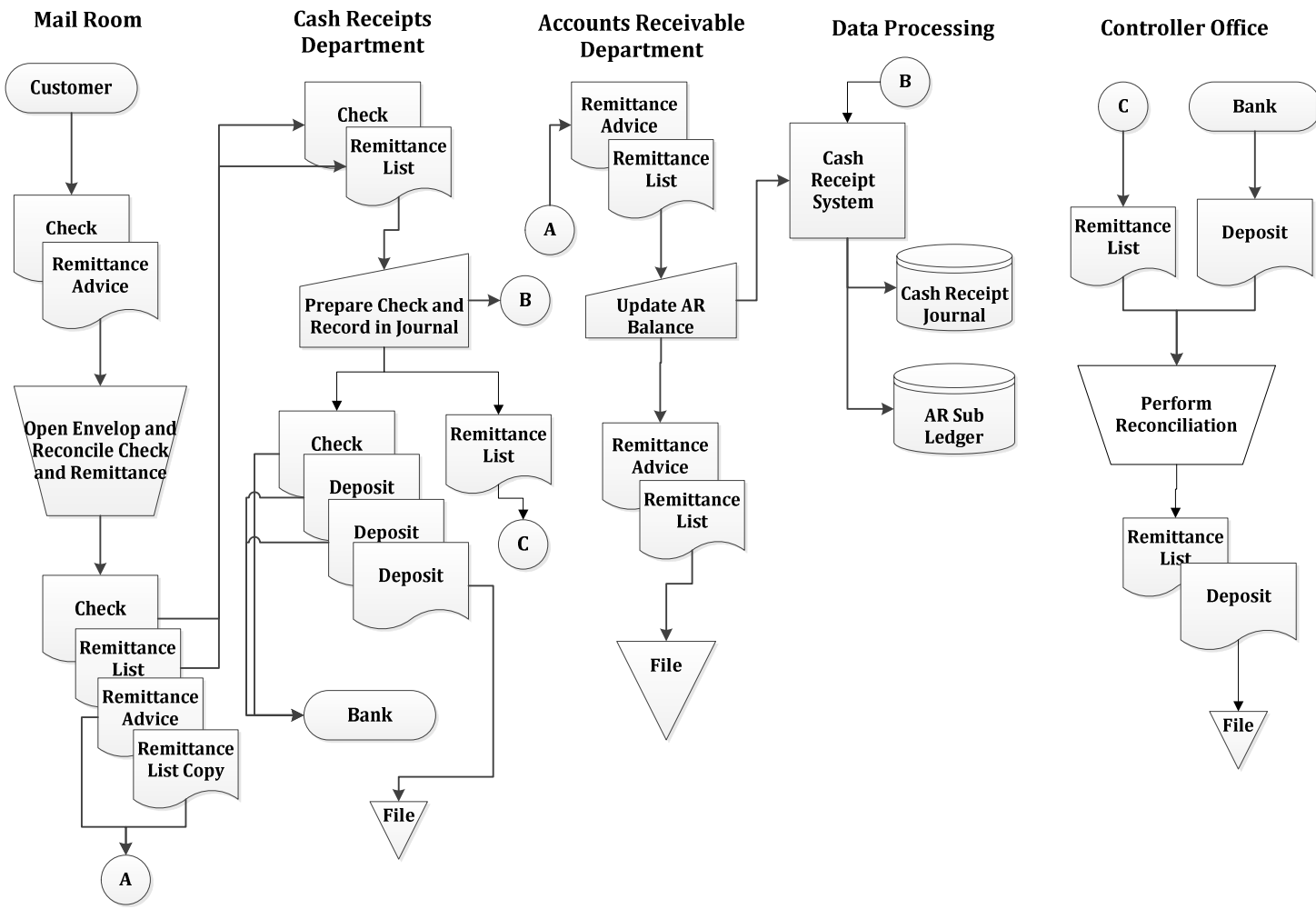

25. SYSTEM DOCUMENTATION – PURCHASES AND AP PROCEDURES (CENTRALIZED COMPUTER)

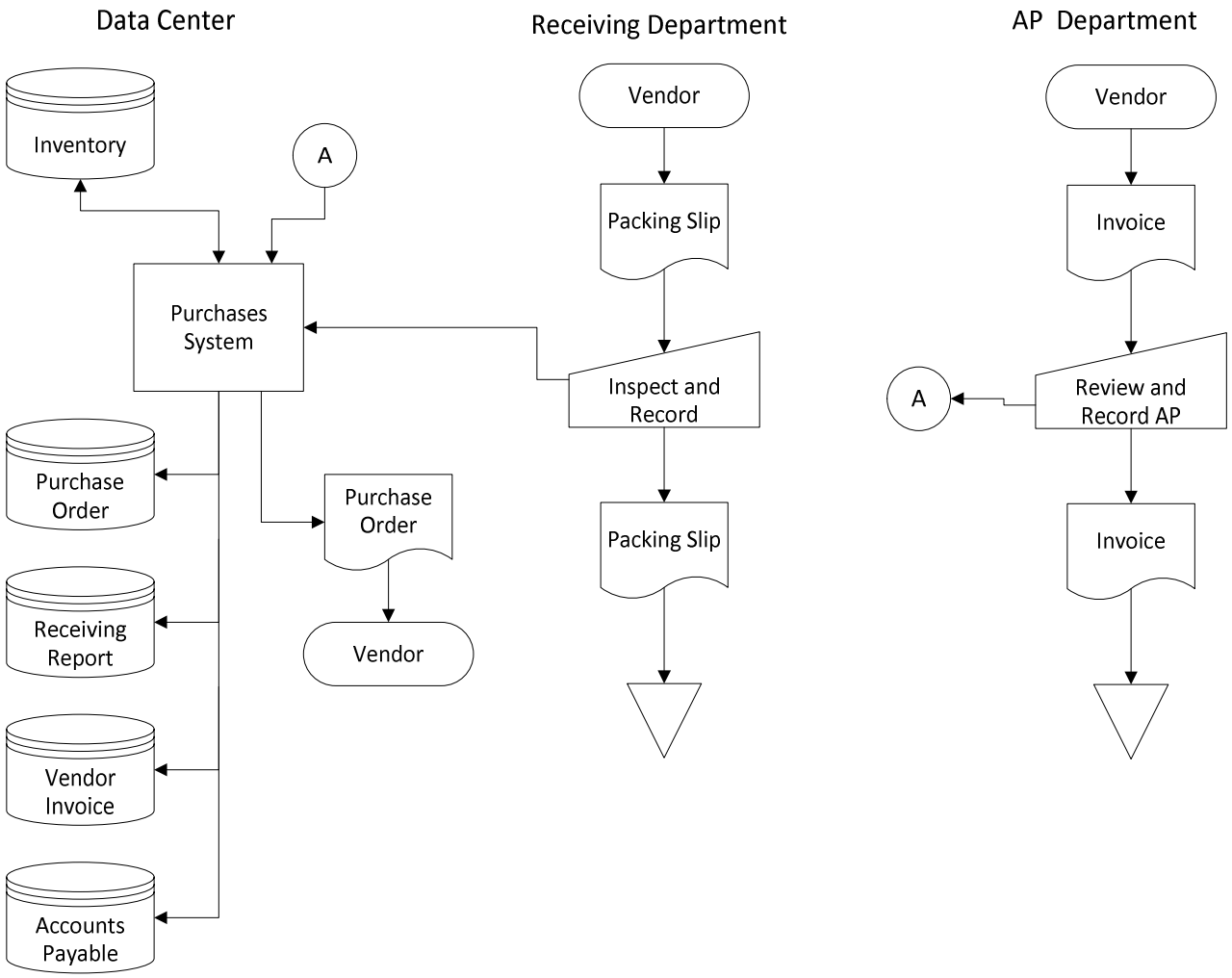

26.SYSTEM DOCUMENTATION – CASH DISBURSEMENT PROCEDURES (CENTRALIZED COMPUTER)

Solution to Problem 26, CD Procedures

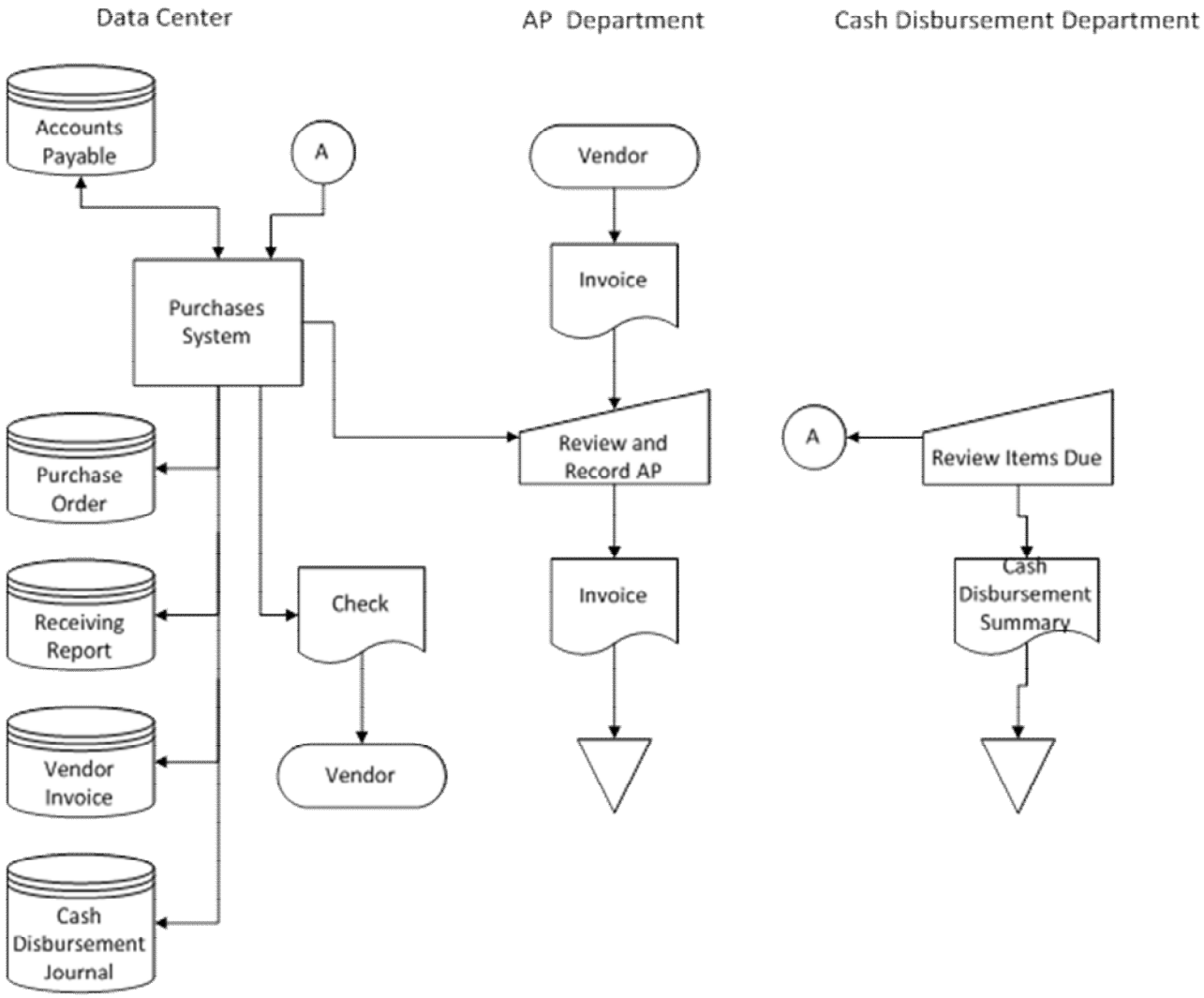

27. CODING SCHEME

101.0	Cash
102.0	Accounts Receivable
103.0	Office Supplies Inventory
104.0	Prepaid Insurance
105.0	Inventory
121.0	Investments in Marketable Securities
131.0	Delivery Truck
131.5	Accumulated Depreciation – Delivery Truck
132.0	Equipment
132.5	Accumulated Depreciation – Equipment
133.0	Furniture and Fixtures
133.5	Accumulated Depreciation – Furniture and Fixtures
134.0	Building
134.5	Accumulated Depreciation – Building
135.0	Land
201.0	Accounts Payable
202.0	Wages Payable
203.0	Taxes Payable
221.0	Notes Payable (Long-term)
222.0	Bonds Payable
301.0	Common Stock
302.0	Paid in Capital in Excess of Par

311.0	Treasury Stock
390.0	Retained Earnings
401.0	Sales
401.5	Sales Returns and Allowances
420.0	Dividend Income
501.0	Cost of Goods Sold
501.0	Wages Expense
521.0	Utility Expense
522.0	Office Supplies Expense
531.0	Insurance Expense
541.0	Depreciation Expense
551.0	Advertising Expense
561.0	Fuel Expense
571.0	Interest Expense

Chapter 2

Introduction to Transaction Processing

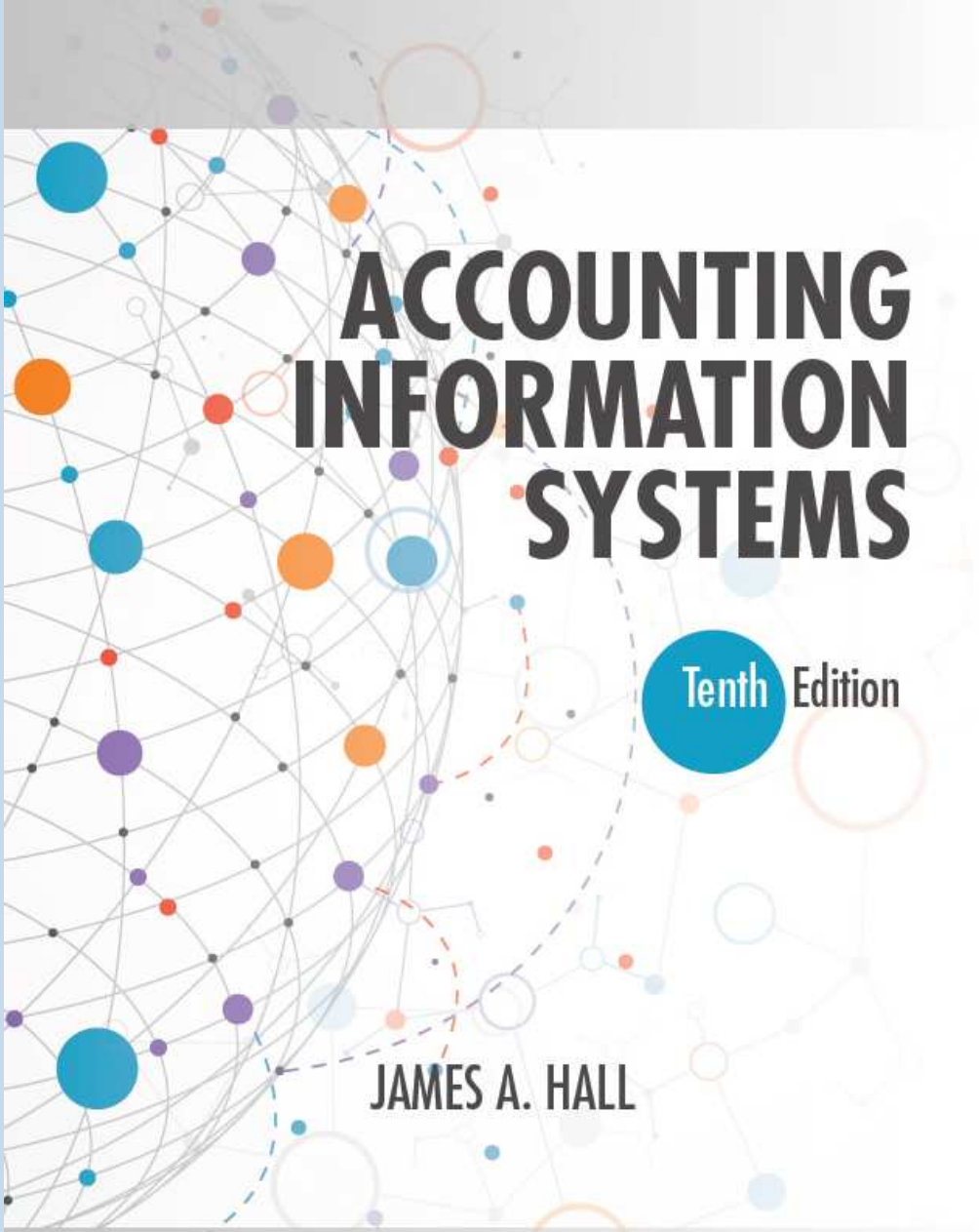

James A. Hall, Accounting Information Systems, 10th Edition. © 2019 Cengage. All Rights Reserved. May not be scanned, copied or duplicated, or posted to a publicly accessible website, in whole or in part.

Accounting Information Systems 10th edition Hall Solutions Manual

Learning Objectives

- Understand the broad objectives of transaction cycles.
- Recognize the types of transactions processed by each of the three transaction cycles.
- Know the basic accounting records used in transaction processing systems.
- Understand the relationship between traditional accounting records and their digital equivalents in computer-based systems.
- Be familiar with the documentation techniques used for representing manual procedures and the computer components of systems.
- Understand the differences between batch and real-time processing and the impact of these technologies on transaction processing.
- Be familiar with data coding schemes used in accounting information systems.

James A. Hall, Accounting Information Systems, 10th Edition. © 2019 Cengage. All Rights Reserved.
May not be scanned, copied or duplicated, or posted to a publicly accessible website, in whole or in part.
Accounting Information Systems 10th edition Hall Solutions Manual

An Overview of Transaction Processing

- The most common financial transactions are economic exchanges with external parties.
- These include the sale of goods or services, the purchase of inventory, the discharge of financial obligations, and the receipt of cash on account from customers.
- Financial transactions are common business events that occur regularly.

James A. Hall, Accounting Information Systems, 10th Edition. © 2019 Cengage. All Rights Reserved.
May not be scanned, copied or duplicated, or posted to a publicly accessible website, in whole or in part.
Accounting Information Systems 10th edition Hall Solutions Manual

TRANSACTION CYCLES

- The Expenditure Cycle
  - The **expenditure cycle** is the acquisition of materials, property, and labor in exchange for cash.
- The Conversion Cycle
  - The **conversion cycle** is the cycle composed of the production system and the cost accounting system.
- The Revenue Cycle
  - The **revenue cycle** is the cycle composed of sales order processing and cash receipts.

James A. Hall, Accounting Information Systems, 10th Edition. © 2019 Cengage. All Rights Reserved.
May not be scanned, copied or duplicated, or posted to a publicly accessible website, in whole or in part.
Accounting Information Systems 10th edition Hall Solutions Manual

Relationship Between Transaction Cycles

FIGURE 2-1 RELATIONSHIP BETWEEN TRANSACTION CYCLES

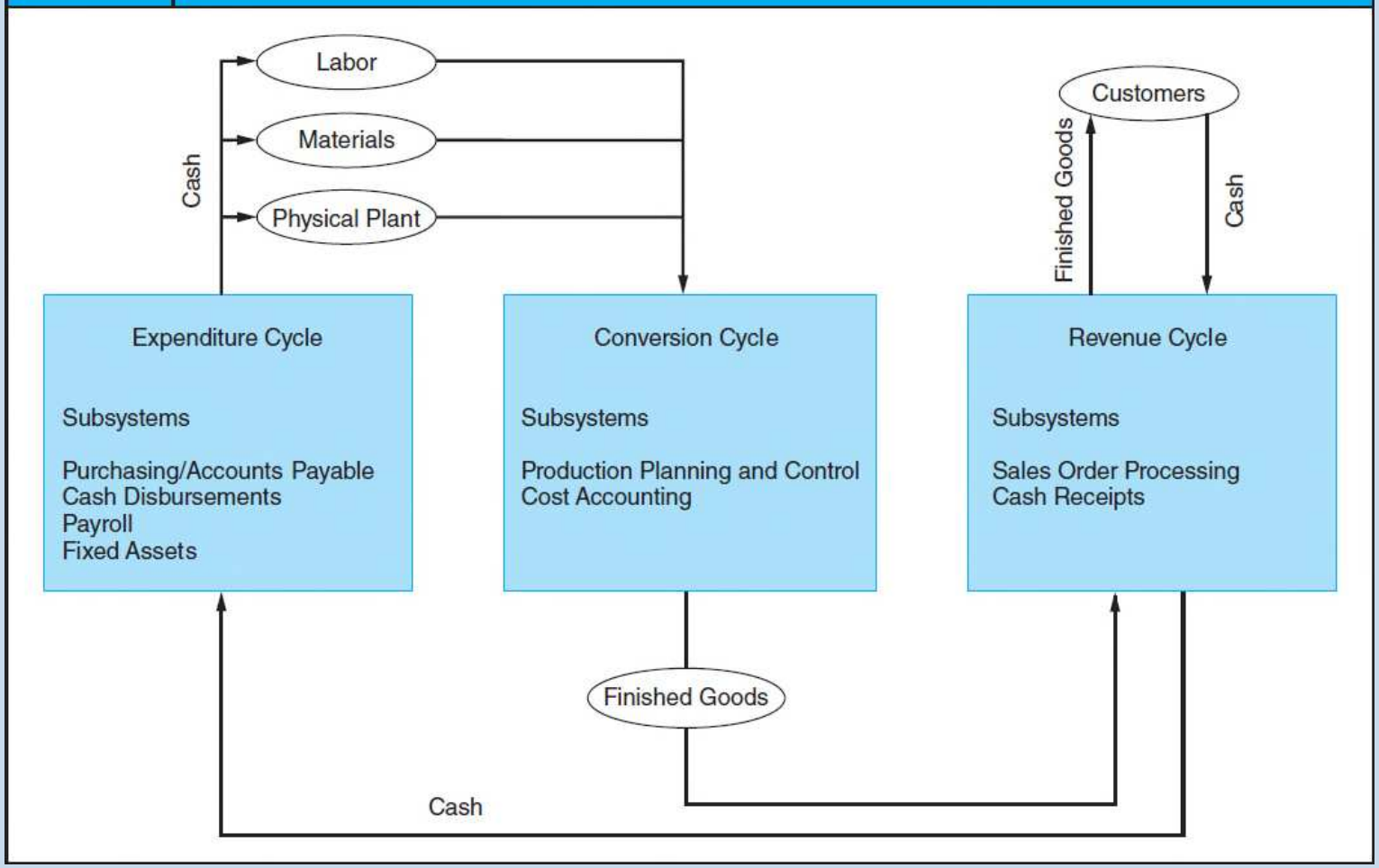

James A. Hall, Accounting Information Systems, 10th Edition. © 2019 Cengage. All Rights Reserved.
May not be scanned, copied or duplicated, or posted to a publicly accessible website, in whole or in part.
Accounting Information Systems 10th edition Hall Solutions Manual

Accounting Records

- **Accounting records** are documents, journals, or ledgers used in transaction cycles.

James A. Hall, Accounting Information Systems, 10th Edition. © 2019 Cengage. All Rights Reserved.
May not be scanned, copied or duplicated, or posted to a publicly accessible website, in whole or in part.
Accounting Information Systems 10th edition Hall Solutions Manual

MANUAL SYSTEMS

- Documents
  - **Source documents** are documents that capture and formalize transaction data needed for processing by their respective transaction cycles.
  - **Product documents** are documents that result from transaction processing.
  - **Turnaround documents** are product documents of one system that become source documents for another system.

James A. Hall, Accounting Information Systems, 10th Edition. © 2019 Cengage. All Rights Reserved.
May not be scanned, copied or duplicated, or posted to a publicly accessible website, in whole or in part.
Accounting Information Systems 10th edition Hall Solutions Manual

Creation of a Source Document

FIGURE 2-2 CREATION OF A SOURCE DOCUMENT

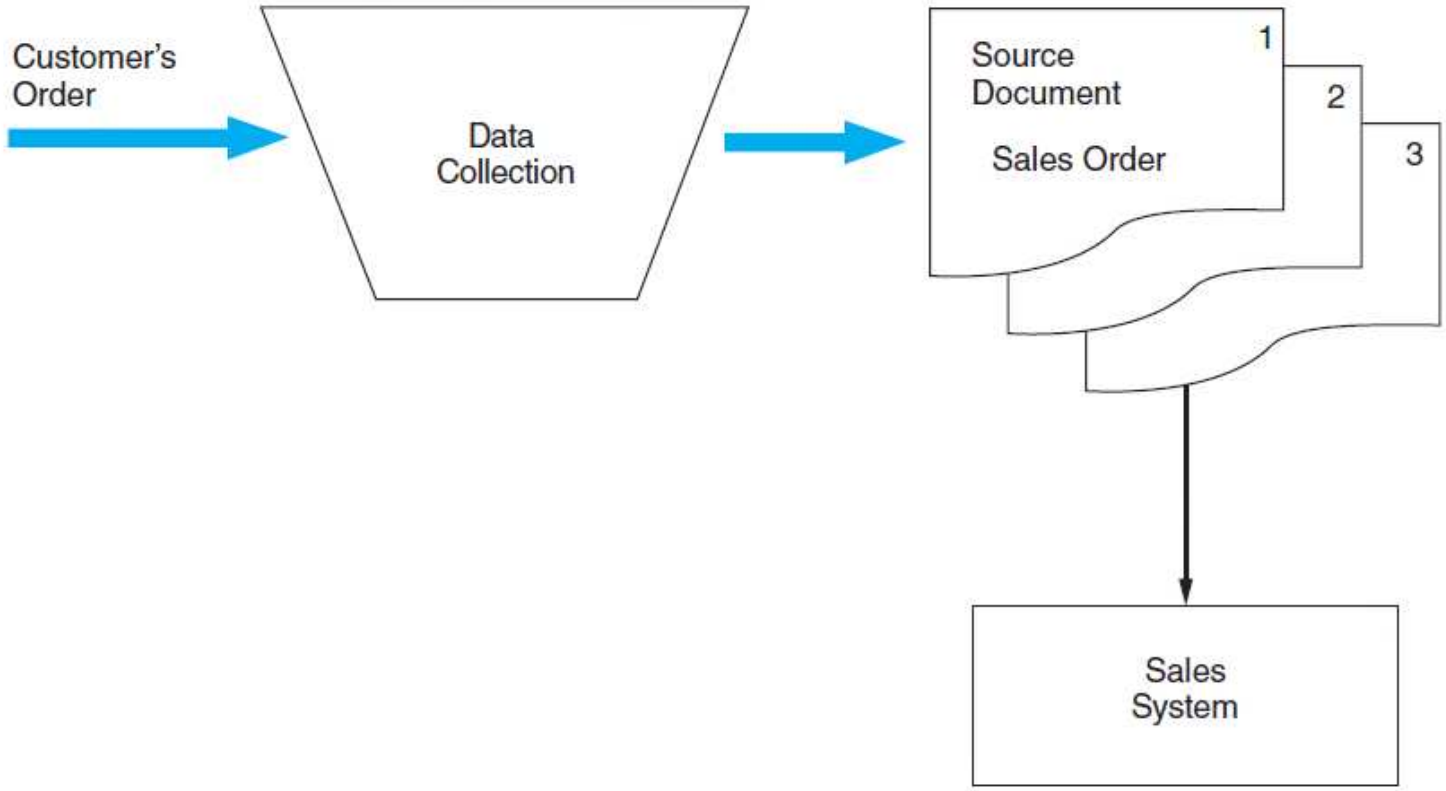

James A. Hall, Accounting Information Systems, 10th Edition. © 2019 Cengage. All Rights Reserved.
May not be scanned, copied or duplicated, or posted to a publicly accessible website, in whole or in part.
Accounting Information Systems 10th edition Hall Solutions Manual

A Product Document

FIGURE 2-3 A PRODUCT DOCUMENT

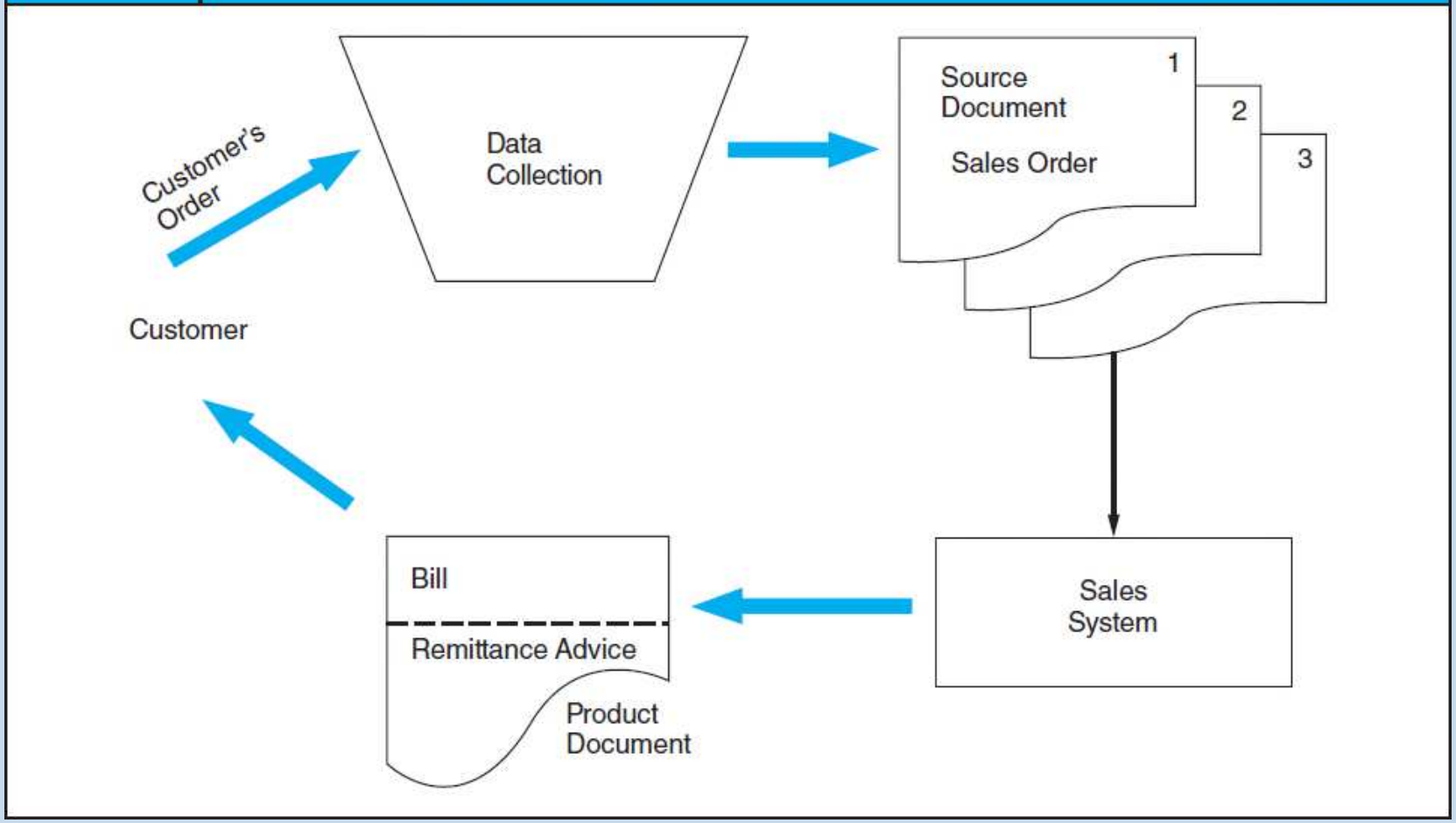

James A. Hall, Accounting Information Systems, 10th Edition. © 2019 Cengage. All Rights Reserved.
May not be scanned, copied or duplicated, or posted to a publicly accessible website, in whole or in part.
Accounting Information Systems 10th edition Hall Solutions Manual

A Turnaround Document

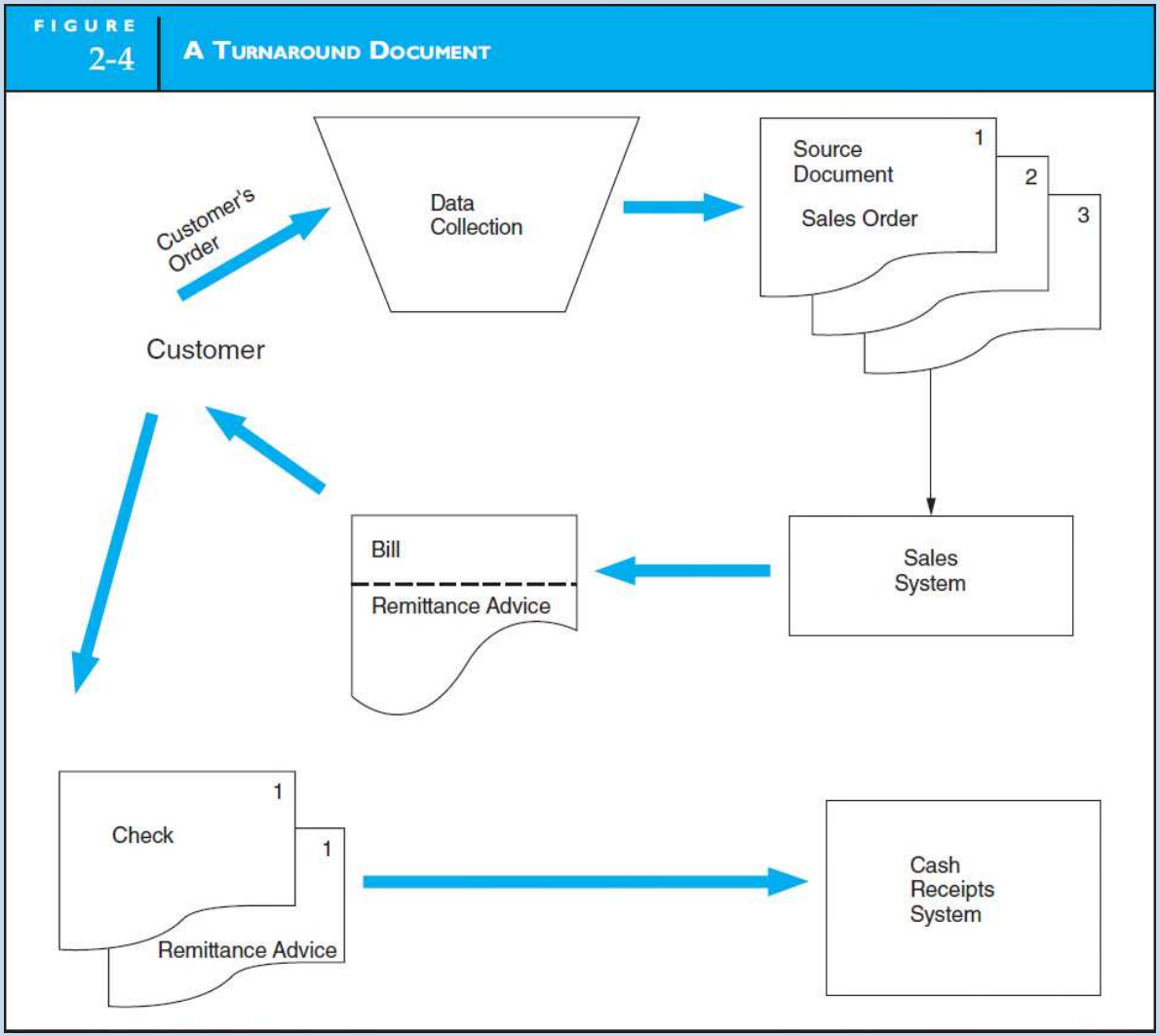

James A. Hall, Accounting Information Systems, 10th Edition. © 2019 Cengage. All Rights Reserved.
May not be scanned, copied or duplicated, or posted to a publicly accessible website, in whole or in part.
Accounting Information Systems 10th edition Hall Solutions Manual

MANUAL SYSTEMS *(continued)*

- Journals
  - A **journal** is a record of a chronological entry.
  - SPECIAL JOURNALS
  - REGISTER: A **register** is often used to denote certain types of special journals. For example, the payroll journal is often called the payroll register.
  - GENERAL JOURNALS: **Journal vouchers** are accounting journal entries into an accounting system for the purposes of making corrections or adjustments to the accounting data. For control purposes, all JVs should be approved by the appropriate designated authority.

James A. Hall, Accounting Information Systems, 10th Edition. © 2019 Cengage. All Rights Reserved.
May not be scanned, copied or duplicated, or posted to a publicly accessible website, in whole or in part.
Accounting Information Systems 10th edition Hall Solutions Manual

MANUAL SYSTEMS *(continued)*

- Ledgers
  - A **ledger** is a book of accounts that reflects the financial effects of the firm's transactions after they are posted from the various journals.
  - GENERAL LEDGERS
  - SUBSIDIARY LEDGERS

James A. Hall, Accounting Information Systems, 10th Edition. © 2019 Cengage. All Rights Reserved.
May not be scanned, copied or duplicated, or posted to a publicly accessible website, in whole or in part.
Accounting Information Systems 10th edition Hall Solutions Manual

Sales Order Recorded in a Sales Journal

FIGURE 2-5 SALES ORDER RECORDED IN SALES JOURNAL

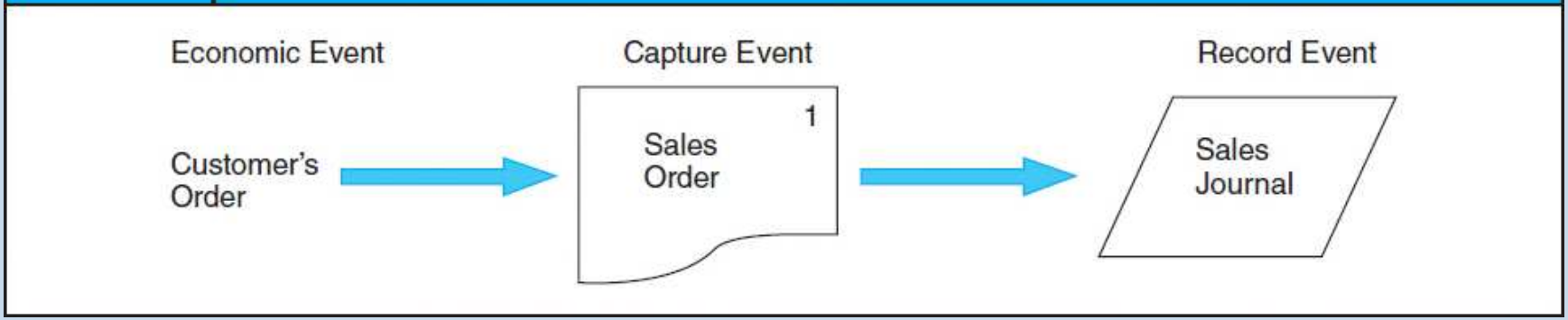

James A. Hall, Accounting Information Systems, 10th Edition. © 2019 Cengage. All Rights Reserved.
May not be scanned, copied or duplicated, or posted to a publicly accessible website, in whole or in part.
Accounting Information Systems 10th edition Hall Solutions Manual

Sales Journal

FIGURE 2-6 SALES JOURNAL

Date	Customer	Invoice Num.	Acct. Num.	Post	Debit Acct. Rec. #102	Credit Sales #401
Sept. 1	Hewitt Co.	4523	1120		3300	3300
15	Acme Drilling	8821	1298		6825	6825
Oct. 3	Buell Corp.	22987	1030		4000	4000
10	Check Ltd.	66734	1110		8500	8500

James A. Hall, Accounting Information Systems, 10th Edition. © 2019 Cengage. All Rights Reserved.
May not be scanned, copied or duplicated, or posted to a publicly accessible website, in whole or in part.
Accounting Information Systems 10th edition Hall Solutions Manual

General Journal

FIGURE 2-7 GENERAL JOURNAL

GENERAL JOURNAL PAGE

	DATE	DESCRIPTION	POST. REF.	DEBIT	CREDIT	
1	Sept. 1, 20xx	Depreciation Expense	520	500		1
2		Accumulated Depreciation	210		5000	2
3						3
4	Sept. 2, 20xx	Insurance Expense	525	1200		4
5		Prepaid Insurance	180		1200	5
6						6
7	Sept. 3, 20xx	Cash	101	11000		7
8		Capital Stock	310		11000	8
9						9
10						10
11						11
12						12

James A. Hall, Accounting Information Systems, 10th Edition. © 2019 Cengage. All Rights Reserved.
May not be scanned, copied or duplicated, or posted to a publicly accessible website, in whole or in part.
Accounting Information Systems 10th edition Hall Solutions Manual

Flow of Information from the Economic Event to the General Ledger

FIGURE 2-8 FLOW OF INFORMATION FROM THE ECONOMIC EVENT TO THE GENERAL LEDGER

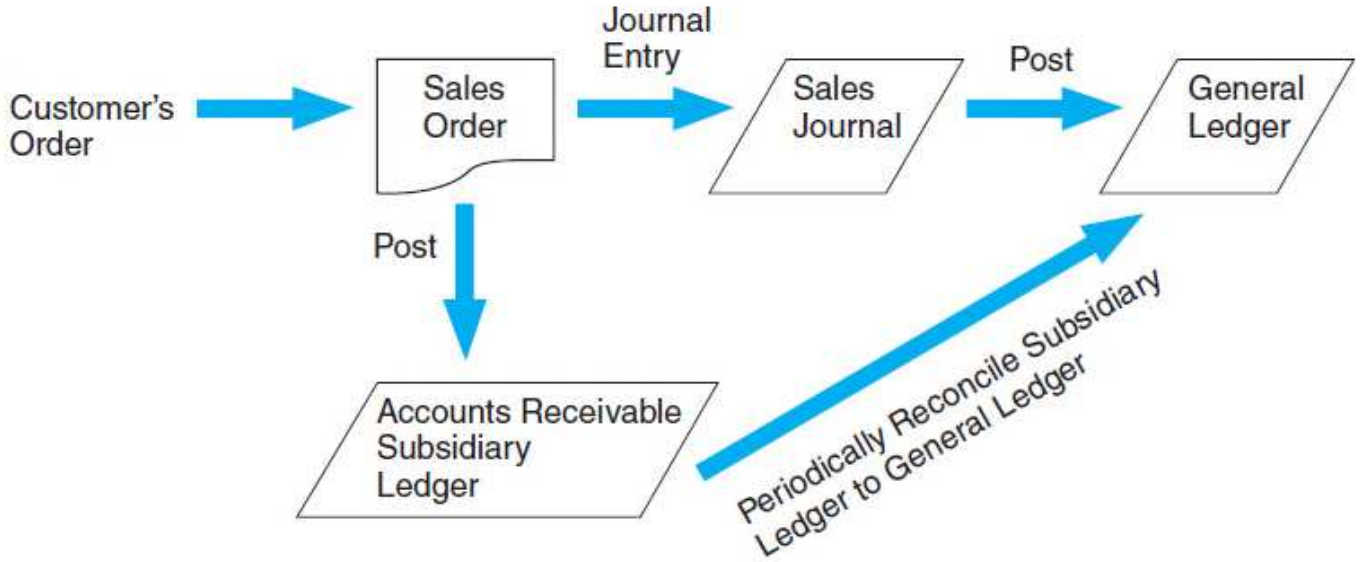

James A. Hall, Accounting Information Systems, 10th Edition. © 2019 Cengage. All Rights Reserved.
May not be scanned, copied or duplicated, or posted to a publicly accessible website, in whole or in part.
Accounting Information Systems 10th edition Hall Solutions Manual

General Ledger

FIGURE 2-9 GENERAL LEDGER

Cash — ACCOUNT NO. 101

DATE		ITEM	POST. REF.	DEBIT	CREDIT	BALANCE DEBIT	BALANCE CREDIT
Sept.	10		S1	3300		3300	
	15		S1	6825		10125	
Oct.	3		S1	4000		14125	
	10		CD1		2800	11325	

Accounts Receivable — ACCOUNT NO. 102

DATE		ITEM	POST. REF.	DEBIT	CREDIT	BALANCE DEBIT	BALANCE CREDIT
Sept.	1		S1	1400		1400	
	8		S1	2605		4005	
	15		CR1		1650	2355	

Accounts Payable — ACCOUNT NO. 201

DATE		ITEM	POST. REF.	DEBIT	CREDIT	BALANCE DEBIT	BALANCE CREDIT
Sept.	1		P1		2050		2050
	10		CD1	280			1770

James A. Hall, Accounting Information Systems, 10th Edition. © 2019 Cengage. All Rights Reserved.
May not be scanned, copied or duplicated, or posted to a publicly accessible website, in whole or in part.
Accounting Information Systems 10th edition Hall Solutions Manual

General Ledger *(continued)*

FIGURE 2-9 **GENERAL LEDGER (CONTINUED)**

Purchases ACCOUNT NO. *502*

DATE		ITEM	POST. REF.	DEBIT	CREDIT	BALANCE DEBIT	BALANCE CREDIT
Sept.	*1*		P1	*2 0 5 0 0*		*2 0 5 0 0*	

James A. Hall, Accounting Information Systems, 10th Edition. © 2019 Cengage. All Rights Reserved.
May not be scanned, copied or duplicated, or posted to a publicly accessible website, in whole or in part.
Accounting Information Systems 10th edition Hall Solutions Manual

Relationship between the Subsidiary Ledger and the General Ledger

FIGURE 2-10 RELATIONSHIP BETWEEN THE SUBSIDIARY LEDGER AND THE GENERAL LEDGER

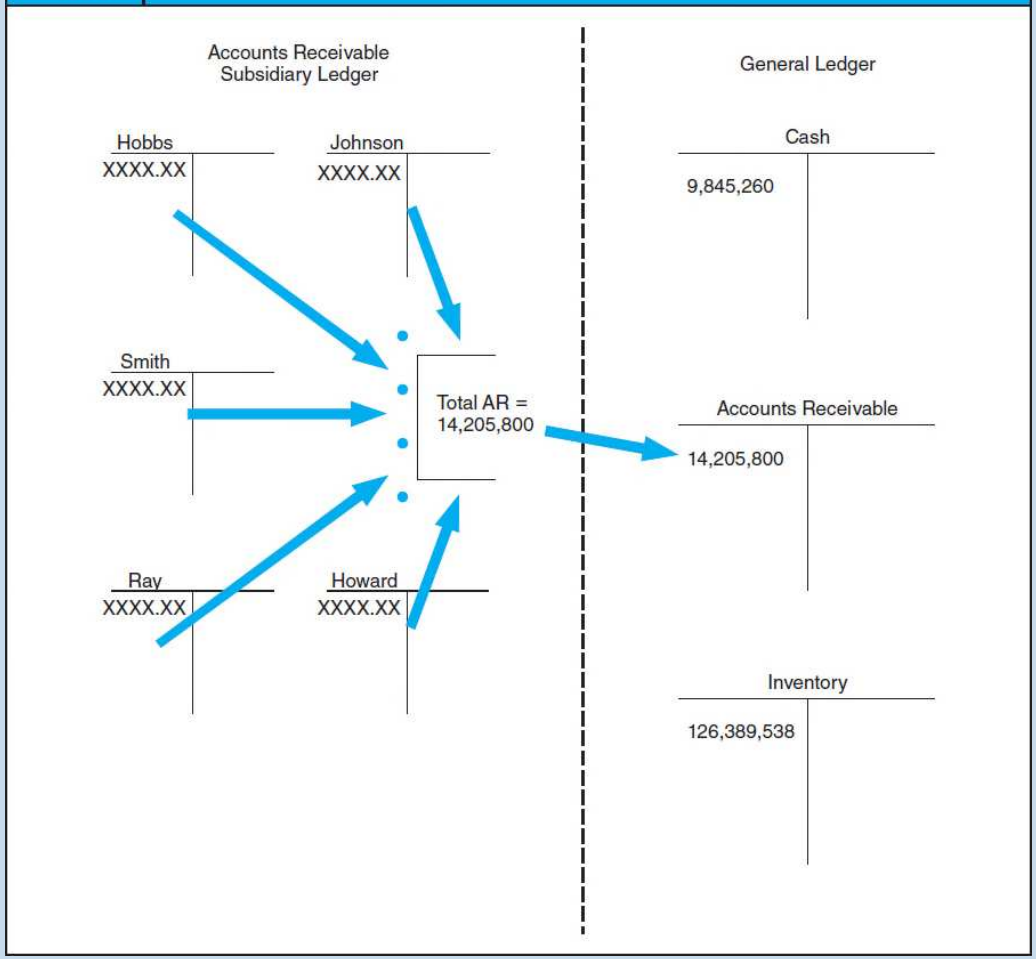

James A. Hall, Accounting Information Systems, 10th Edition. © 2019 Cengage. All Rights Reserved.
May not be scanned, copied or duplicated, or posted to a publicly accessible website, in whole or in part.

Accounting Information Systems 10th edition Hall Solutions Manual

THE AUDIT TRAIL

- An **audit trail** is a set of accounting records that trace transactions from their source documents to the financial statements.
- An audit trail is of utmost importance in the conduct of a financial audit.
- The external auditor's responsibility involves, in part, the review of selected accounts and transactions to determine their validity, accuracy, and completeness.

James A. Hall, Accounting Information Systems, 10th Edition. © 2019 Cengage. All Rights Reserved.
May not be scanned, copied or duplicated, or posted to a publicly accessible website, in whole or in part.
Accounting Information Systems 10th edition Hall Solutions Manual

DIGITAL ACCOUNTING RECORDS

- Modern accounting systems store data in four types of digital computer files:
  - A **master file** contains account data.
  - A **transaction file** is a temporary file that holds transaction records that will be used to change or update data in a master file.
  - A **reference file** is a file that stores the data used as standards for processing transactions.
  - An **archive file** is a file that contains records of past transactions that are retained for future reference.
- The Digital Audit Trail

James A. Hall, Accounting Information Systems, 10th Edition. © 2019 Cengage. All Rights Reserved.
May not be scanned, copied or duplicated, or posted to a publicly accessible website, in whole or in part.
Accounting Information Systems 10th edition Hall Solutions Manual

Digital Accounting Records in a Computer-Based System

FIGURE 2-11 DIGITAL ACCOUNTING RECORDS IN A COMPUTER-BASED SYSTEM

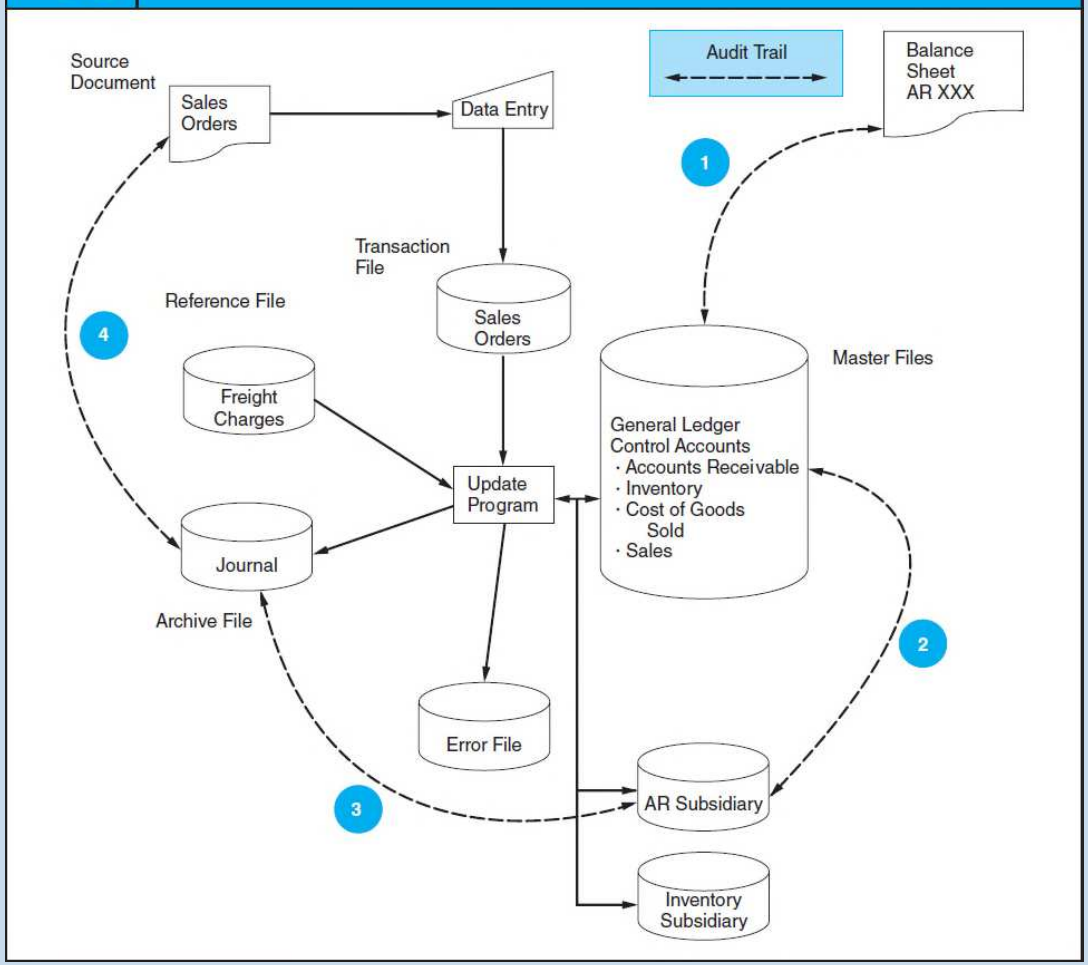

James A. Hall, Accounting Information Systems, 10th Edition. © 2019 Cengage. All Rights Reserved.
May not be scanned, copied or duplicated, or posted to a publicly accessible website, in whole or in part.
Accounting Information Systems 10th edition Hall Solutions Manual

File Structures

- Digital file structures and storage techniques vary widely among transaction processing systems.
- Some structures are effective at processing all records in large master files.
- Some file structures are better for directly locating and processing a single record in a large file.
- The **legacy systems** are large mainframe systems implemented in the late 1960s through the 1980s.

James A. Hall, Accounting Information Systems, 10th Edition. © 2019 Cengage. All Rights Reserved.
May not be scanned, copied or duplicated, or posted to a publicly accessible website, in whole or in part.
Accounting Information Systems 10th edition Hall Solutions Manual

THE FLAT-FILE MODEL

- The **flat-file model** is an environment in which individual data files are not related to other files.
- There are three significant problems in the flat-file environment: data storage, data updating, and currency of information.
- Data Capture and Storage
  - **Data storage** is an efficient information system that captures and stores data only once and makes this single source available to all users who need it.
- Data Updating
  - **Data updating** is the periodic updating of data stored in the files of an organization.

James A. Hall, Accounting Information Systems, 10th Edition. © 2019 Cengage. All Rights Reserved.
May not be scanned, copied or duplicated, or posted to a publicly accessible website, in whole or in part.
Accounting Information Systems 10th edition Hall Solutions Manual

THE FLAT-FILE MODEL *(continued)*

- Currency of Information
  - **Currency of information** is a problem associated with the flat-file model because of its failure to update all the user files affected by a change in status; may result in decisions based on outdated information.
- Task-Data Dependency
  - **Task-data dependency** is a user's inability to obtain additional information as his or her needs change.
- Flat Files Limit Data Integration

James A. Hall, Accounting Information Systems, 10th Edition. © 2019 Cengage. All Rights Reserved.
May not be scanned, copied or duplicated, or posted to a publicly accessible website, in whole or in part.
Accounting Information Systems 10th edition Hall Solutions Manual

Flat-File Model

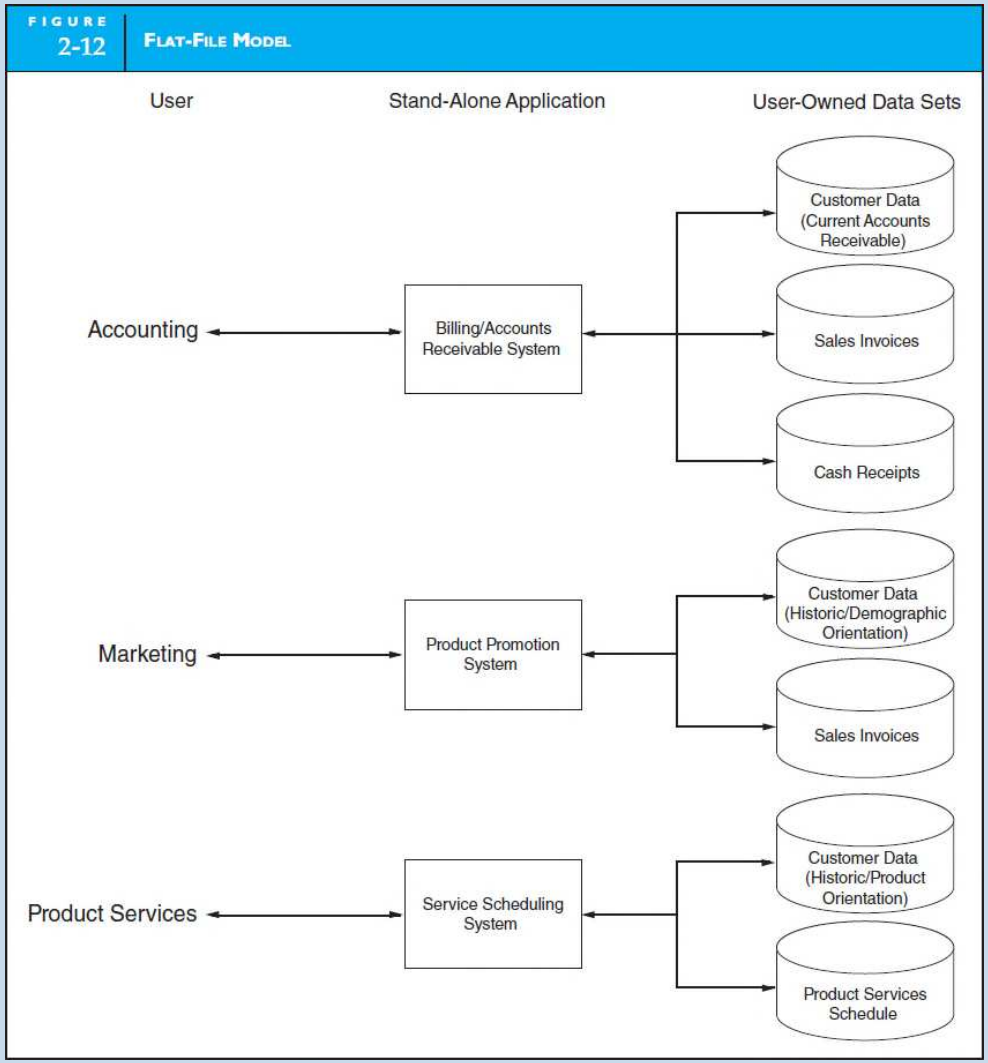

James A. Hall, Accounting Information Systems, 10th Edition. © 2019 Cengage. All Rights Reserved.
May not be scanned, copied or duplicated, or posted to a publicly accessible website, in whole or in part.
Accounting Information Systems 10th edition Hall Solutions Manual

THE DATABASE MODEL

- The **database model** is a symbolic model of the structure of, and the associations between, an organization's data entities.
- The **database management system (DBMS)** is a software system that controls access to the data resource.
- The most striking difference between the database model and the flat-file model is the pooling of data into a common database that all organizational users share.

James A. Hall, Accounting Information Systems, 10th Edition. © 2019 Cengage. All Rights Reserved.
May not be scanned, copied or duplicated, or posted to a publicly accessible website, in whole or in part.
Accounting Information Systems 10th edition Hall Solutions Manual

Database Model

FIGURE 2-13 DATABASE MODEL

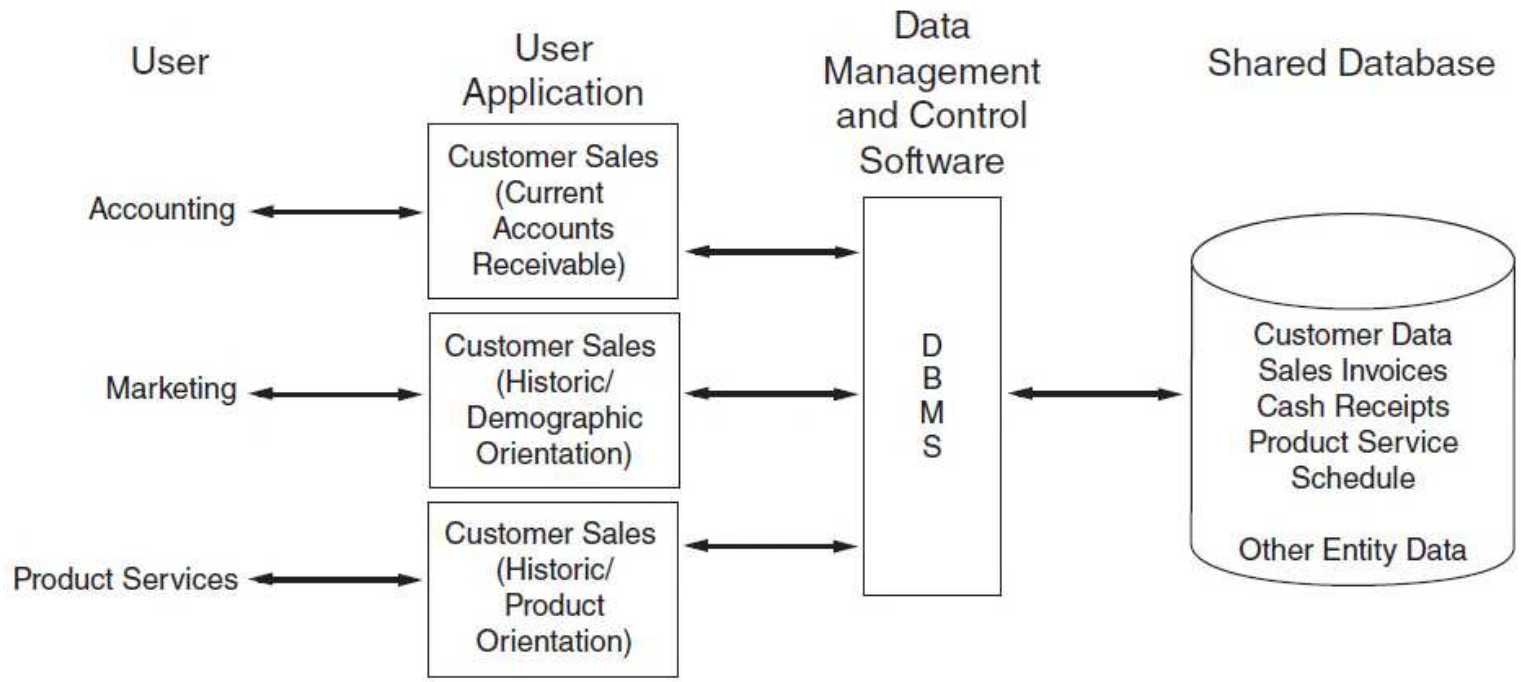

James A. Hall, Accounting Information Systems, 10th Edition. © 2019 Cengage. All Rights Reserved.
May not be scanned, copied or duplicated, or posted to a publicly accessible website, in whole or in part.
Accounting Information Systems 10th edition Hall Solutions Manual

Documentation Techniques

- Visual images convey vital system information more effectively and efficiently than words.
- Accountants use system documentation routinely, as both systems designers and auditors.
- Five basic documentation techniques are: data flow diagrams, entity relationship diagrams, system flowcharts, program flowcharts, and record layout diagrams.

James A. Hall, Accounting Information Systems, 10th Edition. © 2019 Cengage. All Rights Reserved.
May not be scanned, copied or duplicated, or posted to a publicly accessible website, in whole or in part.
Accounting Information Systems 10th edition Hall Solutions Manual

DATA FLOW DIAGRAMS AND ENTITY RELATIONSHIP DIAGRAMS

- Data Flow Diagrams
  - The **data flow diagram (DFD)** is the use of a set of symbols in a diagram to represent the processes, data sources, data flows, and process sequences of a current or proposed system.
- Entity Relationship Diagrams
  - An **entity relationship (ER)** diagram is a documentation technique used to represent the relationship among data entities in a system.
  - **Cardinality** is the numeric mapping between entities such as one-to-one (1:1), one-to-many (1:M), and many-to-many (M:M).
  - A **data model** is the blueprint for what ultimately will become the physical database.
- Relationship between ER Diagrams and DFDs

James A. Hall, Accounting Information Systems, 10th Edition. © 2019 Cengage. All Rights Reserved.
May not be scanned, copied or duplicated, or posted to a publicly accessible website, in whole or in part.
Accounting Information Systems 10th edition Hall Solutions Manual

Data Flow Diagram Symbol Set

FIGURE 2-14 DATA FLOW DIAGRAM SYMBOL SET

Symbol	Description
Entity Name	Input source or output destination of data
N Process Description	A process that is triggered or supported by data
Data Store Name	A store of data such as a transaction file, a master file, or a reference file
→	Direction of data flow

James A. Hall, Accounting Information Systems, 10th Edition. © 2019 Cengage. All Rights Reserved.
May not be scanned, copied or duplicated, or posted to a publicly accessible website, in whole or in part.
Accounting Information Systems 10th edition Hall Solutions Manual

Data Flow Diagram of Purchases System

FIGURE 2-15 DATA FLOW DIAGRAM OF PURCHASES SYSTEM

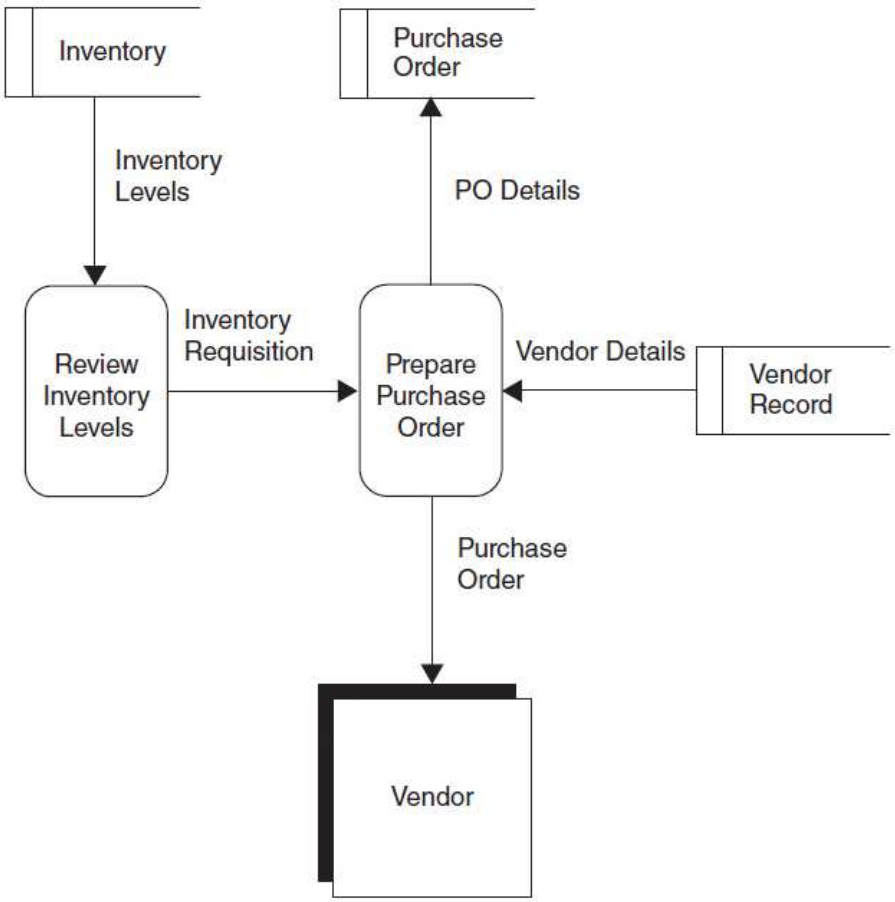

James A. Hall, Accounting Information Systems, 10th Edition. © 2019 Cengage. All Rights Reserved.
May not be scanned, copied or duplicated, or posted to a publicly accessible website, in whole or in part.
Accounting Information Systems 10th edition Hall Solutions Manual

Entity Relationships Diagram Symbols

FIGURE 2-16 ENTITY RELATIONSHIP DIAGRAM SYMBOLS

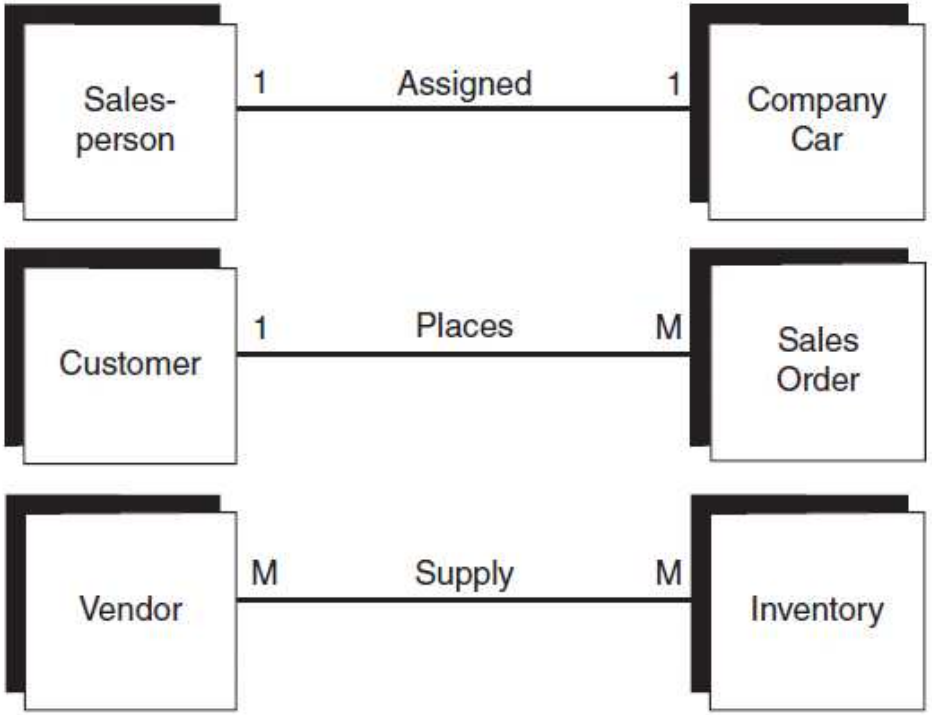

James A. Hall, Accounting Information Systems, 10th Edition. © 2019 Cengage. All Rights Reserved.
May not be scanned, copied or duplicated, or posted to a publicly accessible website, in whole or in part.
Accounting Information Systems 10th edition Hall Solutions Manual

Data Model

FIGURE 2-17 DATA MODEL

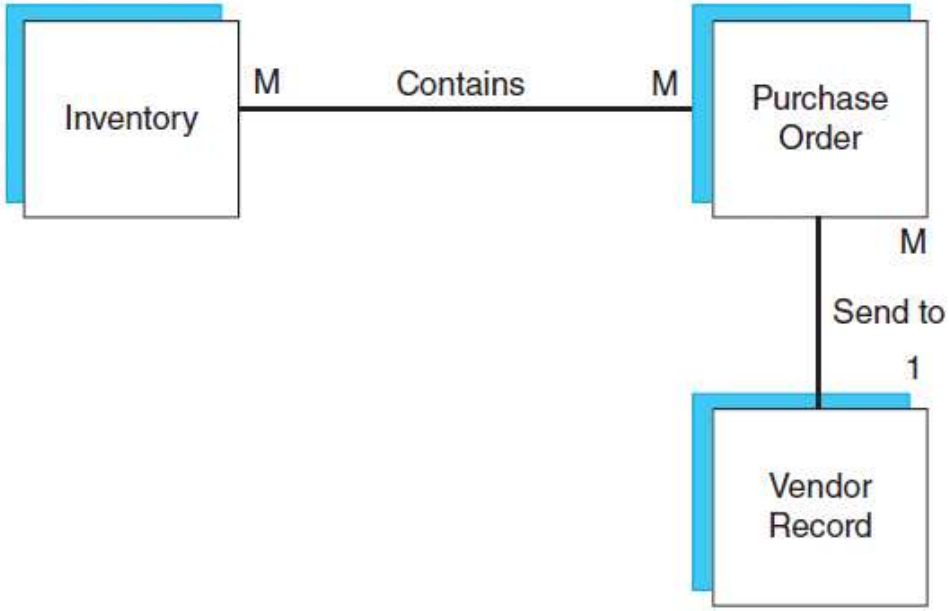

James A. Hall, Accounting Information Systems, 10th Edition. © 2019 Cengage. All Rights Reserved.
May not be scanned, copied or duplicated, or posted to a publicly accessible website, in whole or in part.
Accounting Information Systems 10th edition Hall Solutions Manual

SYSTEM FLOWCHARTS

- A **system flowchart** is used to show the relationship between the key elements—input sources, programs, and output products—of computer systems.
- Flowcharting Manual Activities
  - Lay out the physical areas of activity.
  - Transcribe the written facts into visual format.
- Flowcharting Computer Processes
  - Transcribe the written facts into visual format.

James A. Hall, Accounting Information Systems, 10th Edition. © 2019 Cengage. All Rights Reserved.
May not be scanned, copied or duplicated, or posted to a publicly accessible website, in whole or in part.
Accounting Information Systems 10th edition Hall Solutions Manual

Flowchart Showing Areas of Activity

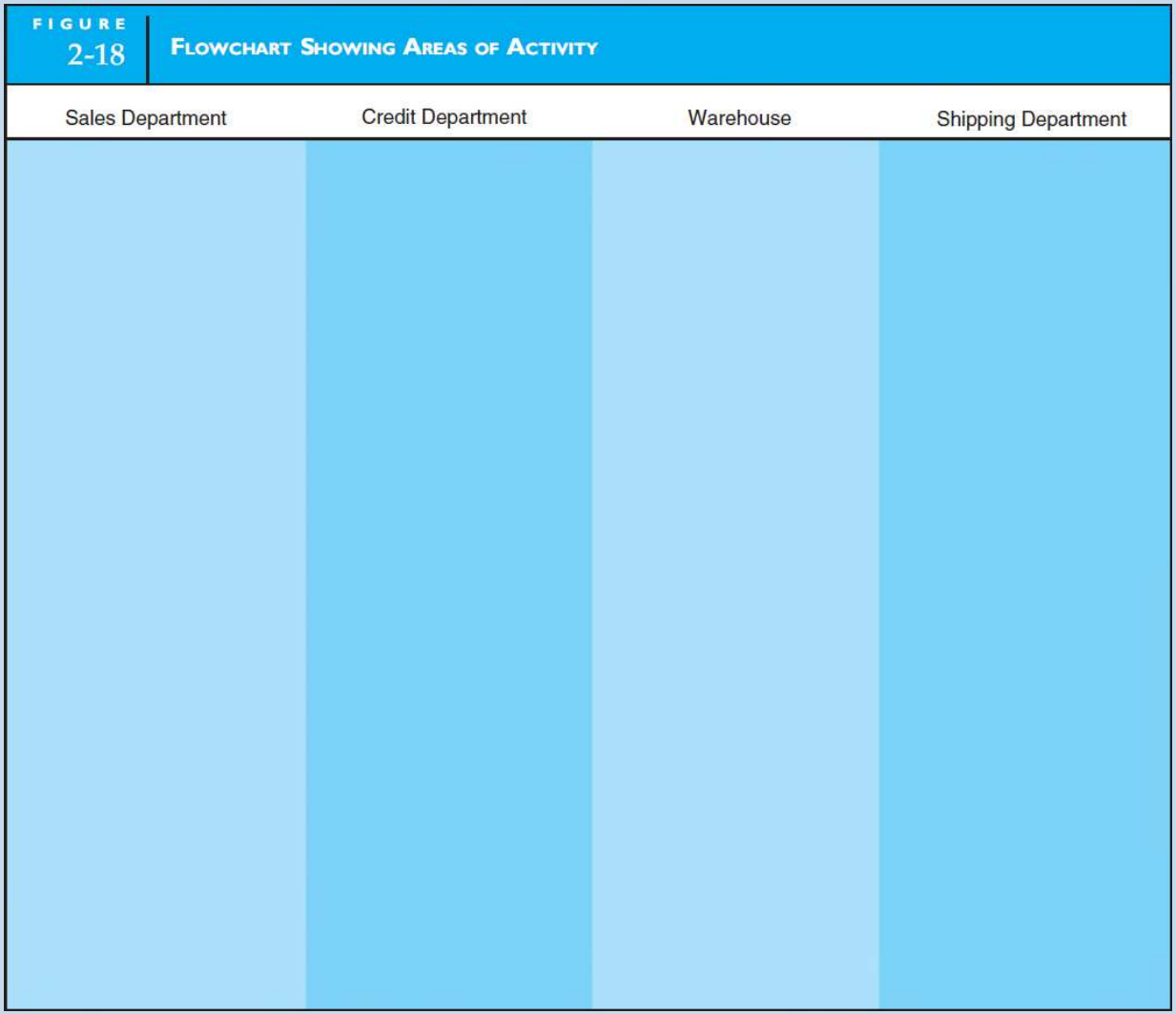

James A. Hall, Accounting Information Systems, 10th Edition. © 2019 Cengage. All Rights Reserved.
May not be scanned, copied or duplicated, or posted to a publicly accessible website, in whole or in part.
Accounting Information Systems 10th edition Hall Solutions Manual

Symbol Set for Representing Manual Procedures

FIGURE 2-19 SYMBOL SET FOR REPRESENTING MANUAL PROCEDURES

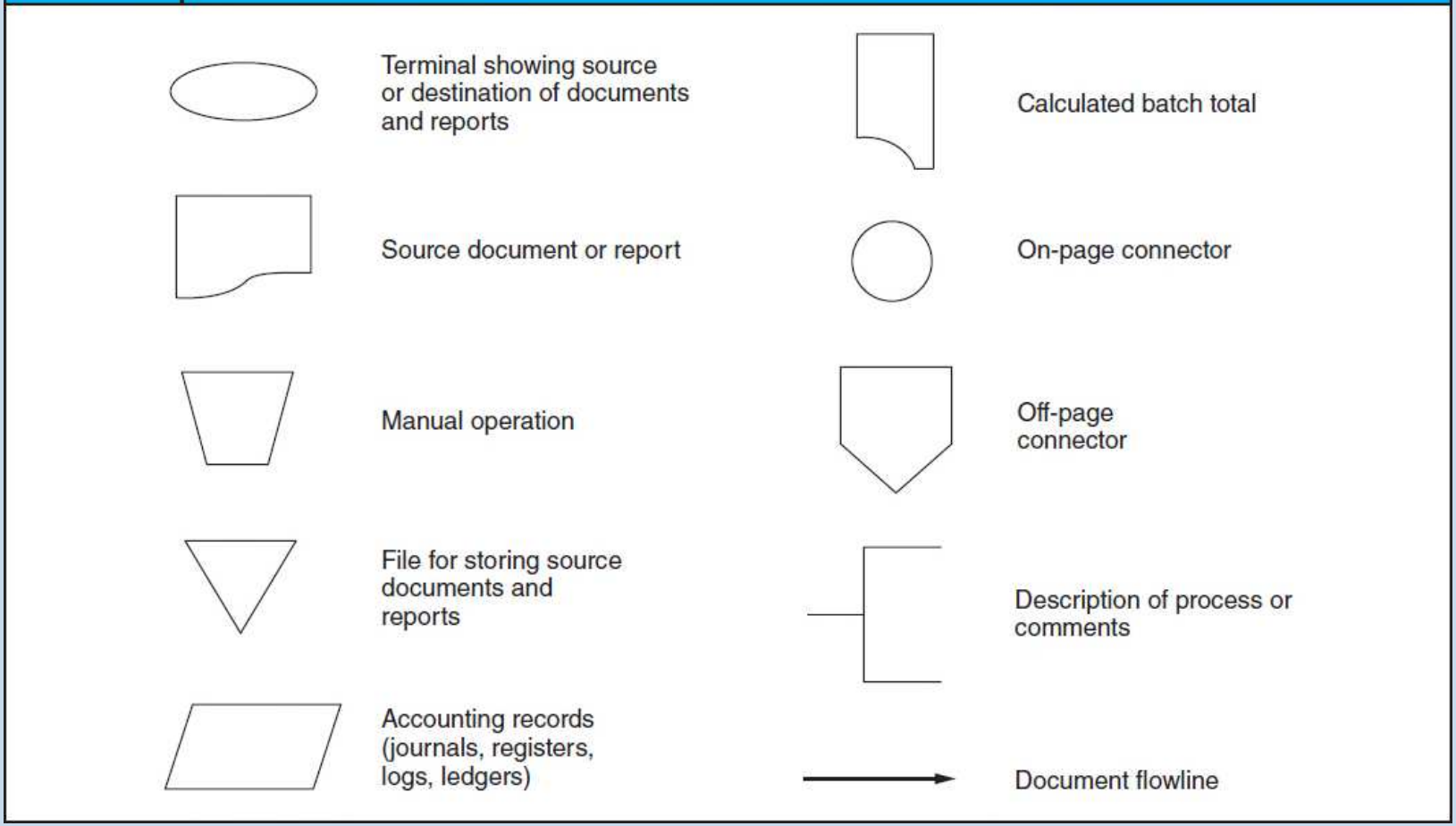

James A. Hall, Accounting Information Systems, 10th Edition. © 2019 Cengage. All Rights Reserved.
May not be scanned, copied or duplicated, or posted to a publicly accessible website, in whole or in part.
Accounting Information Systems 10th edition Hall Solutions Manual

Flowchart Showing Stated Fact 1 Translated into Visual Symbols

FIGURE 2-20 FLOWCHART SHOWING STATED FACT 1 TRANSLATED INTO VISUAL SYMBOLS

James A. Hall, Accounting Information Systems, 10th Edition. © 2019 Cengage. All Rights Reserved.
May not be scanned, copied or duplicated, or posted to a publicly accessible website, in whole or in part.
Accounting Information Systems 10th edition Hall Solutions Manual

Flowchart Showing Stated Facts 1, 2, and 3 Translated into Visual Symbols

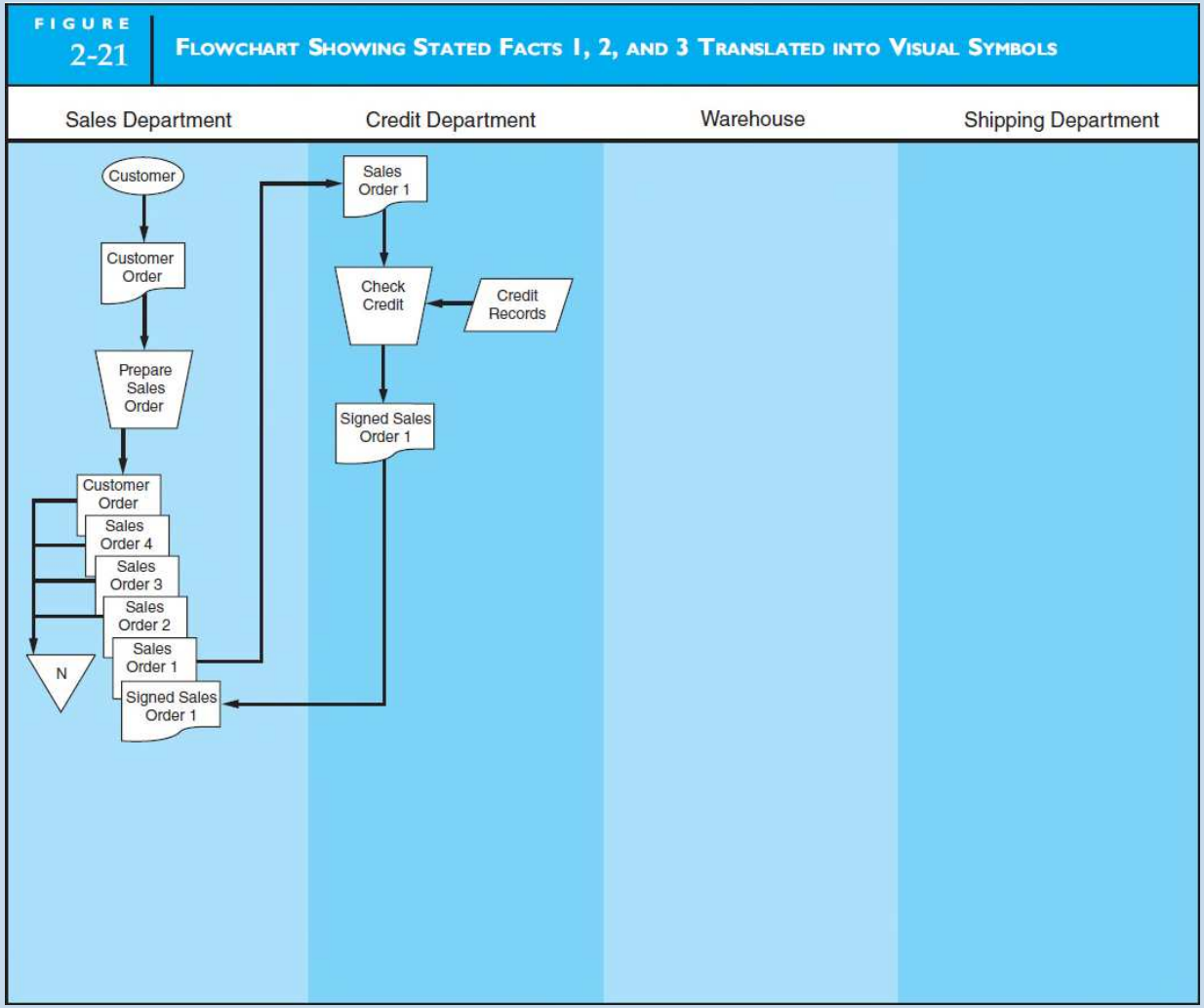

James A. Hall, Accounting Information Systems, 10th Edition. © 2019 Cengage. All Rights Reserved.
May not be scanned, copied or duplicated, or posted to a publicly accessible website, in whole or in part.
Accounting Information Systems 10th edition Hall Solutions Manual

Flowchart Showing All Stated Facts Translated into Visual Symbols

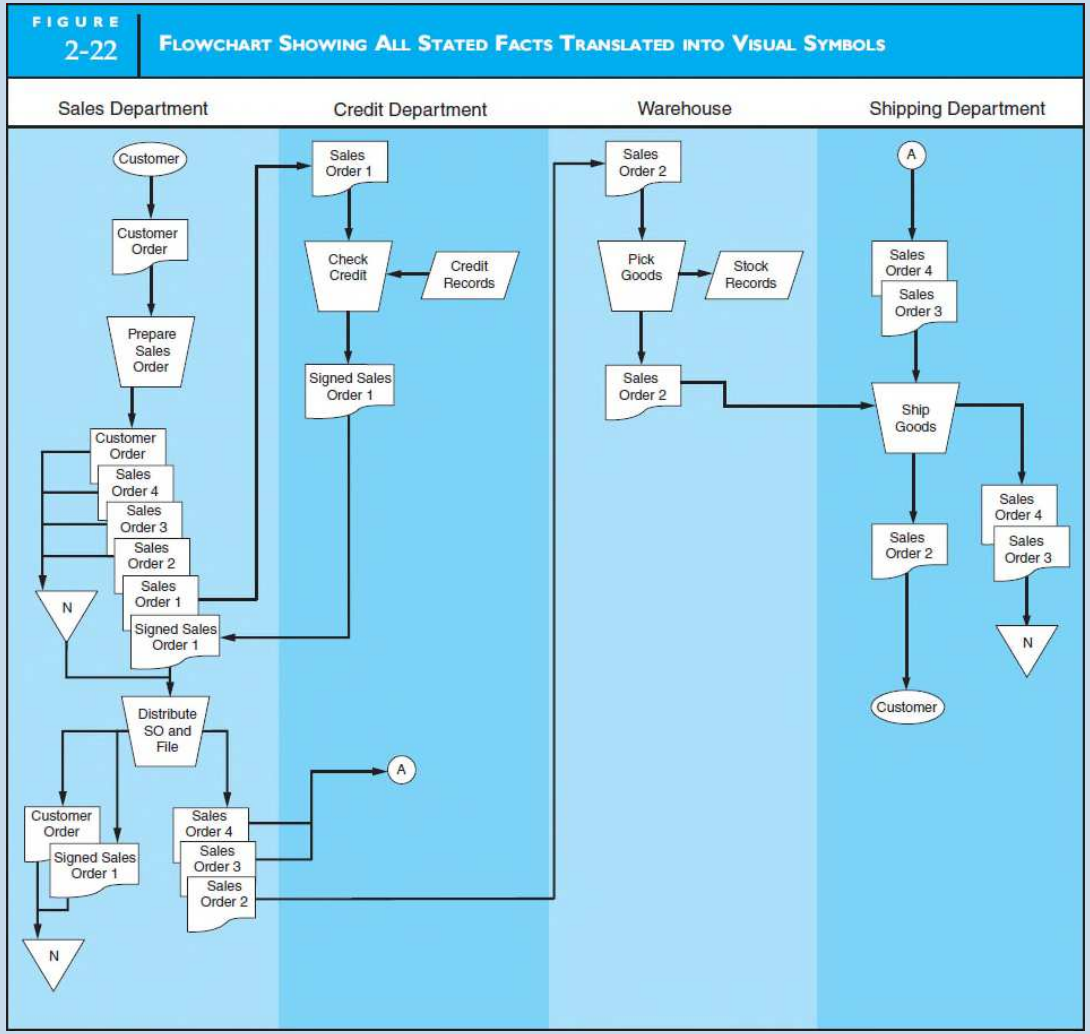

James A. Hall, Accounting Information Systems, 10th Edition. © 2019 Cengage. All Rights Reserved.
May not be scanned, copied or duplicated, or posted to a publicly accessible website, in whole or in part.
Accounting Information Systems 10th edition Hall Solutions Manual

Symbol Set for Representing Computer Processes

FIGURE 2-23 SYMBOL SET FOR REPRESENTING COMPUTER PROCESSES

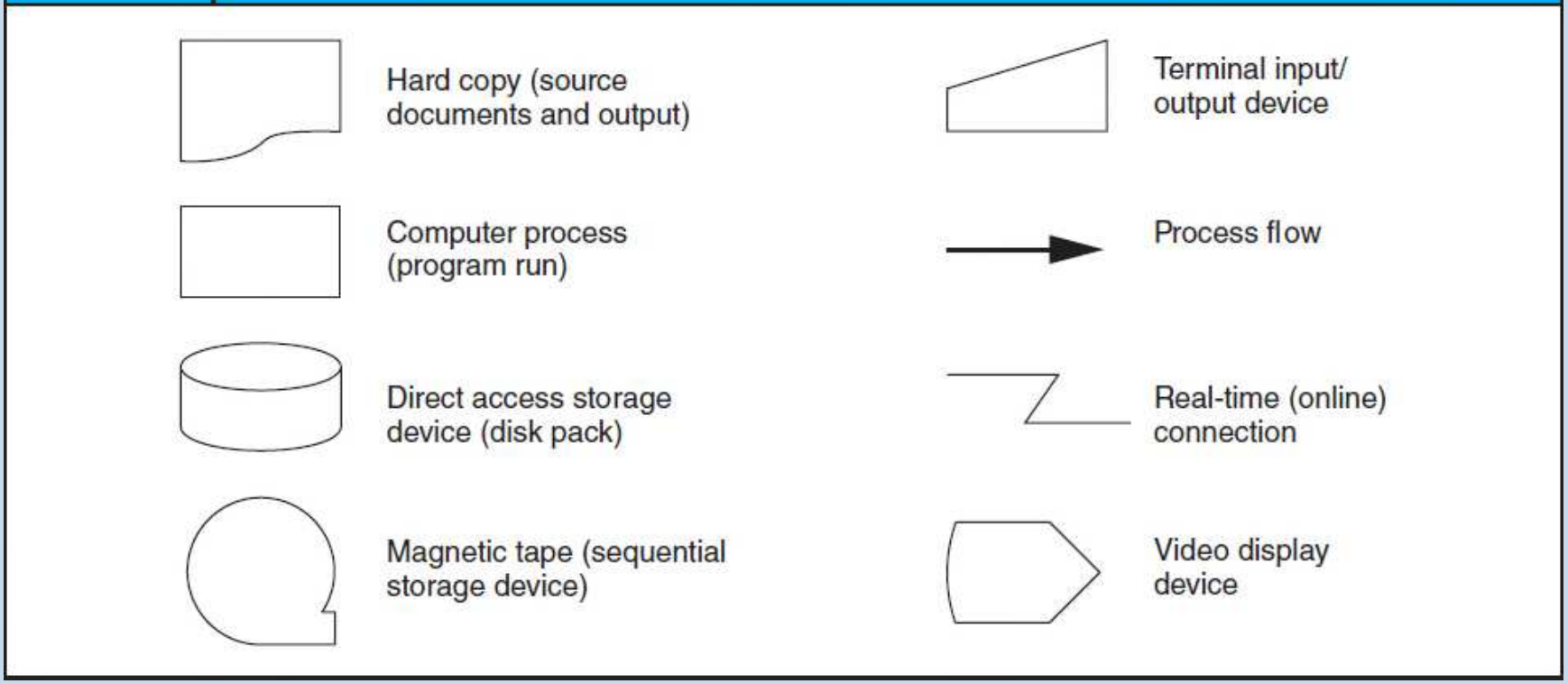

James A. Hall, Accounting Information Systems, 10th Edition. © 2019 Cengage. All Rights Reserved.
May not be scanned, copied or duplicated, or posted to a publicly accessible website, in whole or in part.
Accounting Information Systems 10th edition Hall Solutions Manual

Flowchart Showing the Translation of Facts 1, 2, and 3 into Visual Symbols

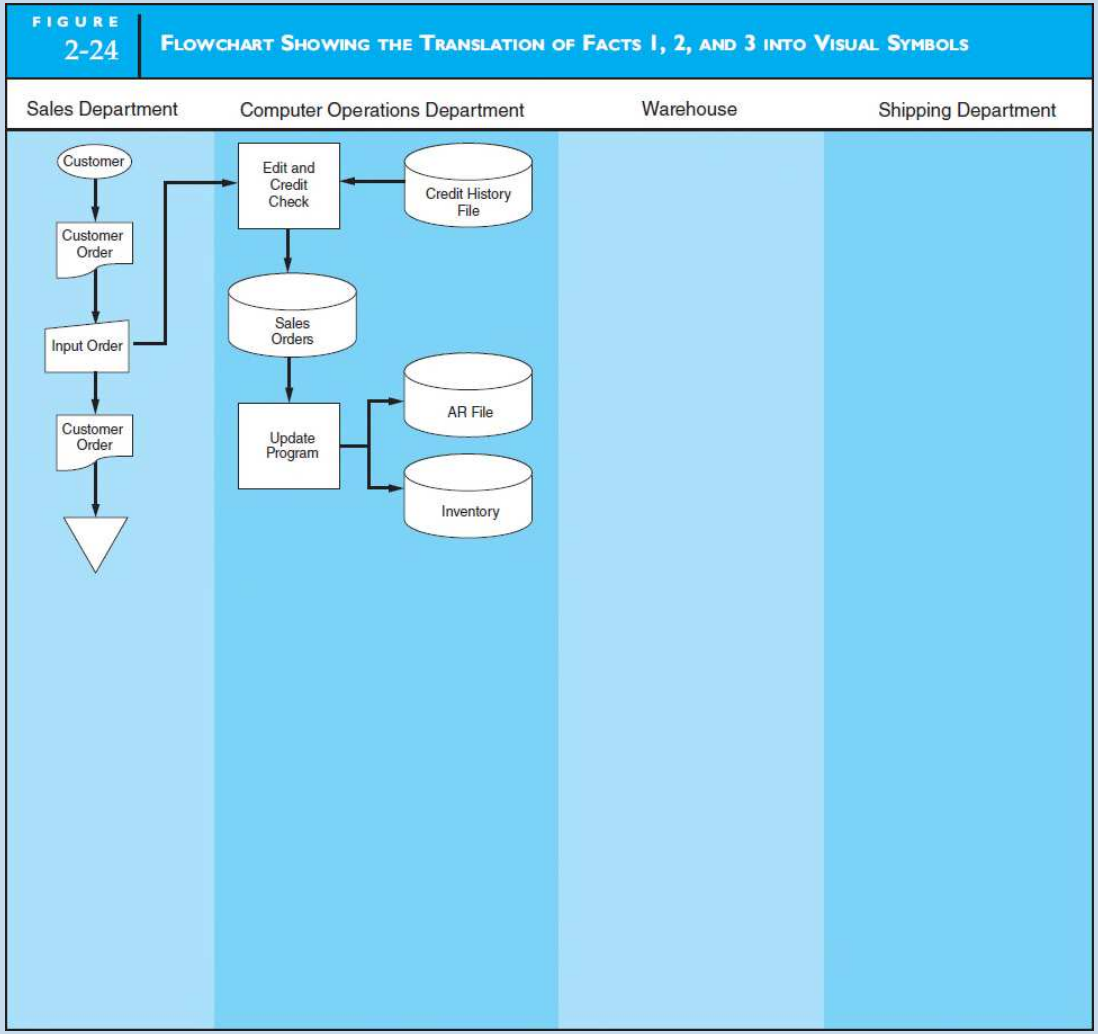

James A. Hall, Accounting Information Systems, 10th Edition. © 2019 Cengage. All Rights Reserved.
May not be scanned, copied or duplicated, or posted to a publicly accessible website, in whole or in part.
Accounting Information Systems 10th edition Hall Solutions Manual

PROGRAM FLOWCHARTS

- A **program flowchart** is a diagram providing a detailed description of the sequential and logical operations of the program.
- Every program represented in a system flowchart should have a supporting program flowchart that describes its logic.
- The connector lines between the symbols establish the logical order of execution.

James A. Hall, Accounting Information Systems, 10th Edition. © 2019 Cengage. All Rights Reserved.
May not be scanned, copied or duplicated, or posted to a publicly accessible website, in whole or in part.
Accounting Information Systems 10th edition Hall Solutions Manual

Flowchart Showing All Facts Translated into Visual Symbols

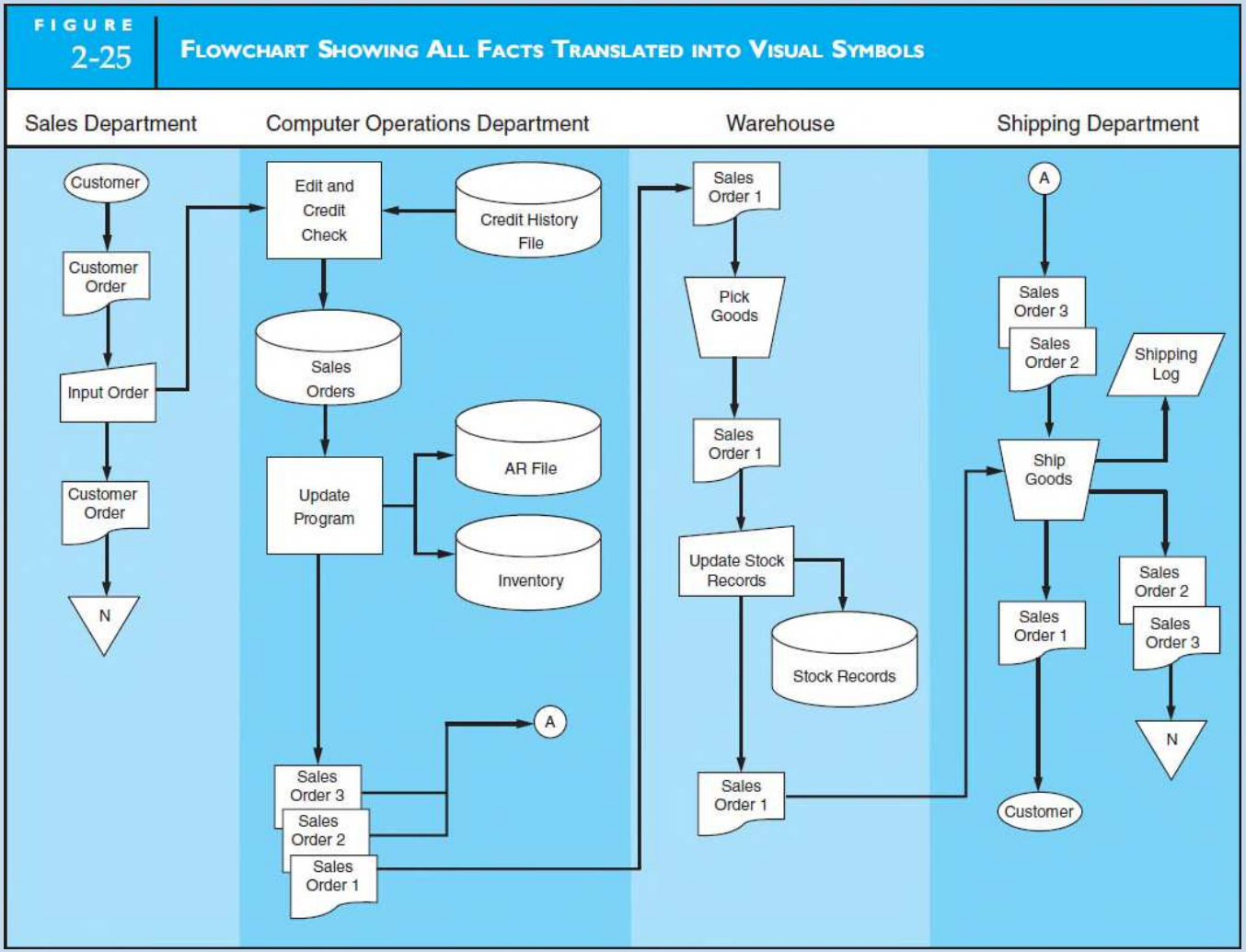

James A. Hall, Accounting Information Systems, 10th Edition. © 2019 Cengage. All Rights Reserved.
May not be scanned, copied or duplicated, or posted to a publicly accessible website, in whole or in part.

Accounting Information Systems 10th edition Hall Solutions Manual

Program Flowchart Symbols

FIGURE 2-26 **PROGRAM FLOWCHART SYMBOLS**

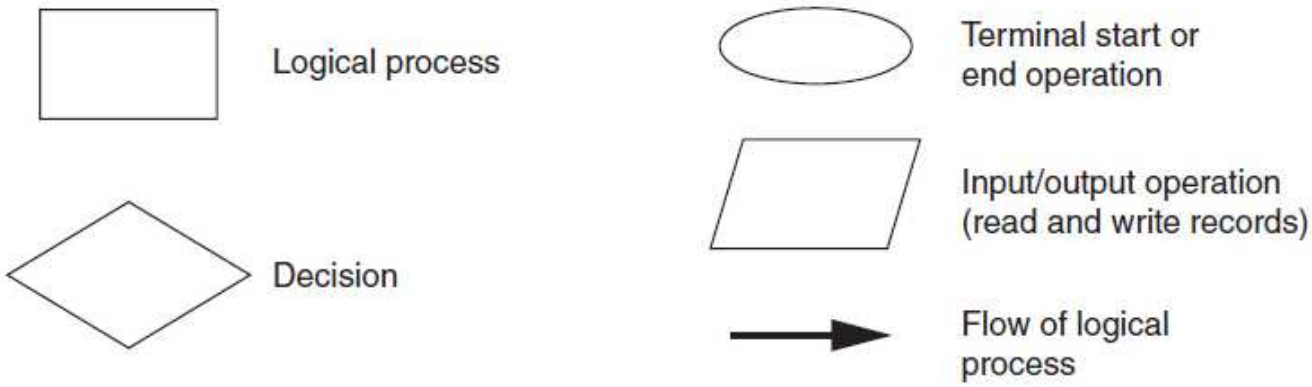

James A. Hall, Accounting Information Systems, 10th Edition. © 2019 Cengage. All Rights Reserved.
May not be scanned, copied or duplicated, or posted to a publicly accessible website, in whole or in part.
Accounting Information Systems 10th edition Hall Solutions Manual

Program Flowchart for Edit Programs

FIGURE 2-27 PROGRAM FLOWCHART FOR EDIT PROGRAM

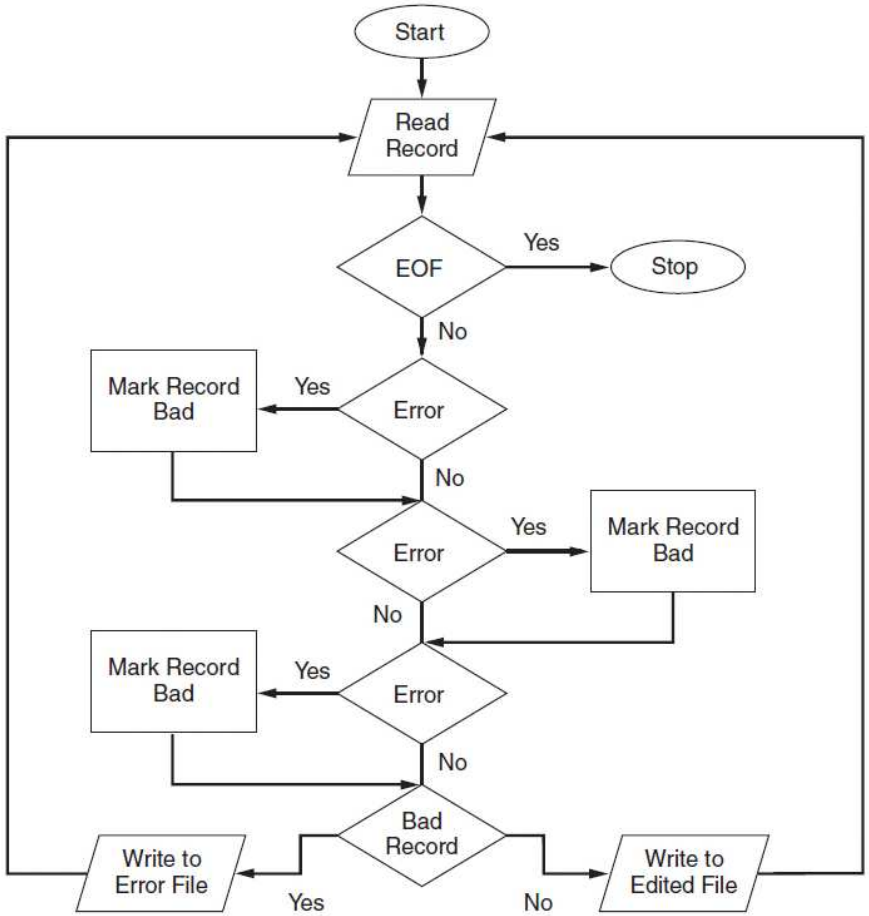

James A. Hall, Accounting Information Systems, 10th Edition. © 2019 Cengage. All Rights Reserved.
May not be scanned, copied or duplicated, or posted to a publicly accessible website, in whole or in part.
Accounting Information Systems 10th edition Hall Solutions Manual

System Flowchart

FIGURE 2-28 SYSTEM FLOWCHART

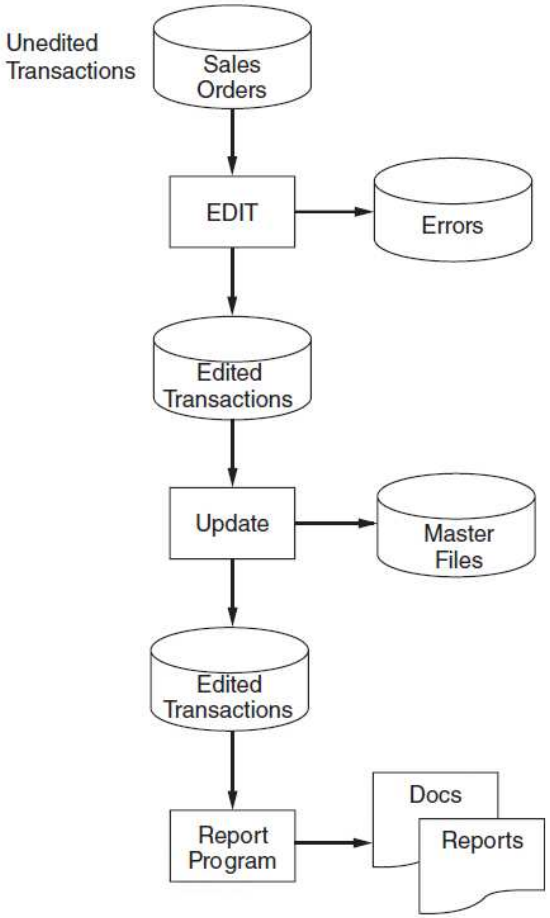

James A. Hall, Accounting Information Systems, 10th Edition. © 2019 Cengage. All Rights Reserved.
May not be scanned, copied or duplicated, or posted to a publicly accessible website, in whole or in part.
Accounting Information Systems 10th edition Hall Solutions Manual

RECORD LAYOUT DIAGRAMS

- **Record layout diagrams** are used to reveal the internal structure of the records that constitute a file or database table. The layout diagram usually shows the name, data type, and length of each attribute (or field) in the record.
- Detailed data structure information is needed for such tasks as identifying certain types of system failures, analyzing error reports, and designing tests of computer logic for debugging and auditing purposes.

James A. Hall, Accounting Information Systems, 10th Edition. © 2019 Cengage. All Rights Reserved.
May not be scanned, copied or duplicated, or posted to a publicly accessible website, in whole or in part.
Accounting Information Systems 10th edition Hall Solutions Manual

Record Layout Diagram for Customer File

FIGURE 2-29 RECORD LAYOUT DIAGRAM FOR CUSTOMER FILE

Customer File

Key						
Customer Number	Customer Name	Street Address	City	State	Zip Code	Credit Limit

James A. Hall, Accounting Information Systems, 10th Edition. © 2019 Cengage. All Rights Reserved.
May not be scanned, copied or duplicated, or posted to a publicly accessible website, in whole or in part.
Accounting Information Systems 10th edition Hall Solutions Manual

Transaction Processing Models

- Alternative transaction processing models fall broadly into two types: (1) batch processing and (2) real-time processing.
- Batch processing involves gathering transactions into groups or batches and then processing the entire batch as a single event.
- Real-time processing systems process individual transactions continuously as they occur.
- Many systems incorporate both real-time and batch processing features.

James A. Hall, Accounting Information Systems, 10th Edition. © 2019 Cengage. All Rights Reserved.
May not be scanned, copied or duplicated, or posted to a publicly accessible website, in whole or in part.
Accounting Information Systems 10th edition Hall Solutions Manual

Characteristic Differences between Batch and Real-Time Processing

TABLE 2-1 CHARACTERISTIC DIFFERENCES BETWEEN BATCH AND REAL-TIME PROCESSING

	Data Processing Methods	
Distinguishing Feature	Batch	Real-Time
Information time frame	Lag exists between time when the economic event occurs and when it is recorded.	No time lag exists. Processing takes place when the economic event occurs.
Resources	Generally, fewer resources (e.g., hardware, programming, and training) are required.	More resources are required than for batch processing.
Operational efficiency	Certain records are processed after the event to avoid operational delays.	Operational delays are not an issue. All records pertaining to the event are processed immediately.

James A. Hall, Accounting Information Systems, 10th Edition. © 2019 Cengage. All Rights Reserved.
May not be scanned, copied or duplicated, or posted to a publicly accessible website, in whole or in part.
Accounting Information Systems 10th edition Hall Solutions Manual

DIFFERENCES BETWEEN BATCH AND REAL-TIME SYSTEMS

- Information Time Frame
  - **Batch systems** are systems that assemble transactions into groups for processing.
  - **Real-time systems** are systems that process transactions individually at the moment the economic event occurs.
- Resources
- Operational Efficiency
- Efficiency versus Effectiveness

James A. Hall, Accounting Information Systems, 10th Edition. © 2019 Cengage. All Rights Reserved.
May not be scanned, copied or duplicated, or posted to a publicly accessible website, in whole or in part.
Accounting Information Systems 10th edition Hall Solutions Manual

UPDATING MASTER FILES FROM TRANSACTIONS

- Updating a master file record involves changing the value of one or more of its variable fields to reflect the effects of a transaction.
- Master file backup procedures
- If the current master file becomes corrupted or is destroyed, corporate IT professionals can retrieve the most current backed-up file from the archives.

James A. Hall, Accounting Information Systems, 10th Edition. © 2019 Cengage. All Rights Reserved.
May not be scanned, copied or duplicated, or posted to a publicly accessible website, in whole or in part.
Accounting Information Systems 10th edition Hall Solutions Manual

Record Structures for Sales, Inventory, and Accounting Receivable Files

FIGURE 2-30 RECORD STRUCTURES FOR SALES, INVENTORY, AND ACCOUNTS RECEIVABLE FILES

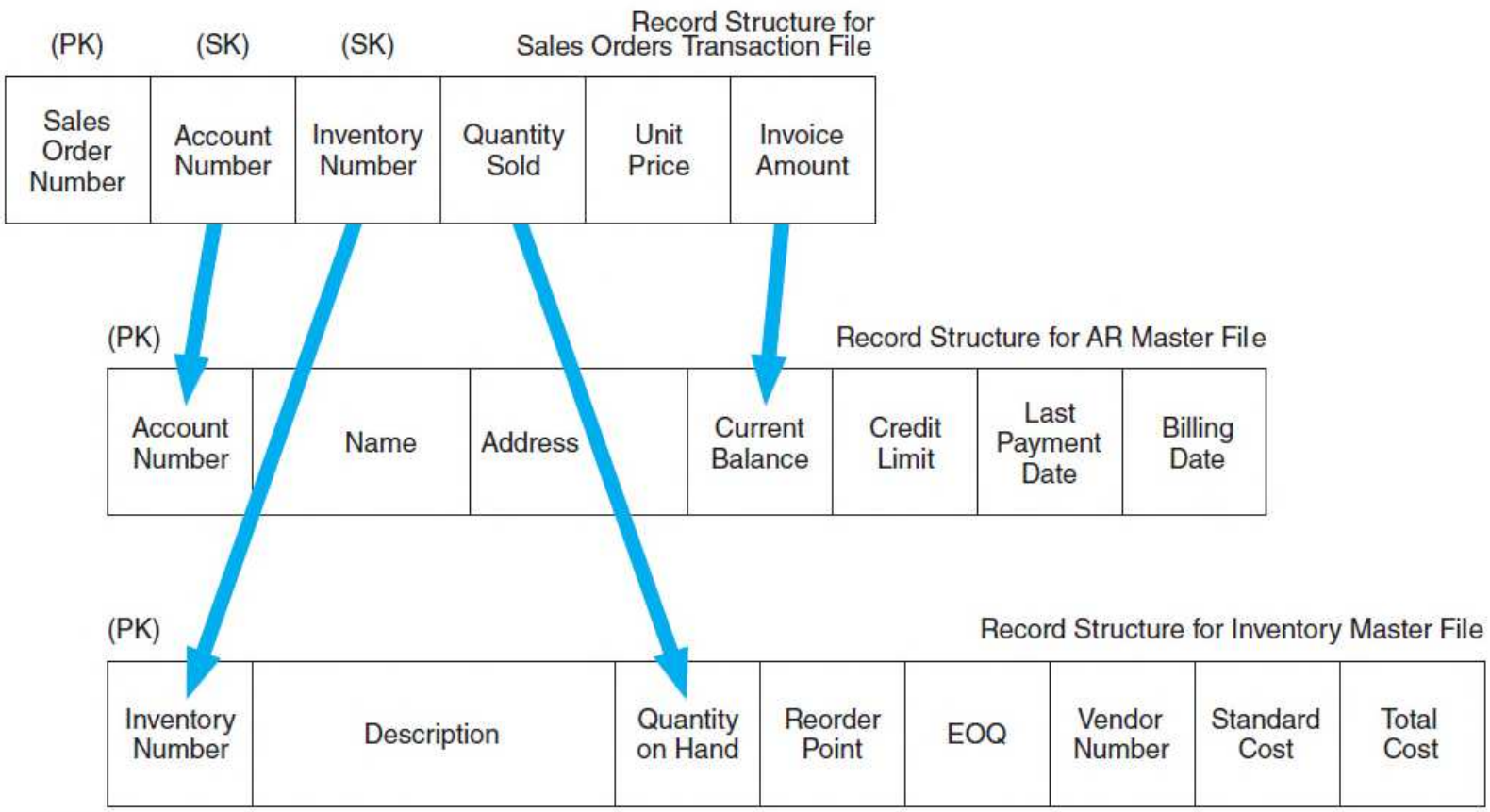

James A. Hall, Accounting Information Systems, 10th Edition. © 2019 Cengage. All Rights Reserved.
May not be scanned, copied or duplicated, or posted to a publicly accessible website, in whole or in part.

BATCH PROCESSING USING REAL-TIME DATA COLLECTION

- A popular data processing approach, particularly for large operations, is to digitally capture and process aspects of the transaction at the source as they occur, and process other aspects of the transaction in batch mode.
- **Deadlock** or “wait” is a state that occurs between sites when data are locked by multiple sites that are waiting for the removal of the locks from the other sites.

James A. Hall, Accounting Information Systems, 10th Edition. © 2019 Cengage. All Rights Reserved.
May not be scanned, copied or duplicated, or posted to a publicly accessible website, in whole or in part.
Accounting Information Systems 10th edition Hall Solutions Manual

Batch Processing with Real-Time Data Collection

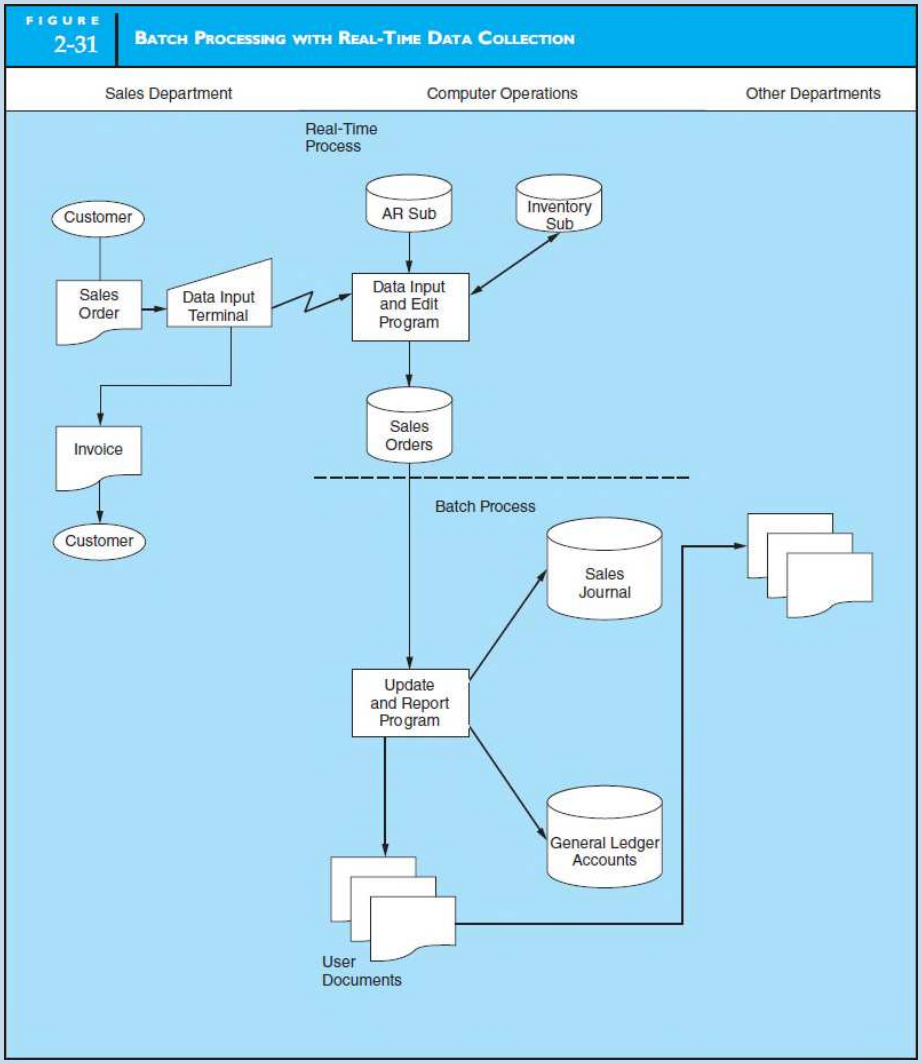

James A. Hall, Accounting Information Systems, 10th Edition. © 2019 Cengage. All Rights Reserved.
May not be scanned, copied or duplicated, or posted to a publicly accessible website, in whole or in part.
Accounting Information Systems 10th edition Hall Solutions Manual

REAL-TIME PROCESSING

- Real-time systems process the entire transaction as it occurs.
- Real-time processing is well suited to systems that process lower transaction volumes and those that do not share common records.
- Terminals at distributed sites throughout the organization are used for receiving, processing, and sending information on the status of current transactions.

James A. Hall, Accounting Information Systems, 10th Edition. © 2019 Cengage. All Rights Reserved.
May not be scanned, copied or duplicated, or posted to a publicly accessible website, in whole or in part.
Accounting Information Systems 10th edition Hall Solutions Manual

Real-Time Processing of Sales Orders

FIGURE 2-32 REAL-TIME PROCESSING OF SALES ORDERS

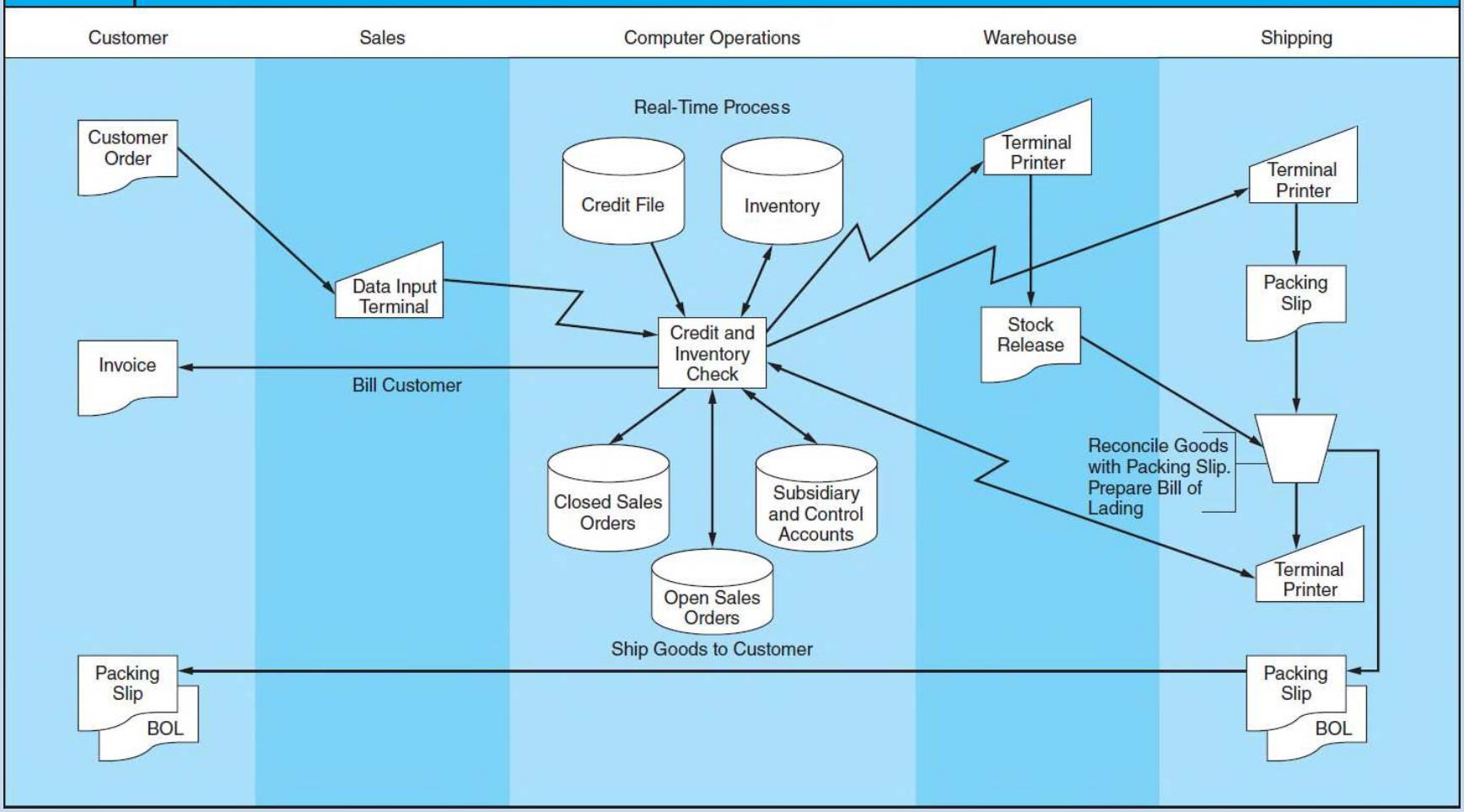

James A. Hall, Accounting Information Systems, 10th Edition. © 2019 Cengage. All Rights Reserved.
May not be scanned, copied or duplicated, or posted to a publicly accessible website, in whole or in part.
Accounting Information Systems 10th edition Hall Solutions Manual

Data Coding Schemes

- Data coding involves creating simple numeric or alphabetic codes to represent complex economic phenomena that facilitate efficient data processing.

James A. Hall, Accounting Information Systems, 10th Edition. © 2019 Cengage. All Rights Reserved.
May not be scanned, copied or duplicated, or posted to a publicly accessible website, in whole or in part.
Accounting Information Systems 10th edition Hall Solutions Manual

A SYSTEM WITHOUT CODES

- Business organizations process large volumes of transactions that are similar in their basic attributes.
- Uncoded entry takes a great deal of recording space, is time-consuming to record, and is obviously prone to many types of errors.

James A. Hall, Accounting Information Systems, 10th Edition. © 2019 Cengage. All Rights Reserved.
May not be scanned, copied or duplicated, or posted to a publicly accessible website, in whole or in part.
Accounting Information Systems 10th edition Hall Solutions Manual

A SYSTEM WITH CODES

- Advantages of data coding in AIS are:
  - Concisely representing large amounts of complex information that would otherwise be unmanageable.
  - Providing a means of accountability over the completeness of the transactions processed.
  - Identifying unique transactions and accounts within a file.
  - Supporting the audit function by providing an effective audit trail.

James A. Hall, Accounting Information Systems, 10th Edition. © 2019 Cengage. All Rights Reserved.
May not be scanned, copied or duplicated, or posted to a publicly accessible website, in whole or in part.
Accounting Information Systems 10th edition Hall Solutions Manual

NUMERIC AND ALPHABETIC CODING SCHEMES

- Sequential Codes
  - **Sequential codes** are codes that represent items in some sequential order (ascending or descending).
  - ADVANTAGES
  - DISADVANTAGES
- Block Codes
  - A numeric **block code** is a coding scheme that assigns ranges of values to specific attributes such as account classifications.
  - A **chart of accounts** is a listing of an organization's accounts showing the account number and name.
  - ADVANTAGES
  - DISADVANTAGES

James A. Hall, Accounting Information Systems, 10th Edition. © 2019 Cengage. All Rights Reserved.
May not be scanned, copied or duplicated, or posted to a publicly accessible website, in whole or in part.
Accounting Information Systems 10th edition Hall Solutions Manual

Chart of Accounts

FIGURE 2-33 **CHART OF ACCOUNTS**

Account Ranges:

100 Current Assets
200 Fixed Assets
300 Liabilities
400 Owner's Equity
500 Revenue
600 Operating Expense
700 Cost of Sales

Sequential Code

Blocking Code

Chart of Accounts

Current Assets
110 Petty Cash
120 Cash in Bank
130 Accounts Receivable
140 Inventory
150 Supplies

Fixed Assets
210 Land
220 Buildings
230 Plant and Equipment

Liabilities
310 Accounts Payable
320 Notes Payable

Owner's Equity
410 Capital Stock
420 Retained Earnings

• • •
• • •

James A. Hall, Accounting Information Systems, 10th Edition. © 2019 Cengage. All Rights Reserved.
May not be scanned, copied or duplicated, or posted to a publicly accessible website, in whole or in part.
Accounting Information Systems 10th edition Hall Solutions Manual

NUMERIC AND ALPHABETIC CODING SCHEMES *(continued)*

- Group Codes
  - **Group codes** are used to represent complex items or events involving two or more pieces of related data.
  - ADVANTAGES
  - DISADVANTAGES
- Alphabetic Codes
  - **Alphabetic codes** are alphabetic characters assigned sequentially.
  - ADVANTAGES: **Alphanumeric codes** are codes that allow the use of pure alphabetic characters embedded within numeric codes.
  - DISADVANTAGES

James A. Hall, Accounting Information Systems, 10th Edition. © 2019 Cengage. All Rights Reserved.
May not be scanned, copied or duplicated, or posted to a publicly accessible website, in whole or in part.
Accounting Information Systems 10th edition Hall Solutions Manual

NUMERIC AND ALPHABETIC CODING SCHEMES *(continued)*

- Mnemonic Codes
  - **Mnemonic codes** are alphabetic characters in the form of acronyms and other combinations that convey meaning.
  - ADVANTAGES
  - DISADVANTAGES

James A. Hall, Accounting Information Systems, 10th Edition. © 2019 Cengage. All Rights Reserved.
May not be scanned, copied or duplicated, or posted to a publicly accessible website, in whole or in part.
Accounting Information Systems 10th edition Hall Solutions Manual

Appendix - Data Structures

- **Data structures** are techniques for physically arranging records in a database.
- **Organization** refers to the way records are physically arranged on the secondary storage device (e.g., a disk).
- **Access method** is a technique used to locate records and navigate through the database.
- **Flat-file approach** is an organizational environment in which users own their data exclusively.

James A. Hall, Accounting Information Systems, 10th Edition. © 2019 Cengage. All Rights Reserved.
May not be scanned, copied or duplicated, or posted to a publicly accessible website, in whole or in part.
Accounting Information Systems 10th edition Hall Solutions Manual

Typical File Processing Operations

TABLE 2-2	TYPICAL FILE PROCESSING OPERATIONS
	1. Retrieve a record from the file based on its primary key value. 2. Insert a record into a file. 3. Update a record in the file. 4. Read a complete file of records. 5. Find the next record in a file. 6. Scan a file for records with common secondary keys. 7. Delete a record from a file.

James A. Hall, Accounting Information Systems, 10th Edition. © 2019 Cengage. All Rights Reserved.
May not be scanned, copied or duplicated, or posted to a publicly accessible website, in whole or in part.
Accounting Information Systems 10th edition Hall Solutions Manual

Appendix - Data Structures

(continued)

- SEQUENTIAL STRUCTURE
  - **Sequential structure** is a data structure in which all records in the file lie in contiguous storage spaces in a specified sequence arranged by their primary key.
  - **Sequential access method** is a method in which all records in the file are accessed sequentially.
  - **Sequential files** are files that are structured sequentially and must be accessed sequentially.
- DIRECT ACCESS STRUCTURES
  - **Direct access structures** is the storage of data at a unique location, known as an address, on a hard disk or floppy disk.

James A. Hall, Accounting Information Systems, 10th Edition. © 2019 Cengage. All Rights Reserved.
May not be scanned, copied or duplicated, or posted to a publicly accessible website, in whole or in part.
Accounting Information Systems 10th edition Hall Solutions Manual

Sequential Storage and Access Method

FIGURE 2-34 SEQUENTIAL STORAGE AND ACCESS METHOD

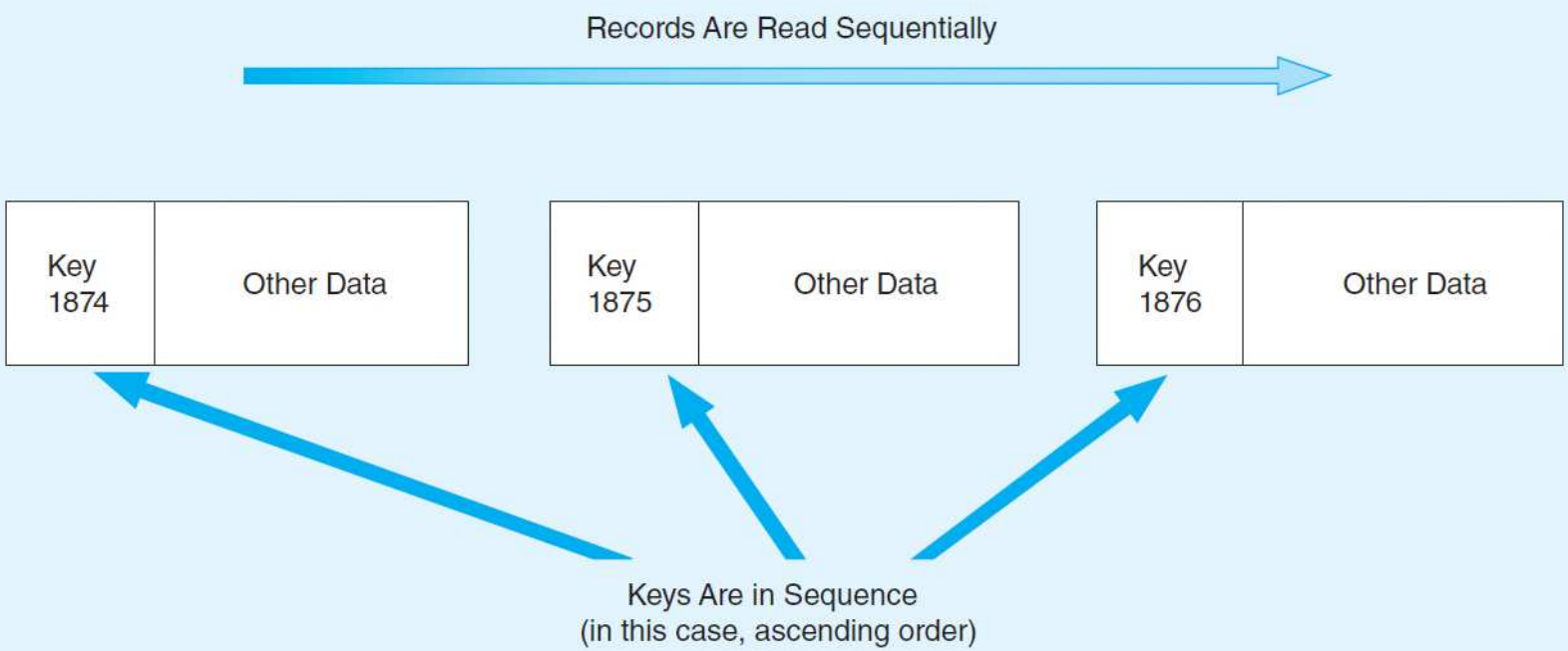

James A. Hall, Accounting Information Systems, 10th Edition. © 2019 Cengage. All Rights Reserved.
May not be scanned, copied or duplicated, or posted to a publicly accessible website, in whole or in part.
Accounting Information Systems 10th edition Hall Solutions Manual

Appendix - Data Structures

(continued)

- INDEXED STRUCTURE
  - **Indexed structure** is a class of file structure that uses indexes for its primary access method.
  - **Indexed random file** is a randomly organized file accessed via an index.
- VIRTUAL STORAGE ACCESS METHOD STRUCTURE
  - **Virtual storage access method (VSAM)** is a structure used for very large files that require routine batch processing and a moderate degree of individual record processing.
- HASHING STRUCTURE
  - **Hashing structure** is a structure employing an algorithm that converts the primary key of a record directly into a storage address.

James A. Hall, Accounting Information Systems, 10th Edition. © 2019 Cengage. All Rights Reserved.
May not be scanned, copied or duplicated, or posted to a publicly accessible website, in whole or in part.
Accounting Information Systems 10th edition Hall Solutions Manual

Indexed Random File Structure

FIGURE 2-35 INDEXED RANDOM FILE STRUCTURE

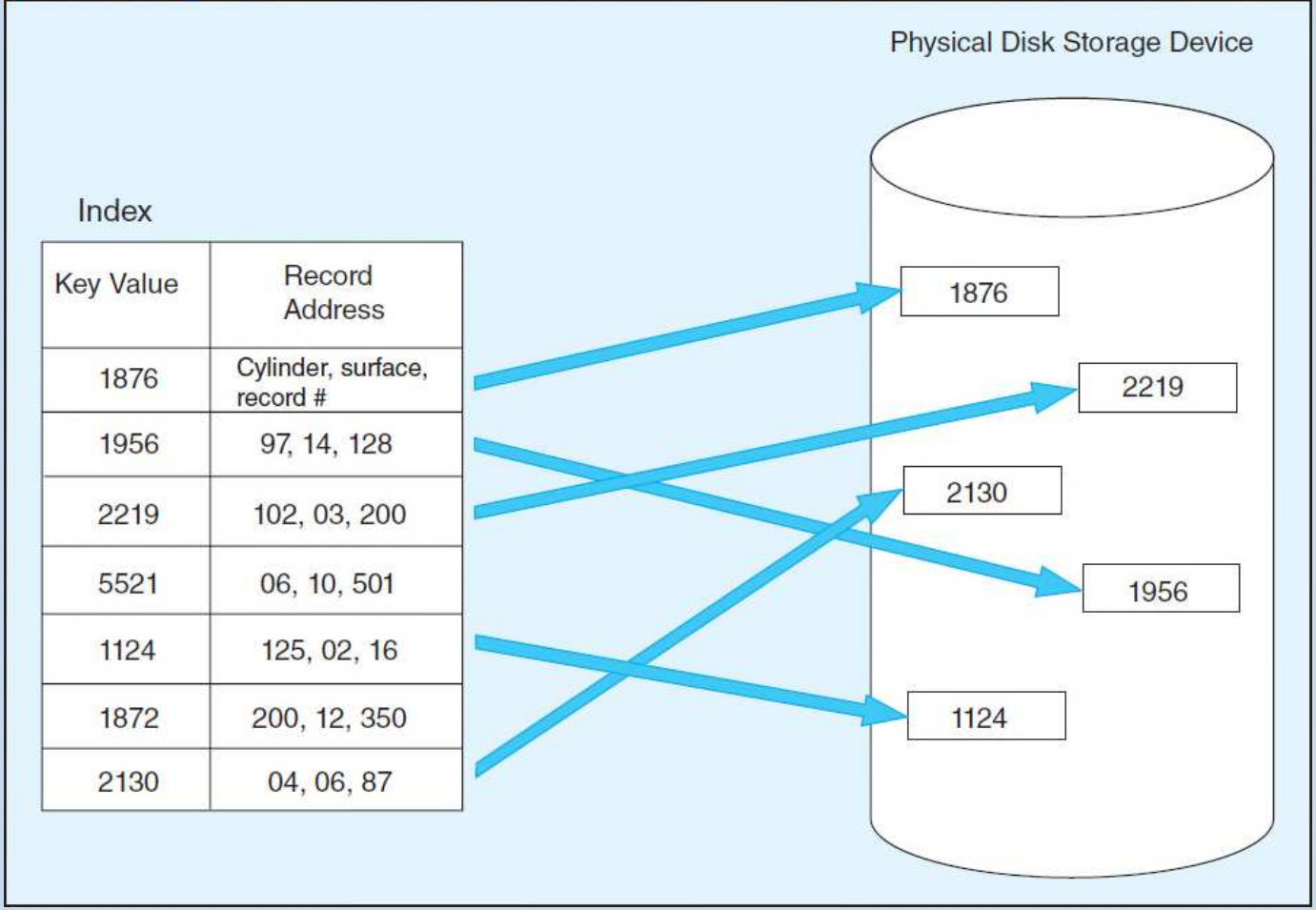

James A. Hall, Accounting Information Systems, 10th Edition. © 2019 Cengage. All Rights Reserved.
May not be scanned, copied or duplicated, or posted to a publicly accessible website, in whole or in part.
Accounting Information Systems 10th edition Hall Solutions Manual

Virtual Storage Access Method (VSAM) Used for Direct Access

FIGURE 2-36 VIRTUAL STORAGE ACCESS METHOD (VSAM) USED FOR DIRECT ACCESS

VSAM—Virtual Storage Access Method

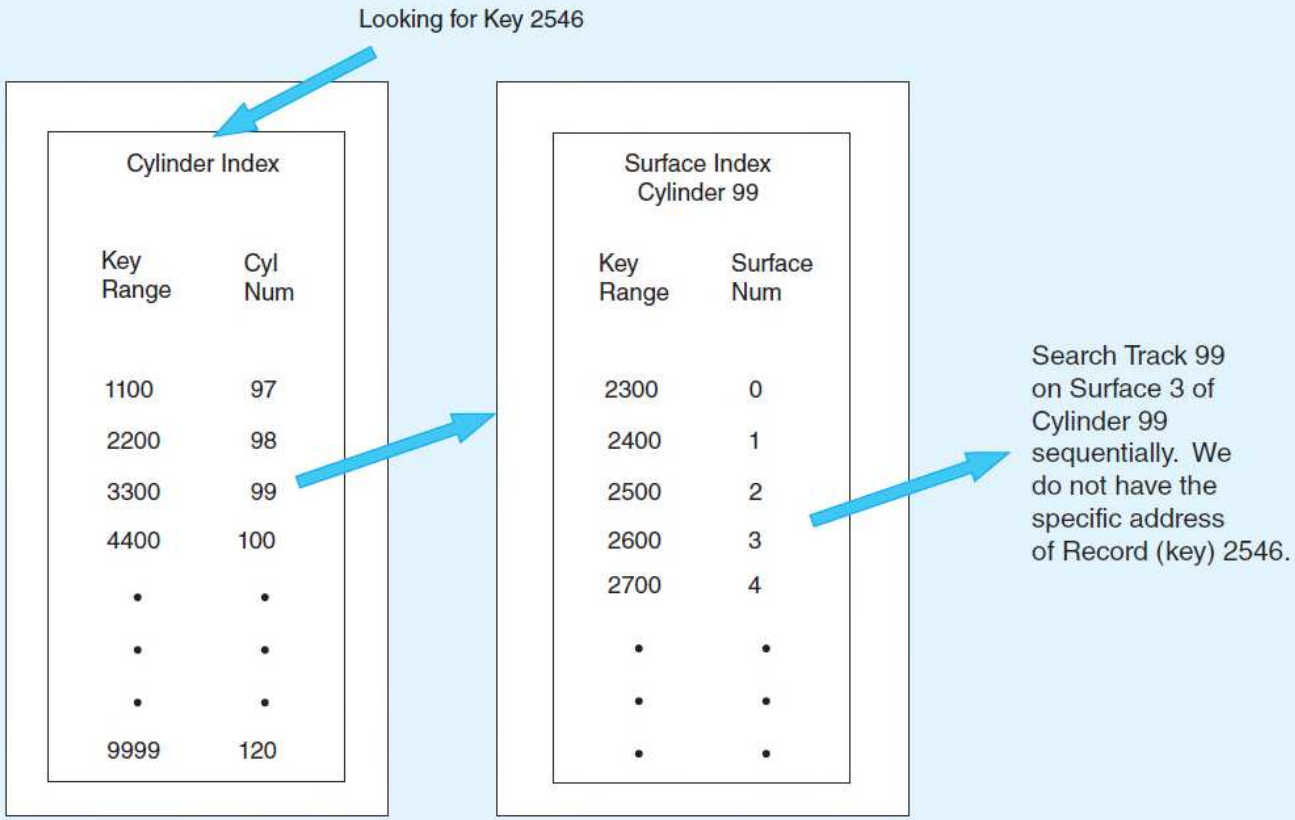

James A. Hall, Accounting Information Systems, 10th Edition. © 2019 Cengage. All Rights Reserved.
May not be scanned, copied or duplicated, or posted to a publicly accessible website, in whole or in part.
Accounting Information Systems 10th edition Hall Solutions Manual

Inserting a Record into a Virtual Storage Access Method File

FIGURE 2-37 INSERTING A RECORD INTO A VIRTUAL STORAGE ACCESS METHOD FILE

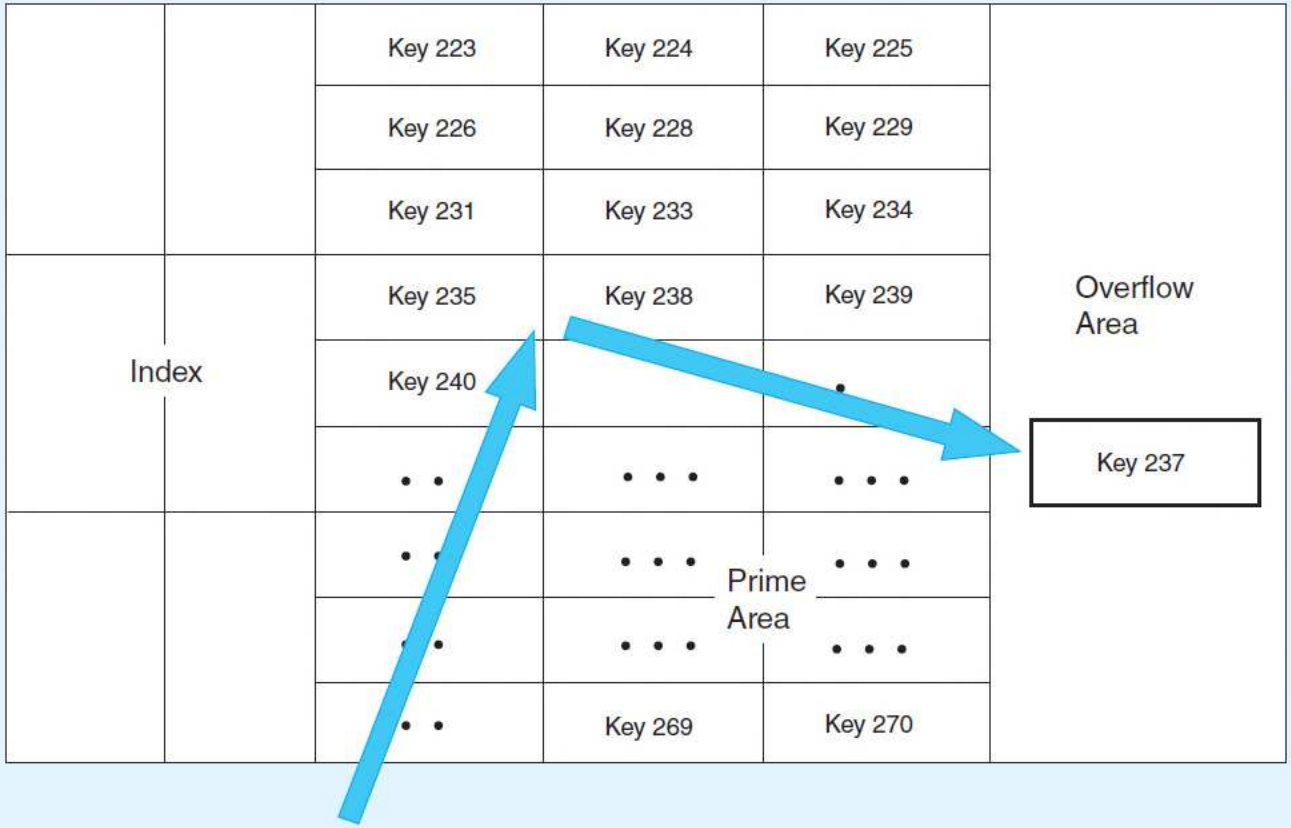

Insert New Record with Key Value = 237

James A. Hall, Accounting Information Systems, 10th Edition. © 2019 Cengage. All Rights Reserved.
May not be scanned, copied or duplicated, or posted to a publicly accessible website, in whole or in part.
Accounting Information Systems 10th edition Hall Solutions Manual

Hashing Technique with Pointer to Relocate the Collision Record

FIGURE 2-38 HASHING TECHNIQUE WITH POINTER TO RELOCATE THE COLLISION RECORD

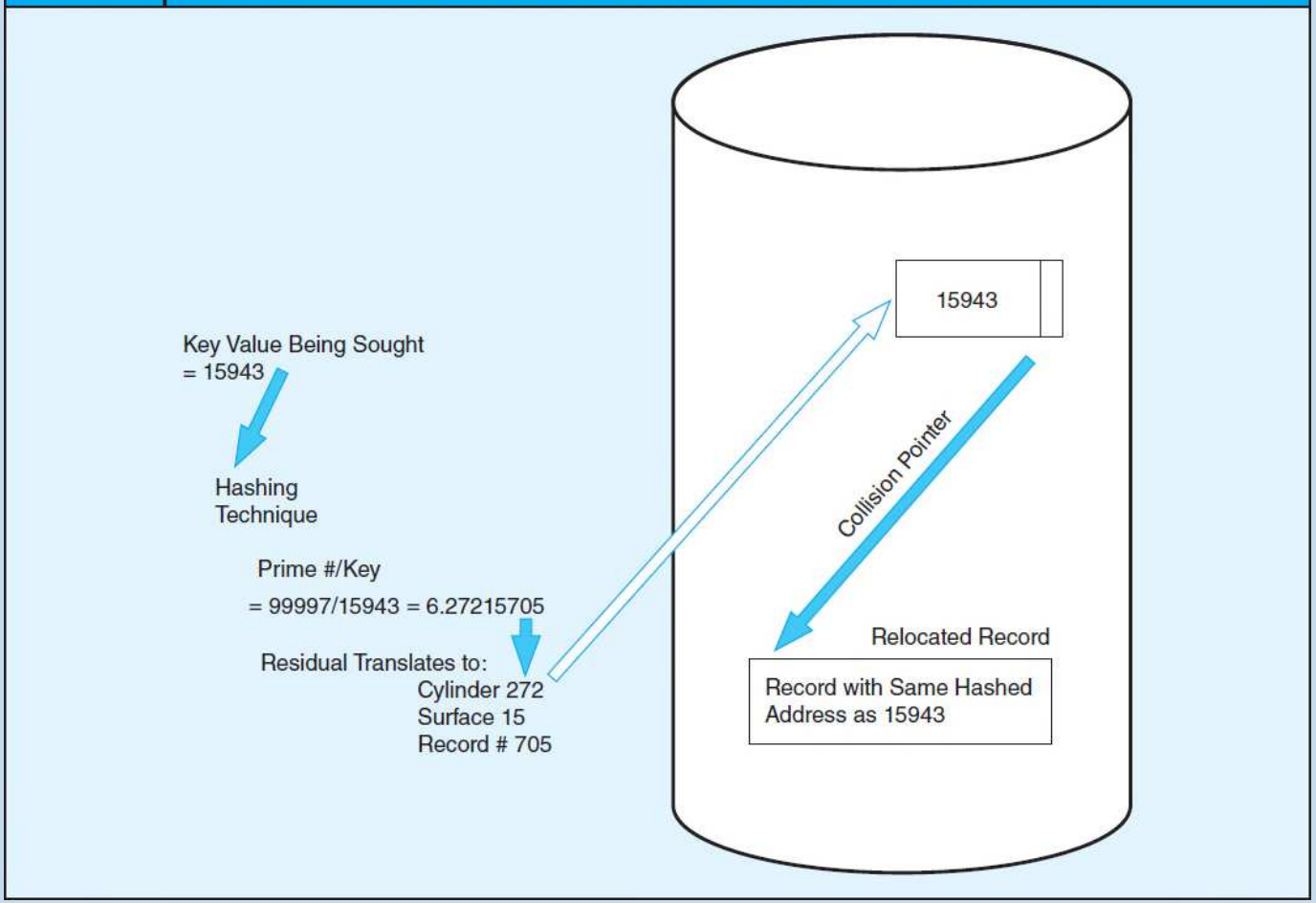

James A. Hall, Accounting Information Systems, 10th Edition. © 2019 Cengage. All Rights Reserved.
May not be scanned, copied or duplicated, or posted to a publicly accessible website, in whole or in part.
Accounting Information Systems 10th edition Hall Solutions Manual

Appendix - Data Structures

(continued)

- POINTER STRUCTURE
  - **Pointer structure** is a structure in which the address (pointer) of one record is stored in the field on a related record.
  - Types of Pointers: A **physical address pointer** contains the actual disk storage location (cylinder, surface, and record number) that the disk controller needs. A **relative address pointer** contains the relative position of a record in the file. A **logical key pointer** contains the primary key of the related record.

James A. Hall, Accounting Information Systems, 10th Edition. © 2019 Cengage. All Rights Reserved.
May not be scanned, copied or duplicated, or posted to a publicly accessible website, in whole or in part.
Accounting Information Systems 10th edition Hall Solutions Manual

A Linked-List File

FIGURE 2-39 A LINKED-LIST FILE

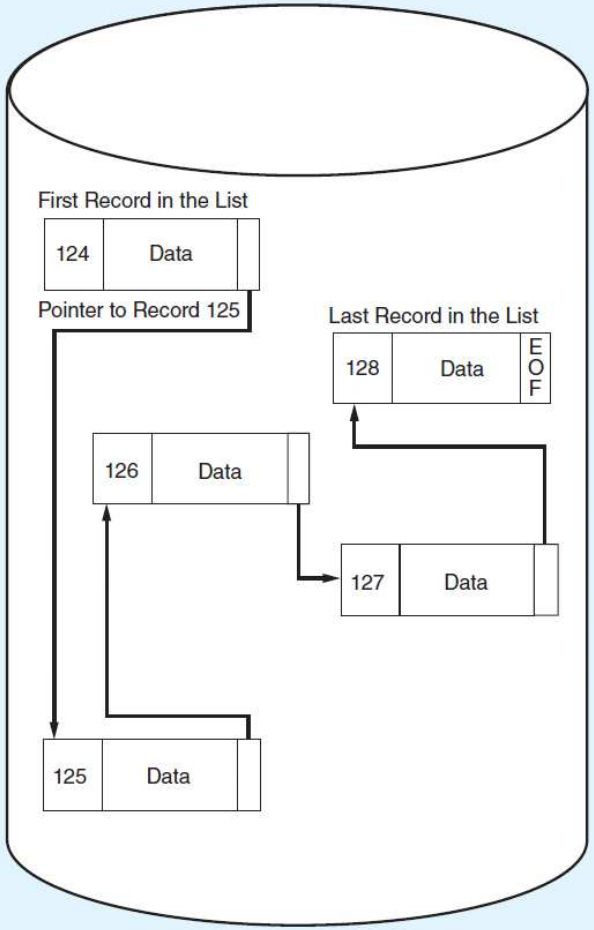

James A. Hall, Accounting Information Systems, 10th Edition. © 2019 Cengage. All Rights Reserved.
May not be scanned, copied or duplicated, or posted to a publicly accessible website, in whole or in part.
Accounting Information Systems 10th edition Hall Solutions Manual

Types of Pointers

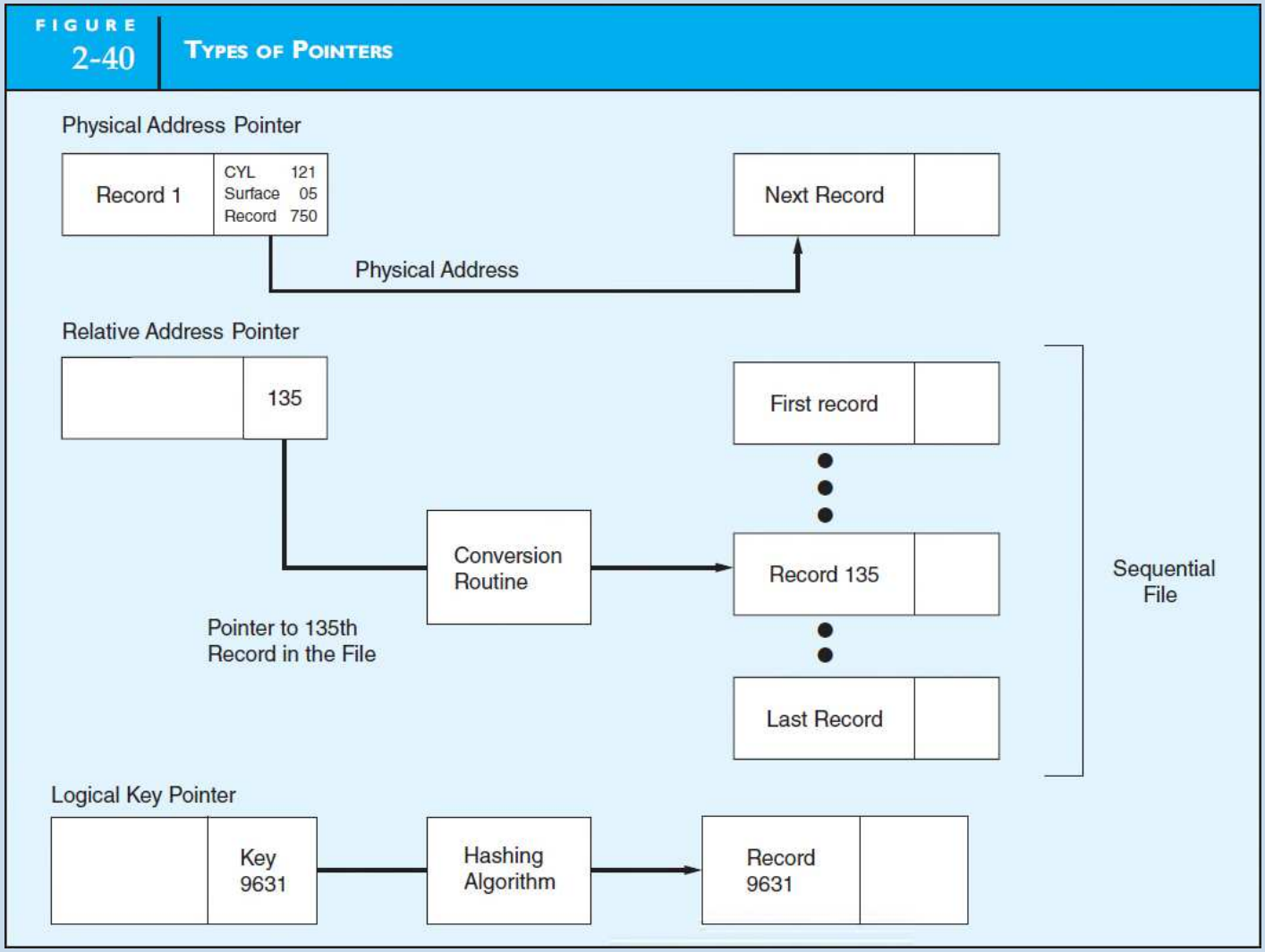

James A. Hall, Accounting Information Systems, 10th Edition. © 2019 Cengage. All Rights Reserved.
May not be scanned, copied or duplicated, or posted to a publicly accessible website, in whole or in part.
Accounting Information Systems 10th edition Hall Solutions Manual