Managerial Accounting 10th edition Weygandt Solutions Manual

SKU: 9781394173914-SOLUTIONS

CHAPTER 1

Managerial Accounting

Learning Objectives

1. Identify the features of managerial accounting and the functions of management.
2. Describe the classes of manufacturing costs and the differences between product and period costs.
3. Demonstrate how to compute cost of goods manufactured and prepare financial statements for a manufacturer.
4. Discuss trends in managerial accounting.

Managerial Accounting 10th edition Weygandt Solutions Manual

ANSWERS TO QUESTIONS

1. (a) Not true. Managerial accounting is a field of accounting that provides economic and financial information for managers and other internal users.
(b) Joe is incorrect. Managerial accounting applies to all types of businesses—service, merchandising, and manufacturing.

LO1 BT: C Difficulty: Easy TOT: 3 min. AACSB: Knowledge AICPA AC: Measurement, Analysis and Interpretation IMA: Reporting & Control: Cost Accounting

2. (a) Financial accounting is concerned primarily with external users such as stockholders, creditors, and regulators. In contrast, managerial accounting is concerned primarily with internal users such as officers and managers.
(b) Financial statements are the end product of financial accounting. These statements are prepared quarterly and annually. In managerial accounting, internal reports may be prepared as frequently as needed.
(c) The purpose of financial accounting is to provide general-purpose information for external users. The purpose of managerial accounting is to provide special-purpose information for specific internal decisions.

LO1 BT: C Difficulty: Easy TOT: 5 min. AACSB: Knowledge AICPA AC: Measurement, Analysis and Interpretation IMA: Reporting & Control: Cost Accounting

3. Differences in the content of the reports are as follows:

Financial	Managerial
• Pertains to business as a whole and is highly aggregated. • Limited to accrual accounting and cost data. • Generally accepted accounting principles.	• Pertains to subunits of the business and may be very detailed. • Extends beyond accrual accounting system to any relevant data. • Standard is relevance to decisions.

In financial accounting, financial statements are verified annually through an independent audit by certified public accountants. There are no independent audits of internal reports prepared by managerial accountants.

LO1 BT: C Difficulty: Easy TOT: 5 min. AACSB: None AICPA AC: Measurement, Analysis and Interpretation IMA: Reporting & Control: Cost Accounting

4. Linda should know that the management of an organization performs three broad functions:
(1) **Planning** requires management to look ahead and to establish objectives.
(2) **Directing** involves coordinating the diverse activities and human resources of a company to produce a smooth-running operation.
(3) **Controlling** is the process of keeping the company's activities on track.

LO1 BT: C Difficulty: Easy TOT: 3 min. AACSB: Knowledge AICPA AC: Measurement, Analysis and Interpretation IMA: Reporting & Control: Cost Accounting

5. Not true. Decision-making is not a separate management function. Rather, decision-making involves the exercise of good judgment in performing the three management functions explained in the answer to question four above.

LO1 BT: C Difficulty: Easy TOT: 2 min. AACSB: Knowledge AICPA AC: Measurement, Analysis and Interpretation IMA: Reporting & Control: Cost Accounting

 Copyright © 2024 John Wiley & Sons, Inc.

Managerial Accounting 10th edition Weygandt Solutions Manual

Questions Chapter 1 (Continued)

6. Employees with line positions are directly involved in the company's primary revenue generating operating activities. Examples would include factory managers and supervisors, and the vice president of operations. In contrast, employees with staff positions are not directly involved in revenue-generating operating activities, but rather serve in a support capacity to line employees. Examples include employees in finance, legal, and human resources.

LO1 BT: C Difficulty: Easy TOT: 3 min. AACSB: Knowledge AICPA AC: Measurement, Analysis and Interpretation IMA: Reporting & Control: Cost Accounting

7. The difference in balance sheets pertains to the presentation of inventories in the current asset section. In a merchandising company, only inventory is shown. In a manufacturing company, three inventory accounts are shown: finished goods, work in process, and raw materials.

LO3 BT: C Difficulty: Easy TOT: 2 min. AACSB: Knowledge AICPA AC: Measurement, Analysis and Interpretation IMA: Reporting & Control: Cost Accounting

8. Manufacturing costs are classified as either direct materials, direct labor, or manufacturing overhead.

LO2 BT: C Difficulty: Easy TOT: 1 min. AACSB: Knowledge AICPA AC: Measurement, Analysis and Interpretation IMA: Reporting & Control: Cost Accounting

9. No, Mel is not correct. The distinction between direct and indirect materials is based on two criteria: (1) physical association and (2) the convenience of making the physical association. Materials which cannot be easily associated with the finished product are considered indirect materials.

LO2 BT: C Difficulty: Easy TOT: 2 min. AACSB: Knowledge AICPA AC: Measurement, Analysis and Interpretation IMA: Reporting & Control: Cost Accounting

10. Product costs, or inventoriable costs, are costs that are a necessary and integral part of producing the finished product, they are classified as manufacturing costs. Period costs are costs that are identified with a specific time period rather than with a salable product. These costs relate to nonmanufacturing activities and therefore are not inventoriable costs, they are expensed as incurred.

LO2 BT: K Difficulty: Easy TOT: 2 min. AACSB: Knowledge AICPA AC: Measurement, Analysis and Interpretation IMA: Reporting & Control: Cost Accounting

11. A merchandising company that uses the periodic inventory system reports beginning inventory, cost of goods purchased, and ending inventory in the cost of goods section of the income statement. A manufacturing company reports beginning finished goods inventory, cost of goods manufactured, and ending finished goods inventory in its determination of cost of goods sold.

LO3 BT: C Difficulty: Easy TOT: 5 min. AACSB: Knowledge AICPA AC: Measurement, Analysis and Interpretation IMA: Reporting & Control: Cost Accounting

12. (a) X = total cost of work in process.
(b) X = cost of goods manufactured.

LO3 BT: C Difficulty: Easy TOT: 2 min. AACSB: Knowledge AICPA AC: Measurement, Analysis and Interpretation IMA: Reporting & Control: Cost Accounting

Managerial Accounting 10th edition Weygandt Solutions Manual

13.

Raw materials inventory, beginning	$12,000
Raw materials purchases	170,000
Less: Total raw materials available for use	182,000
Raw materials inventory, ending	15,000
Direct materials used	$167,000

LO3 BT: AP Difficulty: Easy TOT: 3 min. AACSB: Analytic AICPA AC: Measurement, Analysis and Interpretation IMA: Reporting & Control: Cost Accounting
($12,000 + $170,000 - $15,000 = $167,000)
(Beg. RM + RM purch. – End. RM = DM used)

14.

Direct materials used	$240,000
Direct labor	220,000
Total manufacturing overhead	180,000
Total manufacturing costs	$640,000

LO3 BT: AP Difficulty: Easy TOT: 2 min. AACSB: Analytic AICPA AC: Measurement, Analysis and Interpretation IMA: Reporting & Control: Cost Accounting
($240,000 + $220,000 + $180,000 = $640,000)
(DM used + DL used + Tot. MOH = Tot. mfg. costs)

15.

(a)	Total cost of work in process ($26,000 + $640,000)	$666,000
(b)	Cost of goods manufactured ($666,000 – $32,000)	$634,000

LO3 BT: AP Difficulty: Easy TOT: 2 min. AACSB: Analytic AICPA AC: Measurement, Analysis and Interpretation IMA: Reporting & Control: Cost Accounting
[(a: $26,000 + $640,000 = $666,000); (b: $666,0000 - $32,000 = $634,000)]
[(a: Beg. WIP + Tot. mfg. costs = Tot. cost of WIP); (b: Tot. cost of WIP – End. WIP = COGM)]

16. The order of reporting is finished goods inventory, work in process inventory, and raw materials inventory.

LO3 BT: K Difficulty: Easy TOT: 1 min. AACSB: Knowledge AICPA AC: Measurement, Analysis and Interpretation IMA: Reporting & Control: Cost Accounting

17. The products differ in how each are consumed by the customer. Services are consumed as they are provided; and not capitalized into inventory. Meals at a restaurant are the best example where they are consumed immediately by the customer. There could be a long lead time before the product is sold to a customer in a manufacturing environment.

LO4 BT: C Difficulty: Easy TOT: 3 min. AACSB: Knowledge AICPA AC: Measurement, Analysis and Interpretation IMA: Reporting & Control: Cost Accounting

18. The product costing techniques apply equally well to manufacturers and service companies. Each needs to keep track of the cost of production or services in order to know whether it is generating a profit. The techniques shown in this chapter, to accumulate manufacturing costs to determine manufacturing inventory, are equally useful for determining the cost of services.

LO4 BT: K Difficulty: Easy TOT: 3 min. AACSB: Knowledge AICPA AC: Measurement, Analysis and Interpretation IMA: Reporting & Control: Cost Accounting

19. The value chain refers to all activities associated with providing a product or service. For a manufacturer, these include research and development, product design, acquisition of raw materials, production, sales and marketing, delivery, customer relations, and subsequent service. The value chain includes both manufacturing and nonmanufacturing activities and costs.

LO4 BT: C Difficulty: Easy TOT: 3 min. AACSB: Knowledge AICPA AC: Systems & Process Management IMA: Reporting & Control: Cost Accounting

 Copyright © 2024 John Wiley & Sons, Inc. Weygandt, *Managerial Accounting* 10/e, Solutions Manual (For Instructor Use Only)

Managerial Accounting 10th edition Weygandt Solutions Manual

Questions Chapter 1 (Continued)

20. An enterprise resource planning (ERP) system is an integrated software system that provides a comprehensive, centralized resource for information. Its primary benefits are that it replaces the many individual systems typically used for receivables, payables, inventory, human resources, etc. Also, it can be used to get information from, and provide information to, the company's customers and suppliers.

LO4 BT: C Difficulty: Easy TOT: 3 min. AACSB: Knowledge AICPA AC: System and Process Management IMA: Strategy Planning & Performance: Strategic and Tactical Planning

21. In a just-in-time inventory system, the company has no extra inventory stored. Consequently, if some units that are produced are defective, the company will not have enough units to deliver to customers.

LO4 BT: C Difficulty: Easy TOT: 2 min. AACSB: Knowledge AICPA AC: System and Process Management IMA: Strategy Planning & Performance: Strategic and Tactical Planning

22. The balanced scorecard is called "balanced" because it strives to not over emphasize any one performance measure, but rather uses both financial and non-financial measures to evaluate all aspects of a company's operations in an integrated fashion.

LO4 BT: C Difficulty: Easy TOT: 3 min. AACSB: Knowledge AICPA AC: System and Process Management IMA: Strategy Planning & Performance: Strategic and Tactical Planning

23. Budgets are prepared by companies to provide future direction. Because the budget is also used as an evaluation tool, some managers may try to game the budgeting process by underestimating their division's predicted performance so that it will be easier to meet their performance targets. On the other hand, if the budget is set at unattainable levels, managers sometimes take unethical actions to meet targets to receive higher compensation or in some cases to keep their jobs.

LO4 BT: C Difficulty: Easy TOT: 3 min. AACSB: Ethics AICPA PC: Ethical Conduct IMA: Professional Ethics & Values: Recognizing and Resolving Unethical Behavior

24. According to the Sarbanes-Oxley Act of 2002, CEOs and CFOs must now certify that financial statements give a fair presentation of the company's operating results and its financial condition and that the company maintains an adequate system of internal controls. In addition, the composition of the board of directors and audit committees receives more scrutiny, and penalties for misconduct have increased.

LO4 BT: C Difficulty: Easy TOT: 3 min. AACSB: Ethics AICPA AC: Measurement, Analysis and Interpretation AICPA PC: Ethical Conduct IMA: Reporting & Control: Internal Controls

25. Activity-based costing is an approach used to allocate overhead based on each product's relative use of activities in making the product. Activity-based costing is beneficial because it results in more accurate product costing and in more careful scrutiny of all activities in the value chain.

LO4 BT: C Difficulty: Easy TOT: 3 min. AACSB: Knowledge AICPA AC: Measurement, Analysis and Interpretation IMA: Reporting & Control: Cost Accounting

Managerial Accounting 10th edition Weygandt Solutions Manual

SOLUTIONS TO BRIEF EXERCISES

BRIEF EXERCISE 1.1

	Financial Accounting	Managerial Accounting
Primary users	**External users**	**Internal users**
Types of reports	**Financial statements** **Quarterly and annually**	**Internal reports** **As frequently as needed**
Frequency of reports	**Quarterly and annually**	**As frequently as needed**
Purpose of reports	**General-purpose**	**Special-purpose information for specific decisions**
Content of reports	**Pertains to business as a whole.** **Highly aggregated.** **Limited to accrual accounting and cost data.** **Generally accepted accounting principles**	**Pertains to subunits of the business.** **Very detailed.** **Extends beyond accrual accounting to any relevant data.** **Evaluated based on relevance to decisions**
Verification process	**Annual audit by certified public accountant**	**No independent audits**

LO1 BT: C Difficulty: Easy TOT: 3 min. AACSB: Knowledge AICPA AC: Measurement, Analysis and Interpretation IMA: Reporting & Control: Cost Accounting

BRIEF EXERCISE 1.2

(a) 1. Planning.
(b) 2. Directing.
(c) 3. Controlling.

LO1 BT: C Difficulty: Easy TOT: 1 min. AACSB: Knowledge AICPA AC: Measurement, Analysis and Interpretation IMA: Reporting & Control: Cost Accounting

 Copyright © 2024 John Wiley & Sons, Inc. Weygandt, *Managerial Accounting* 10/e, Solutions Manual (For Instructor Use Only)

Managerial Accounting 10th edition Weygandt Solutions Manual

BRIEF EXERCISE 1.3

(a) DM Frames and tires used in manufacturing bicycles.
(b) DL Wages paid to production workers.
(c) MO Insurance on factory equipment and machinery.
(d) MO Depreciation on factory equipment.

LO2 BT: C Difficulty: Easy TOT: 2 min. AACSB: Knowledge AICPA AC: Measurement, Analysis and Interpretation IMA: Reporting & Control: Cost Accounting

BRIEF EXERCISE 1.4

(a) Direct materials.
(b) Direct materials.
(c) Direct labor.
(d) Manufacturing overhead.
(e) Manufacturing overhead.
(f) Direct materials.
(g) Direct materials.
(h) Manufacturing overhead.

LO2 BT: C Difficulty: Easy TOT: 3 min. AACSB: Knowledge AICPA AC: Measurement, Analysis and Interpretation IMA: Reporting & Control: Cost Accounting

BRIEF EXERCISE 1.5

(a) Product.
(b) Period.
(c) Period.
(d) Period.
(e) Product.
(f) Product.

LO2 BT: C Difficulty: Easy TOT: 3 min. AACSB: Knowledge AICPA AC: Measurement, Analysis and Interpretation IMA: Reporting & Control: Cost Accounting

BRIEF EXERCISE 1.6

	Product Costs		
	Direct Materials	Direct Labor	Manufacturing Overhead
(a)			X
(b)	X		
(c)			X
(d)		X	

LO2 BT: C Difficulty: Easy TOT: 2 min. AACSB: Knowledge AICPA AC: Measurement, Analysis and Interpretation IMA: Reporting & Control: Cost Accounting

Managerial Accounting 10th edition Weygandt Solutions Manual

BRIEF EXERCISE 1.7

(a)	Direct materials used	$180,000
	Direct labor	209,000
	Total manufacturing overhead	208,000
	Total manufacturing costs	$597,000

(b)	Beginning work in process	$ 25,000
	Total manufacturing costs	597,000
	Total cost of work in process	$622,000

($25,000 + $597,000 = $622,000)
(Beg. WIP + Tot. mfg. costs = Tot. cost in WIP)
LO3 BT: AP Difficulty: Easy TOT: 5 min. AACSB: Analytic AICPA AC: Measurement, Analysis and Interpretation IMA: Reporting & Control: Cost Accounting

BRIEF EXERCISE 1.8

ROLAND COMPANY
Balance Sheet (Partial)
December 31, 2027

ASSETS

Current assets		
Cash		$ 62,000
Accounts receivable		200,000
Inventories		
Finished goods	$91,000	
Work in process	87,000	
Raw materials	83,000	261,000
Prepaid expenses		38,000
Total current assets		$561,000

LO3 BT: AP Difficulty: Easy TOT: 5 min. AACSB: Analytic AICPA AC: Reporting IMA: Reporting & Control: Cost Accounting [$62,000 + $200,000 + ($91,000 + $87,000 + $83,000) + $38,000 = $561,000]
[Cash + Accts. rec. + (Fin. gds. + WIP + Raw mat.) + Prepd. exp. = Tot. current assets]

 Copyright © 2024 John Wiley & Sons, Inc. Weygandt, *Managerial Accounting* 10/e, Solutions Manual (For Instructor Use Only)

Managerial Accounting 10th edition Weygandt Solutions Manual

BRIEF EXERCISE 1.9

	Direct Materials Used	Direct Labor	Manufacturing Overhead	Total Manufacturing Costs
(1)				$151,000[a]
(2)	$81,000[b]			
(3)		$144,000[c]		

LO3 BT: AP Difficulty: Easy TOT: 2 min. AACSB: Analytic AICPA AC: Measurement, Analysis and Interpretation IMA: Reporting & Control: Cost Accounting

(a) $40,000 + $61,000 + $50,000 = $151,000

(b) $296,000 - $140,000 - $75,000 = $81,000

(c) $310,000 - $55,000 - $111,000 = $144,000

BRIEF EXERCISE 1.10

	Total Manufacturing Costs	Work in Process (January 1)	Work in Process (December 31)	Cost of Goods Manufactured
(1)	$151,000*			$189,000[a]
(2)		$133,000[b]		
(3)			$58,000[c]	

***$40,000 + $61,000 + $50,000 (data from BE 1.9)**

LO3 BT: AP Difficulty: Easy TOT: 5 min. AACSB: Analytic AICPA AC: Measurement, Analysis and Interpretation IMA: Reporting & Control: Cost Accounting

(a) $151,000 + $120,000 - $82,000 = $189,000

(b) $331,000 + $98,000 - $296,000 = $133,000

(c) ($310,000 + $463,000) - $715,000 = $58,000

Managerial Accounting 10th edition Weygandt Solutions Manual

BRIEF EXERCISE 1.11

One implication of Sarbanes-Oxley Act of 2002 (SOX) was to clarify top management's responsibility for the company's financial statements. CEOs and CFOs must certify that financial statements give a fair presentation of the company's operating results and its financial condition. In addition, top managers must certify that the company maintains an adequate system of internal controls to ensure accurate financial reports. Also, more attention is now paid to the composition of the company's board of directors. In particular, the audit committee of the board of directors must be comprised entirely of independent members (that is, non-employees) and must contain at least one financial expert. Finally, to increase the likelihood of compliance with these and other new rules, the penalties for misconduct were substantially increased to include not only fines but also incarceration.

LO4 BT: C Difficulty: Easy TOT: 6 min. AACSB: Ethics, Communication AICPA PC: Ethical Conduct, Communication IMA: Reporting & Control: Internal Controls

 Copyright © 2024 John Wiley & Sons, Inc.

Managerial Accounting 10th edition Weygandt Solutions Manual

SOLUTIONS FOR DO IT! EXERCISES

DO IT! 1.1

1. **False. The board of directors' primary responsibility is to formulate the operating policies of the company.**
2. **False. Financial accounting reports pertain to the business as a whole and are highly aggregated (condensed).**
3. **False. Managerial account reports do not have to follow GAAP and are not audited by CPAs.**
4. **True**

LO1 BT: C Difficulty: Easy TOT: 4 min. AACSB: Knowledge AICPA AC: Measurement, Analysis and Interpretation IMA: Reporting & Control: Cost Accounting

DO IT! 1.2

<u>Period costs</u>:
Advertising
Salaries of sales representatives

<u>Product costs:</u>
Blank CDs (DM)
Depreciation of CD image burner (MO)
Salary of factory manager (MO)
Factory supplies used (MO)
Paper inserts for CD cases (DM)
CD plastic cases (DM)
Salaries of factory maintenance employees (MO)
Salaries of employees who burn music onto CDs (DL)

LO2 BT: C Difficulty: Easy TOT: 4 min. AACSB: Knowledge AICPA AC: Measurement, Analysis and Interpretation IMA: Reporting & Control: Cost Accounting

Managerial Accounting 10th edition Weygandt Solutions Manual

DO IT! 1.3

TOMLIN COMPANY
Cost of Goods Manufactured Schedule
For the Month Ended April 30, 2027

Work in process, April 1			**$ 5,000**
Direct materials			
Raw materials, April 1	**$ 10,000**		
Raw materials purchases	**98,000**		
Total raw materials available for use	**108,000**		
Less: Raw materials, April 30	**14,000**		
Direct materials used		**$ 94,000**	
Direct labor		**80,000**	
Manufacturing overhead		**160,000**	
Total manufacturing costs			**334,000**
Total cost of work in process			**339,000**
Less: Work in process, April 30			**3,500**
Cost of goods manufactured			**$335,500**

LO3 BT: AP Difficulty: Easy TOT: 6 min. AACSB: Analytic AICPA AC: Reporting IMA: Reporting & Control: Cost Accounting
[$5,000 + (($10,000 + $98,000 - $14,000) + $80,000 + $160,000) - $3,500 = $335,500]
[Beg. WIP + ((Beg. raw mat. + Raw mat. purch. – End. raw mat.) + DL + MOH) – End. WIP = COGM]

DO IT! 1.4

1. f
2. a
3. c
4. d
5. e
6. b
7. g

LO4 BT: C Difficulty: Easy TOT: 4 min. AACSB: Knowledge AICPA AC: None IMA: Reporting & Control: Cost Accounting

 Copyright © 2024 John Wiley & Sons, Inc. Weygandt, *Managerial Accounting* 10/e, Solutions Manual (For Instructor Use Only)

Managerial Accounting 10th edition Weygandt Solutions Manual

SOLUTIONS TO EXERCISES

EXERCISE 1.1

1. **False. Financial accounting focuses on providing information to *external* users.**
2. **False. *Line* positions are directly involved in the company's primary revenue-generating operating activities.**
3. **False. Preparation of budgets is part of *managerial* accounting.**
4. **False. Managerial accounting applies to *service*, merchandising and manufacturing companies.**
5. **True.**
6. **False. Managerial accounting reports are prepared as *frequently as needed*.**
7. **True.**
8. **True.**
9. **False. *Financial* accounting reports must comply with generally accepted accounting principles.**
10. **False. The company treasurer reports directly to the *vice president of finance/chief financial officer*.**

LO1 BT: C Difficulty: Easy TOT: 6 min. AACSB: Knowledge AICPA AC: Measurement, Analysis and Interpretation IMA: Reporting & Control: Cost Accounting

EXERCISE 1.2

1. **(c) Manufacturing overhead.**
2. **(c) Manufacturing overhead.**
3. **(c) Manufacturing overhead.**
4. **(c) Manufacturing overhead.**
5. **(a) Direct materials.**
6. **(b) Direct labor.**
7. **(c) Manufacturing overhead.**
8. **(c) Manufacturing overhead.**
9. **(c) Manufacturing overhead.**
10. **(a) Direct materials.**

LO2 BT: C Difficulty: Easy TOT: 6 min. AACSB: Knowledge AICPA AC: Measurement, Analysis and Interpretation IMA: Reporting & Control: Cost Accounting

Managerial Accounting 10th edition Weygandt Solutions Manual

EXERCISE 1.3

(a)

Bicycle components	DM	Advertising expense	Period
Depreciation on factory	MOH	Property taxes on factory	MOH
Property taxes on retail store	Period	Customer delivery expense	Period
Labor costs of assembly-line workers	DL	Sales commissions	Period
Factory supplies used	MOH	Salaries paid to sales clerks	Period

(b) **Product costs are recorded as a part of the cost of inventory because they are an integral part of the cost of producing the bicycles. Product costs are not expensed until the bicycles are sold. Period costs are recognized as an expense when incurred.**

LO2 BT: C Difficulty: Easy TOT: 8 min. AACSB: Knowledge AICPA AC: Measurement, Analysis and Interpretation IMA: Reporting & Control: Cost Accounting

EXERCISE 1.4

(a)

Factory utilities	$ 15,500
Depreciation on factory equipment	12,650
Indirect factory labor	48,900
Indirect materials	80,800
Factory manager's salary	8,000
Property taxes on factory building	2,500
Factory repairs	2,000
Manufacturing overhead	$170,350

($15,500 + $12,650 + $48,900 + $80,800 + $8,000 + $2,500 + $2,000 = $170,350)
(Fact. util. + Depr. on fact. equip. + Ind. fact. labor + Ind. mat. + Fact. mgr's. sal. + Prop. tax. on fact. bldg.. + Fact. repairs = MOH)

(b)

Direct materials used	$137,600
Direct labor	69,100
Manufacturing overhead	170,350
Product costs	$377,050

(c)

Depreciation on delivery trucks	$ 3,800
Sales salaries	46,400
Repairs to office equipment	1,300
Advertising	15,000
Office supplies used	2,640
Period costs	$ 69,140

($3,800 + $46,400 + $1,300 + $15,000 + $2,640 = $69,140)
(Depr. on del. trks. + Sales sal. + Repairs on off. equip. + Advert. + Off. sup. used = Period costs)
LO2 BT: AP Difficulty: Easy TOT: 10 min. AACSB: Analytic AICPA AC: Measurement, Analysis and Interpretation IMA: Reporting & Control: Cost Accounting

 Copyright © 2024 John Wiley & Sons, Inc. Weygandt, *Managerial Accounting* 10/e, Solutions Manual (For Instructor Use Only)

Managerial Accounting 10th edition Weygandt Solutions Manual

EXERCISE 1.5

1.	**(c)**	**3.**	**(a)**	**5.**	**(c)**	**7.**	**(a)**	**9.**	**(c)**
2.	**(c)**	**4.**	**(c)**	**6.**	**(d)**	**8.**	**(b)**	**10.**	**(c)**

LO2 BT: C Difficulty: Easy TOT: 5 min. AACSB: Knowledge AICPA AC: Measurement, Analysis and Interpretation IMA: Reporting & Control: Cost Accounting

EXERCISE 1.6

1. **(b)**
2. **(c)**
3. **(a)**
4. **(c) (Only for the portion that applies to the X-ray department)**
5. **(c)**
6. **(c)**
7. **(c)**
8. **(c)**
9. **(c)**
10. **(c) (Only for the portion that applies to the X-ray department)**

LO2 BT: C Difficulty: Easy TOT: 5 min. AACSB: Knowledge AICPA AC: Measurement, Analysis and Interpretation IMA: Reporting & Control: Cost Accounting

EXERCISE 1.7

(a) Delivery service (product) costs:

Indirect materials	**$ 6,400**
Depreciation on delivery equipment	**11,200**
Dispatcher's salary	**5,000**
Gas and oil for delivery trucks	**2,200**
Drivers' salaries	**16,000**
Delivery equipment repairs	**300**
Total	**$41,100**

($6,400 + $11,200 + $5,000 + $2,200 + $16,000 + $300 = $41,100)
(Ind. mat. + Depr. on del. equip. + Dispatch. sal. + Gas & oil for del. trks. + Drivers' sal. + Del. equip. repairs = Tot. product costs)

(b) Period costs:

Property taxes on office building	**$ 870**
CEO's salary	**12,000**
Advertising	**4,600**
Office supplies	**650**
Office utilities	**990**
Repairs on office equipment	**180**
Total	**$19,290**

LO2 BT: AP Difficulty: Easy TOT: 6 min. AACSB: Analytic AICPA AC: Measurement, Analysis and Interpretation IMA: Reporting & Control: Cost Accounting

Managerial Accounting 10th edition Weygandt Solutions Manual

EXERCISE 1.8

	Manufacturing			Non manufacturing	Product or Period
	Direct Materials	Direct Labor	Manufacturing Overhead		
Broom inspector's salaries			X		Product
Copy machine maintenance-headquarters				X	Period
Assembly worker hourly wages		X			Product
Research and development for new broom types				X	Period
Factory manager's salary			X		Product
Depreciation-broom assembly equipment			X		Product
CEO administrative assistant's salary				X	Period
Wood for handles	X				Product
Cleaning supplies-factory			X		Product
Lubricants for factory broom assembly equipment			X		Product
Customer service agents' salaries				X	Period
Factory maintenance crew salaries			X		Product
Sales team golf outings with customers				X	Period
Raw materials receiving department salaries			X		Product
Advertising				X	Period
Depreciation-CFO company car				X	Period
Straw for brooms	X				Product
Salespersons' salaries				X	Period
Shipping costs to customers				X	Period

LO2 BT: C Difficulty: Easy TOT: 10 min. AACSB: Knowledge AICPA AC: Measurement, Analysis and Interpretation IMA: Reporting & Control: Cost Accounting

 Copyright © 2024 John Wiley & Sons, Inc. Weygandt, *Managerial Accounting* 10/e, Solutions Manual (For Instructor Use Only)

Managerial Accounting 10th edition Weygandt Solutions Manual

EXERCISE 1.9

(a) Work in process, January 1			**$ 12,000**
Direct materials used		**$120,000**	
Direct labor		**110,000**	
Manufacturing overhead			
Depreciation on factory	**$60,000**		
Factory supplies used	**23,000**		
Property taxes on factory	**14,000**		
Total manufacturing overhead		**97,000**	
Total manufacturing costs			**327,000**
Total cost of work in process			**339,000**
Less: Work in process, December 31			**15,500**
Cost of goods manufactured			**$323,500**

[$12,000 + (($120,000 + $110,000 + ($60,000 + $23,000 + $14,000)) - $15,500 = $323,500]
[Beg. WIP + ((DM used + DL + (Depr. on factory + Fact. sup. used + Prop. tax on factory)) – End. WIP = COGM]

(b) Finished goods, Jan. 1	**$ 60,000**
Cost of goods manufactured	**323,500**
Cost of goods available for sale	**383,500**
Less: Finished goods, inventory, Dec. 31	**45,600**
Cost of goods sold	**$337,900**

(c) The costs not include in either the Schedule of Cost of Goods Manufactured or the Schedule of Cost of Goods sold are: Property taxes on store, Advertising expense, Delivery expense, Sales commissions, and Salaries paid to sales clerks. They would all be classified as period costs, and as such, would be reported on the income statement under operating expenses.

LO3 BT: AP Difficulty: Easy TOT: 5 min. AACSB: Analytic AICPA AC: Reporting IMA: Reporting & Control: Cost Accounting

EXERCISE 1.10

Total raw materials available for use:

Direct materials used	**$180,000**
Add: Raw materials inventory, Dec. 31	**22,500**
Total raw materials available for use	**$202,500**

($180,000 + $22,500 = $202,500)
(DM used + End. raw mat. = Tot. raw mat. avail. for use)

Managerial Accounting 10th edition Weygandt Solutions Manual

EXERCISE 1.10 (Continued)

Raw materials inventory (Jan. 1):
Total raw materials available for use:

Direct materials used	$180,000
Add: Raw materials inventory, Dec. 31	22,500
Total raw materials available for use	202,500
Less: Raw materials purchases	158,000
Raw materials inventory, Jan. 1	$ 44,500

($180,000 + $22,500 - $158,000 = $44,500)
(DM used + End. raw mat. – Raw mat. purch. = Beg. raw mat.)

Total cost of work in process:

Cost of goods manufactured	$540,000
Add: Work in process, Dec. 31	81,000
Total cost of work in process	$621,000

Total manufacturing costs:

Total cost of work in process	$621,000
Less: Work in process, Jan. 1	210,000
Total manufacturing costs	$411,000

Direct labor:

Total manufacturing costs		$411,000
Less: Total manufacturing overhead	$122,000	
Direct materials used	180,000	302,000
Direct labor		$109,000

[$411,000 – ($122,000 + $180,000) = $109,000]
[Tot. mfg. costs – (Tot. MOH + DM used) = DL]
LO3 BT: AP Difficulty: Easy TOT: 10 min. AACSB: Analytic AICPA AC: Reporting IMA: Reporting & Control: Financial Statement Preparation

EXERCISE 1.11

Case A

a + $57,000 + $46,500 = $195,650
a = $92,150

$195,650 + b = $221,500
b = $25,850

$252,500 – $11,000 = f
f = $241,500

Case C

$130,000 + g + $102,000 = $253,700
g = $21,700

 Copyright © 2024 John Wiley & Sons, Inc.

Managerial Accounting 10th edition Weygandt Solutions Manual

EXERCISE 1.11 (Continued)

$221,500 – c = $185,275
c = $36,225

$253,700 + h = $337,000
h = $83,300

Case B

$68,400 + $86,000 + $81,600 = d
d = $236,000

$337,000 – $70,000 = i
i = $267,000

$236,000 + $16,500 = e
e = $252,500

Additional explanation to EXERCISE 1.11 solution:

Case A

(a)	**Total manufacturing costs**		**$195,650**
	Less: Manufacturing overhead	**$46,500**	
	Direct labor	**57,000**	**103,500**
	Direct materials used		**$ 92,150**

[$195,650 – ($46,500 + $57,000) = $92,150]
[Tot. mfg. costs – (MOH + DL) = DM used]

(b)	**Total cost of work in process**	**$221,500**
	Less: Total manufacturing costs	**195,650**
	Work in process (1/1/27)	**$ 25,850**

(c)	**Total cost of work in process**	**$221,500**
	Less: Cost of goods manufactured	**185,275**
	Work in process (12/31/27)	**$ 36,225**

Case B

(d)	**Direct materials used**	**$ 68,400**
	Direct labor	**86,000**
	Manufacturing overhead	**81,600**
	Total manufacturing costs	**$236,000**

($68,400 + $86,000 + $81,600 = $236,000)
(DM used + DL + MOH = Tot. mfg. costs)

(e)	**Total manufacturing costs**	**$236,000**
	Work in process (1/1/27)	**16,500**
	Total cost of work in process	**$252,500**

Managerial Accounting 10th edition Weygandt Solutions Manual

EXERCISE 1.11 (Continued)

(f)	**Total cost of work in process**	**$252,500**
	Less: Work in process (12/31/27)	**11,000**
	Cost of goods manufactured	**$241,500**

Case C

(g)	**Total manufacturing costs**		**$253,700**
	Less: Manufacturing overhead	**$102,000**	
	Direct materials used	**130,000**	**232,000**
	Direct labor		**$ 21,700**

[$253,700 – ($102,000 + $130,000) = $21,700]
[Tot. mfg. costs – (MOH + DM used) = DL]

(h)	**Total cost of work in process**	**$337,000**
	Less: Total manufacturing costs	**253,700**
	Work in process (1/1/27)	**$ 83,300**

(i)	**Total cost of work in process**	**$337,000**
	Less: Work in process (12/31/27)	**70,000**
	Cost of goods manufactured	**$267,000**

LO3 BT: AN Difficulty: Easy TOT: 12 min. AACSB: Analytic AICPA AC: Reporting IMA: Reporting & Control: Financial Statement Preparation

EXERCISE 1.12

(a) (a) $117,000 + $140,000 + $87,000 = $344,000

(b) $344,000 + $33,000 – $360,000 = $17,000

($344,000 + $33,000 - $360,000 = $17,000)
(Tot. mfg. costs + Beg. WIP – COGM = End. WIP)

(c) $450,000 – ($200,000 + $132,000) = $118,000

(d) $40,000 + $470,000 – $450,000 = $60,000

($40,000 + $470,000 - $450,000 = $60,000)
(End. WIP + COGM – Tot. mfg. costs = Beg. WIP)

(e) $265,000 – ($80,000 + $100,000) = $85,000

(f) $265,000 + $60,000 – $80,000 = $245,000

($265,000 + $60,000 - $80,000 = $245,000)
(Tot. mfg. costs + Beg. WIP – End. WIP = COGM)

(g) $288,000 – ($70,000 + $75,000) = $143,000

(h) $288,000 + $45,000 – $270,000 = $63,000

($288,000 + $45,000 - $270,000 = $63,000) Tot. mfg. Costs + Beg. WIP – COGM = End. WIP

 Copyright © 2024 John Wiley & Sons, Inc.

Managerial Accounting 10th edition Weygandt Solutions Manual

EXERCISE 1.12 (Continued)

(b)

HORIZON COMPANY
Cost of Goods Manufactured Schedule
For the Year Ended December 31, 2027

Work in process, Jan. 1		$ 33,000
Direct materials used	$117,000	
Direct labor	140,000	
Manufacturing overhead	87,000	
Total manufacturing costs		344,000
Total cost of work in process		377,000
Less: Work in process inventory, Dec. 31		17,000
Cost of goods manufactured		$360,000

[($33,000 + ($117,000 + $140,000 + $87,000)) - $17,000 = $360,000]
[(Beg. WIP + (DM + DL + MOH)) – End. WIP = COGM]
LO3 BT: AN Difficulty: Easy TOT: 12 min. AACSB: Analytic AICPA AC: Reporting IMA: Reporting & Control: Financial Statement Preparation

EXERCISE 1.13

(a)

CEPEDA CORPORATION
Cost of Goods Manufactured Schedule
For the Month Ended June 30, 2027

Work in process, June 1			$ 3,000
Direct materials used		$20,000	
Direct labor		40,000	
Manufacturing overhead			
Indirect factory labor	$4,500		
Factory manager's salary	3,000		
Indirect materials used	2,200		
Maintenance, factory equipment	1,800		
Depreciation, factory equipment	1,400		
Factory utilities	400		
Total manufacturing overhead		13,300	
Total manufacturing costs			73,300
Total cost of work in process			76,300
Less: Work in process, June 30			3,800
Cost of goods manufactured			$72,500

[($3,000 + ($20,000 + $40,000 + ($4,500 + $3,000 + $2,200 + $1,800 + $1,400 + $400))) - $3,800 = $72,500]

Managerial Accounting 10th edition Weygandt Solutions Manual

EXERCISE 1.13 (Continued)

[(Beg. WIP + (DM used + DL + (Ind. labor + Fact. mgrs.. sal. + Ind. mat. used + Maint., fact. equip. + Depr., fact. equip. + Fact. util.))) – End. WIP = COGM]

(b)

CEPEDA CORPORATION
Income Statement (Partial)
For the Month Ended June 30, 2027

Sales revenue		$92,100
Cost of goods sold		
Finished goods inventory, June 1	$ 5,000	
Cost of goods manufactured [from (a)]	72,500	
Cost of goods available for sale	77,500	
Less: Finished goods inventory, June 30	7,500	
Cost of goods sold		70,000
Gross profit		$22,100

LO3 BT: AP Difficulty: Easy TOT: 10 min. AACSB: Analytic AICPA AC: Reporting IMA: Reporting & Control: Financial Statement Preparation

EXERCISE 1.14

(a)

WASHINGTON CONSULTING
Schedule of Cost of Contract Services Performed
For the Month Ended August 31, 2027

Supplies used (direct materials)		$ 1,700
Salaries of professionals (direct labor)		15,600
Service overhead:		
Utilities for contract operations	$1,400	
Contract equipment depreciation	900	
Insurance on contract operations	800	
Janitorial services for professional offices	700	
Total overhead		3,800
Total cost of contract services provided		$21,100

[$1,700 + $15,600 + ($1,400 + $900 + $800 + $700) = $21,100]
[Supp. used + Sal. of profs. + (Util. on contract oper. + Contract equip. depr. + Ins. on contract oper. + Jan. srvs. for prof. off.) = $21,100]

 Copyright © 2024 John Wiley & Sons, Inc. Weygandt, *Managerial Accounting* 10/e, Solutions Manual (For Instructor Use Only)

Managerial Accounting 10th edition Weygandt Solutions Manual

EXERCISE 1.14 (Continued)

(b) The costs not included in the Schedule of Cost of Contract Services Performed are: Supplies used in administrative offices, Depreciation used on administrative office equipment, Salaries of administrative office personnel, Janitorial services for administrative offices, Insurance on administrative operations, and Utilities for administrative offices. They would all be classified as period costs, and as such, they would be reported on the income statement under administrative expenses.

LO2, 3 BT: AP Difficulty: Easy TOT: 6 min. AACSB: Analytic AICPA AC: Reporting IMA: Reporting & Control: Financial Statement Preparation

EXERCISE 1.15

(a) Work in process, Jan. 1			**$ 13,500**
Direct materials			
Raw materials inventory, Jan. 1	**$ 21,000**		
Raw materials purchased	**150,000**		
Raw materials available for use	**171,000**		
Less: Raw materials inventory, Dec. 31	**30,000**		
Direct materials used		**$141,000**	
Direct labor		**220,000**	
Manufacturing overhead		**180,000**	
Total manufacturing costs			**541,000**
Total cost of work in process			**554,500**
Less: Work in process, Dec. 31			**17,200**
Cost of goods manufactured			**$537,300**

[$13,500 + (($21,000 + $150,000 - $30,000) + $220,000 + $180,000) - $17,200 = $537,300]
[Beg. WIP + ((Beg. RM + RM purch. – End. RM) + DL + MOH) – End. WIP = COGM]

Managerial Accounting 10th edition Weygandt Solutions Manual

EXERCISE 1.15 (Continued)

AIKMAN COMPANY
Income Statement (Partial)
For the Year Ended December 31, 2027

(b)	**Sales revenue .....**		**$910,000**
	Cost of goods sold		
	Finished goods inventory, Jan. 1.....	**$ 27,000**	
	Cost of goods manufactured [From (a)]	**537,300**	
	Cost of goods available for sale	**564,300**	
	Less: Finished goods inventory, Dec. 31	**21,000**	
	Cost of goods sold.....		**543,300**
	Gross profit.....		**$366,700**

[$910,000 – ($27,000 + $537,300 - $21,000) = $366,700]
[Sales rev. – (Beg. FG inv. + COGM – End. FG inv.) = GP]

AIKMAN COMPANY
Balance Sheet (Partial)
December 31, 2027

Assets

(c)	**Current assets**		
	Inventories		
	Finished goods.....	**$21,000**	
	Work in process	**17,200**	
	Raw materials.....	**30,000**	**$68,200**

(d) In a merchandising company's income statement (using the periodic inventory system), the only difference would be in the computation of cost of goods sold. Beginning and ending finished goods inventory would be replaced by beginning and ending inventory, and cost of goods manufactured would be replaced by purchases. In a merchandising company's balance sheet, there would be one inventory account (inventory) instead of three.

LO3 BT: AP Difficulty: Easy TOT: 15 min. AACSB: Analytic AICPA AC: Reporting IMA: Reporting & Control: Financial Statement Preparation

 Copyright © 2024 John Wiley & Sons, Inc. Weygandt, *Managerial Accounting* 10/e, Solutions Manual (For Instructor Use Only)

Managerial Accounting 10th edition Weygandt Solutions Manual

EXERCISE 1.16

1.	(a)	9.	(a)
2.	(a)	10.	(a), (b)
3.	(a), (c)	11.	(b)
4.	(b)	12.	(b)
5.	(a)	13.	(a)
6.	(a)	14.	(a)
7.	(a)	15.	(a)
8.	(b), (c)	16.	(a)

LO3 BT: C Difficulty: Easy TOT: 8 min. AACSB: None AICPA AC: Reporting IMA: Reporting & Control: Financial Statement Preparation

EXERCISE 1.17

(a)

ROBERTS COMPANY
Cost of Goods Manufactured Schedule
For the Month Ended June 30, 2027

Work in process inventory, June 1			$ 5,000
Direct materials			
Raw materials inventory, June 1	$ 9,000		
Raw materials purchases	54,000		
Total raw materials available for use	63,000		
Less: Raw materials inventory, June 30	13,100		
Direct materials used		$49,900	
Direct labor		47,000	
Manufacturing overhead			
Indirect labor	5,500		
Factory insurance	4,000		
Machinery depreciation	4,000		
Factory utilities	3,100		
Machinery repairs	1,800		
Miscellaneous factory costs	1,500		
Total manufacturing overhead		19,900	
Total manufacturing costs			116,800
Total cost of work in process			121,800
Less: Work in process inventory, June 30			7,000
Cost of goods manufactured			$114,800

[$5,000 + (($9,000 + $54,000 - $13,100) + $47,000 + ($5,500 + $4,000 + $4,000 + $3,100 + $1,800 + $1,500)) – $7,000 = $114,800]
[Beg. WIP + ((Beg. raw mat. + Raw mat. purch. – End. raw mat.) + DL + (Ind. labor + Fact. ins. + Mach. depr. + Fact. util. + Mach. repairs + Misc. fact. costs)) – End. WIP = COGM]

Managerial Accounting 10th edition Weygandt Solutions Manual

EXERCISE 1.17 (Continued)

(b)

ROBERTS COMPANY
Balance Sheet (Partial)
June 30, 2027

ASSETS

Current assets		
Inventories		
Finished goods	**$ 8,000**	
Work in process	**7,000**	
Raw materials	**13,100**	**$28,100**

LO3 BT: AP Difficulty: Easy TOT: 8 min. AACSB: Analytic AICPA AC: Reporting IMA: Reporting & Control: Financial Statement Preparation

EXERCISE 1.18

(a)

Raw Materials account:	**(5,000 – 4,650) x $15 = $5,250**
Work in Process account:	**(4,600 x 10%) x $15 = $6,900**
Finished Goods account:	**(4,600 x 90% x 30%) x $15 = $18,630**
Cost of Goods Sold account:	**(4,600 x 90% x 70%) x $15 = $43,470**
Selling Expenses account:	**50 x $15 = $750**

Proof of cost of head lamps allocated (5,000 x $15 = $75,000)

Raw materials	**$ 5,250**
Work in process	**6,900**
Finished goods	**18,630**
Cost of goods sold	**43,470**
Selling expenses	**750**
Total	**$75,000**

[(Raw mat.: (5,000 – 4,650) x $15 = $5,250); (WIP: 4,600 x 10% x $15 = $6,900); (Fin. gds.: (4,600 x 90% x 30%) x $15 = $18,630); (CGS: (4,600 x 90% x 70%) x $15 = $43,470); (Sell. exp.: 50 x $15 = $750)]
[(Raw mat.: (Lamps purch. – Lamps withdrawn) x Unit cost = Acct. bal.); (WIP: (Lamps issued to production x % still in production) x Unit cost = Acct. bal.); (Fin. Gds.: (Lamps in production x % completed x % not sold) x Unit cost = Acct. bal.); (CGS: Lamps in production x % completed x % sold) x Unit cost = Acct. bal.); (Sell. exp.: Lamps in sales staff cars x Unit cost = Acct. bal.)]

 Copyright © 2024 John Wiley & Sons, Inc. Weygandt, *Managerial Accounting* 10/e, Solutions Manual (For Instructor Use Only)

Managerial Accounting 10th edition Weygandt Solutions Manual

EXERCISE 1.18 (Continued)

(b) To: Chief Accountant

From: Student

Subject: Statement Presentation of Accounts

Two accounts will appear in the income statement. Cost of goods sold will be deducted from net sales in determining gross profit. Selling expenses will be shown under operating expenses and will be deducted from gross profit in determining net income. Sometimes, the calculation for cost of goods sold is shown on the income statement. In these cases, the balance in Finished Goods inventory would also be reported on the income statement.

The other accounts associated with the head lamps are inventory accounts which contain end-of-period balances. Thus, they would be reported under inventories in the current assets section of the balance sheet in the following order: finished goods, work in process, and raw materials.

LO3 BT: AP Difficulty: Moderate TOT: 15 min. AACSB: Analytic AICPA AC: Measurement, Analysis and Interpretation IMA: Reporting & Control: Cost Accounting

EXERCISE 1.19

(a) 3. Balanced scorecard
(b) 4. Value chain
(c) 2. Just-in-time inventory
(d) 1. Activity-based costing

LO4 BT: C Difficulty: Easy TOT: 2 min. AACSB: Knowledge AICPA AC: System and Process Management IMA: Strategy Planning & Performance: Strategic and Tactical Planning

Managerial Accounting 10th edition Weygandt Solutions Manual

 Copyright © 2024 John Wiley & Sons, Inc. Weygandt, *Managerial Accounting* 10/e, Solutions Manual (For Instructor Use Only)

SOLUTIONS TO PROBLEMS

PROBLEM 1.1

(a)

Cost Item	Product Costs: Direct Materials	Product Costs: Direct Labor	Product Costs: Manufacturing Overhead	Period Costs
Rent on factory equipment			$11,000	
Insurance on factory building			1,500	
Raw materials used	$75,000			
Utility costs for factory			900	
Supplies used for general office				$ 300
Wages for assembly-line workers		$58,000		
Depreciation on office equipment				800
Miscellaneous materials used			1,100	
Factory manager's salary			5,700	
Property taxes on factory building			400	
Advertising for helmets				14,000
Sales commissions				10,000
Depreciation on factory building			1,500	
	$75,000	$58,000	$22,100	$25,100

[(MOH: $11,000 + $1,500 + $900 + $1,100 + $5,700 + $400 + $1,500 = $22,100); (Period costs: $300 + $800 + $14,000 + $10,000 = $25,100)]
[(MOH: Rent, on fact. equip. + Ins., on fact. bldg. + Fact. util. + Misc. mat. + Fact. mgrs.. sal. + Prop. tax, fact. on bldg.. + Depr., fact. bldg. = Tot.); (Period costs: Gen. off. supp. + Depr., on off. equip. + Advert. for helmets + Sales comm. = Tot. period costs)]

(b) Total production costs

Direct materials	$ 75,000
Direct labor	58,000
Manufacturing overhead	22,100
Total production cost	$155,100

Production cost per helmet = $155,100/10,000 = $15.51.

LO2 BT: AP Difficulty: Easy TOT: 25 min. AACSB: Analytic AICPA AC: Measurement , Analysis and Interpretation IMA: Reporting & Control: Cost Accounting

Copyright © 2024 John Wiley & Sons, Inc. Weygandt, *Managerial Accounting* 10/e, Solutions Manual (For Instructor Use Only)

(a)

Cost Item	Product Costs: Direct Materials	Product Costs: Direct Labor	Product Costs: Manufacturing Overhead	Period Costs
Direct materials (1)	$111,000			
Wages for workers (2)		$90,000		
Rent on equipment			$ 4,900	
Indirect materials (3)			7,500	
Factory supervisor's salary			3,000	
Janitorial costs			1,300	
Advertising				$9,500
Depreciation on factory building (4)			650	
Property taxes on factory building (5)			750	
	$111,000	$90,000	$18,100	$9,500

(1)$74 x 1,500 = $111,000.
(2)$12 x 5 x 1,500 = $90,000.
(3)$5 x 1,500 = $7,500.
(4)$7,800/12 = $650.
(5)$9,000/12 = $750.

[(MOH: $4,900 + ($5 x 1,500) + $3,000 + $1,300 + ($7,800/12) + ($9,000/12) = $18,100); (Period costs: $9,500)]
[(MOH: Rent, on equip. + (Ind. mat. cost/system x No. systems) + Fact. super. sal. + Jan. costs + (Ann. depr./mos. in a yr.) + (Ann. prop.tax./Mos. in a yr,) = Tot.); (Period costs: Advert.)]

(b) Total production costs

Direct materials	$111,000
Direct labor	90,000
Manufacturing overhead	18,100
Total production cost	$219,100

Production cost per system = $219,100 ÷ 1,500 = $146.07. (rounded)

LO2 BT: AP Difficulty: Easy TOT: 25 min. AACSB: Analytic AICPA AC: Measurement, Analysis and Interpretation IMA: Reporting & Control: Cost Accounting

Managerial Accounting 10th edition Weygandt Solutions Manual

PROBLEM 1.3

(a) <u>Case 1</u>

a = $9,600 + $5,000 + $8,000 = $22,600 Total manufacturing costs

$22,600 + $1,000 – B = $17,000
b = $22,600 + $1,000 – $17,000 = $6,600 Ending WIP inventory

$17,000 + C = $22,000
c = $22,000 – $17,000 = $5,000 Beginning FG inventory

d = $22,000 – $3,400 = $18,600 Cost of goods sold

e = ($24,500 – $2,500) – $18,600 = $3,400 Gross profit

f = $3,400 – $2,500 = $900 Net income

[(B: $22,600 + $1,000 - $17,000 = $6,600); (E: ($24,500 - $2,500) - $18,600 = $3,400)]
[(B: Tot. mfg. costs + Beg. WIP – COGM = End. WIP); (E: (Sales rev. – sales disc.) – CGS = GP)]

<u>Case 2</u>

g + $8,000 + $4,000 = $16,000
g = $16,000 – $8,000 – $4,000 = $4,000 DM used

$16,000 + h – $3,000 = $24,000
h = $24,000 + $3,000 – $16,000 = $11,000 Beginning WIP inventory

(i – $1,400) – k = $7,000
(i– $1,400) – $24,800 = $7,000
i = $1,400 + $24,800 + $7,000 = $33,200 Sales revenue

(<u>Note</u>: Item i can only be solved after item k is solved.)

j = $24,000 + $3,300 = $27,300 Cost of goods available for sale

k = $27,300 – $2,500 = $24,800 Cost of goods sold

$7,000 – l = $5,000
l = $2,000 Operating expenses

Copyright © 2024 John Wiley & Sons, Inc. Weygandt, *Managerial Accounting* 10/e, Solutions Manual (For Instructor Use Only)

Managerial Accounting 10th edition Weygandt Solutions Manual

PROBLEM 1.3 (Continued)

[(H: $24,000 + $3,000 - $16,000 = $11,000); (I: $1,400 + $24,800 + $7,000 = $33,200); (K: $27,300 - $2,500 = $24,800)]
[(H: COGM + End. WIP – Tot. mfg. costs = Beg. WIP); (I: Sales disc. + CGS + GP = Sales rev.); (K: Gds. avail. for sale – End. fin. gds. = CGS)]

(b)

CASE 1
Cost of Goods Manufactured Schedule
For the Year Ended December 31, 2027

Work in process, beginning		$ 1,000
Direct materials	$9,600	
Direct labor	5,000	
Manufacturing overhead	8,000	
Total manufacturing costs		22,600
Total cost of work in process		23,600
Less: Work in process, ending		6,600
Cost of goods manufactured		$17,000

(c)

CASE 1
Income Statement
For the Year Ended December 31, 2027

Sales revenue	$24,500	
Less: Sales discounts	2,500	
Net sales		$22,000
Cost of goods sold		
Finished goods inventory, beginning	5,000	
Cost of goods manufactured	17,000	
Cost of goods available for sale	22,000	
Less: Finished goods inventory, ending	3,400	
Cost of goods sold		18,600
Gross profit		3,400
Operating expenses		2,500
Net income		$ 900

[($24,500 - $2,500) – ($5,000 + $17,000 - $3,400) - $2,500 = $900]
[(Sales rev. – Sales disc.) – (Beg. fin. gds. inv. + COGM – End. fin. gds. inv.) – Oper. exp. = Net inc.]

Managerial Accounting 10th edition Weygandt Solutions Manual

PROBLEM 1.3 (Continued)

CASE 1
Balance Sheet (Partial)
December 31, 2027

Assets		
Current assets		
Cash		$ 3,000
Accounts receivables (net)		15,000
Inventories		
Finished goods	$3,400	
Work in process	6,600	
Raw materials	600	10,600
Prepaid expenses		400
Total current assets		$29,000

LO3 BT: AN Difficulty: Moderate TOT: 40 min. AACSB: Analytic AICPA AC: Reporting IMA: Reporting & Control: Financial Statement Preparation

Copyright © 2024 John Wiley & Sons, Inc. Weygandt, *Managerial Accounting* 10/e, Solutions Manual (For Instructor Use Only)

Managerial Accounting 10th edition Weygandt Solutions Manual

PROBLEM 1.4

(a)

CLARKSON COMPANY
Cost of Goods Manufactured Schedule
For the Year Ended June 30, 2027

Work in process, July 1, 2026			$ 19,800
Direct materials			
Raw materials inventory, July 1, 2026	$ 48,000		
Raw materials purchases	96,400		
Total raw materials available for use	144,400		
Less: Raw materials inventory, June 30, 2027	39,600		
Direct materials used		$104,800	
Direct labor		139,250	
Manufacturing overhead			
Factory manager's salary	58,000		
Factory utilities	27,600		
Indirect labor	24,460		
Factory machinery depreciation	16,000		
Factory property taxes	9,600		
Factory insurance	4,600		
Factory repairs	1,400		
Total manufacturing overhead		141,660	
Total manufacturing costs			385,710
Total cost of work in process			405,510
Less: Work in process, June 30, 2027			18,600
Cost of goods manufactured			$386,910

[$19,800 + (($48,000 + $96,400 - $39,600) + $139,250 + ($58,000 + $27,600 + $24,460 + $16,000 + $9,600 + $4,600 + $1,400)) - $18,600 = $386,910]
[Beg. WIP + ((Beg. raw mat. + Raw mat. purch. – End. raw mat.) + DL + (Fact. mgrs.. sal. + Fact. util. + Ind. labor + Fact. mach. depr. + Fact. prop. tax. + Fact. ins. + Fact. repairs)) – End. WIP = COGM]

Managerial Accounting 10th edition Weygandt Solutions Manual

PROBLEM 1.4 (Continued)

(b)

CLARKSON COMPANY
Income Statement (Partial)
For the Year Ended June 30, 2027

Sales revenues		
Sales revenue	$534,000	
Less: Sales discounts	4,200	
Net sales		$529,800
Cost of goods sold		
Finished goods inventory, July 1, 2026	96,000	
Cost of goods manufactured [From (a)]	386,910	
Cost of goods available for sale	482,910	
Less: Finished goods inventory, June 30, 2027	75,900	
Cost of goods sold		407,010
Gross profit		$122,790

[($534,000 - $4,200) – ($96,000 + $386,910 - $75,900) = $122,790]
[(Sales rev. – Sales disc.) – (Beg. fin. gds. inv. + COGM – End. fin. gds. inv.) = GP]

(c)

CLARKSON COMPANY
Balance Sheet (Partial)
June 30, 2027

Assets		
Current assets		
Cash		$ 32,000
Accounts receivable		27,000
Inventories		
Finished goods	$75,900	
Work in process	18,600	
Raw materials	39,600	134,100
Total current assets		$193,100

LO3 BT: AP Difficulty: Moderate TOT: 35 AACSB: Analytic AICPA AC: Reporting IMA: Reporting & Control: Financial Statement Preparation

Copyright © 2024 John Wiley & Sons, Inc. Weygandt, *Managerial Accounting* 10/e, Solutions Manual (For Instructor Use Only)

Managerial Accounting 10th edition Weygandt Solutions Manual

PROBLEM 1.5

(a)

EMPIRE COMPANY
Cost of Goods Manufactured Schedule
For the Month Ended October 31, 2027

Work in process, October 1			$ 20,000
Direct materials			
Raw materials inventory, October 1	$ 18,000		
Raw materials purchases	264,000		
Total raw materials available for use	282,000		
Less: Raw materials inventory, October 31	29,000		
Direct materials used		$253,000	
Direct labor		190,000	
Manufacturing overhead			
Factory facility rent	60,000		
Depreciation on factory equipment	31,000		
Indirect labor	28,000		
Factory utilities*	9,000		
Factory insurance**	4,800		
Total manufacturing overhead		132,800	
Total manufacturing costs			575,800
Total cost of work in process			595,800
Less: Work in process, October 31			14,000
Cost of goods manufactured			$581,800

*$12,000 x 75% = $9,000
**$ 8,000 x 60% = $4,800

[$20,000 + (($18,000 + $264,000 - $29,000) + $190,000 + ($60,000 + $31,000 + $28,000 + ($12,000 x 75%) + ($8,000 x 60%))) - $14,000 = $581,800]
[Beg. WIP + ((Beg. raw mat. inv. + Raw mat. purch. – End. raw mat. inv.) + DL + (Fact. facil. rent + Depr. on fact. equip. + Ind. labor + Fact. util. + Fact. ins.)) – End. WIP = COGM]

Managerial Accounting 10th edition Weygandt Solutions Manual

PROBLEM 1.5 (Continued)

(b)

EMPIRE COMPANY
Income Statement
For the Month Ended October 31, 2027

Sales revenue		$780,000
Cost of goods sold		
Finished goods inventory, October 1	$ 30,000	
Cost of goods manufactured [From (a)]	581,800	
Cost of goods available for sale	611,800	
Less: Finished goods inventory, October 31	50,000	
Cost of goods sold		561,800
Gross profit		218,200
Operating expenses		
Advertising expense	90,000	
Selling and administrative salaries	75,000	
Depreciation expense—sales equipment	45,000	
Insurance expense**	3,200	
Utilities expense*	3,000	
Total operating expenses		216,200
Net income		$ 2,000

*$12,000 x 25%

**$8,000 x 40%

LO3 BT: AN Difficulty: Moderate TOT: 35 AACSB: Analytic AICPA AC: Reporting IMA: Reporting & Control: Financial Statement Preparation

Copyright © 2024 John Wiley & Sons, Inc. Weygandt, *Managerial Accounting* 10/e, Solutions Manual (For Instructor Use Only)

Managerial Accounting 10th edition Weygandt Solutions Manual

CD1	CURRENT DESIGNS

The answers to parts (a) and (b) may vary from student to student.

(a) What are the primary information needs of each manager?

Mike Cichanowski, CEO, needs to know the overall financial picture of the company. He also needs to have a general picture of sales by territory and product line, and of cost per unit by product line.

Diane Buswell, Controller, needs all accounting-related information.

Deb Welch, Purchasing Manager, needs to know the costs of the components for each product.

Bill Johnson, Sales Manager, needs to know sales by territory and product line.

Dave Thill, Kayak Factory Manager, needs to know all the costs of producing each type of kayak.

Rick Thrune, Production Manager for Composite Kayaks, needs to know the costs related to the composite kayak production.

Managerial Accounting 10th edition Weygandt Solutions Manual

CD1 (Continued)

(b) Name one special-purpose management accounting report that could be designed for each manager. Include the name of the report, the information it would contain, and how frequently it should be issued.

Manager	Name of report	Information report would contain	How frequently should it be issued?
Mike Cichanowski	Analysis of proposed new product line	Projected revenues and expenses for a possible new product line	As needed and requested
Diane Buswell	Company-wide budget analysis	Revenues, expenses, and net income compared to the budgeted amounts for each	Monthly
Deb Welch	Purchasing History	List of items purchased and most recent cost for each item	Monthly or available on-line
Bill Johnson	Sales Summary	Sales by product line and by customer	Monthly or weekly
Dave Thill	Cost of Production Report	Direct materials, direct labor, and manufacturing overhead costs assigned to each product line	Monthly or weekly
Rick Thrune	Cost of Production Report for Composite Kayaks	Detailed direct material and direct labor costs for the composite kayaks	Weekly

Copyright © 2024 John Wiley & Sons, Inc. Weygandt, *Managerial Accounting* 10/e, Solutions Manual (For Instructor Use Only)

Managerial Accounting 10th edition Weygandt Solutions Manual

CD1 (Continued)

(c) When Diane Buswell, controller for Current Designs, reviewed the accounting records for a recent period, she noted the following items. Classify each item as a product cost or a period cost. If a cost is a product cost, note if it is a direct materials, direct labor, or manufacturing overhead item.

Payee	Purpose	Product Costs			Period Costs
		Direct Materials	Direct Labor	Manufacturing Overhead	
Winona Agency	Property insurance for the manufacturing factory			$3,200	
Bill Johnson (sales manager)	Payroll–payment to sales manager				$1,700
Xcel Energy	Electricity for manufacturing factory			450	
Winona Printing	Price lists for salespeople				85
Jim Kaiser (sales representative)	Sales commissions				1,250
Dave Thill (factory manager)	Payroll–payment to factory manager			1,450	
Dana Schultz (kayak assembler)	Payroll–payment to kayak assembler		$760		
Composite One	Bagging film used when kayaks are assembled; it is discarded after use.			260	
Fastenal	Shop supplies–brooms, paper towels, etc.			890	
Ravago	Polyethylene powder which is the main ingredient for the rotational molded kayaks	$3,170			
Winona County	Property taxes on manufacturing factory			5,480	
North American Composites	Kevlar® fabric for composite kayaks	4,930			
Waste Management	Trash disposal for the company office building				660
None	Record depreciation of manufacturing equipment			4,540	
Totals		$8,100	$760	$16,270	$3,695

LO1, 2 BT: AN Difficulty: Moderate TOT: 60 min. AACSB: Analytic AICPA AC: Measurement, Analysis and Interpretation IMA: Reporting & Control: Cost Accounting, Strategy, Planning & Performance: Performance Measurement

Managerial Accounting 10th edition Weygandt Solutions Manual

WC1 WATERWAYS CORPORATION

a.

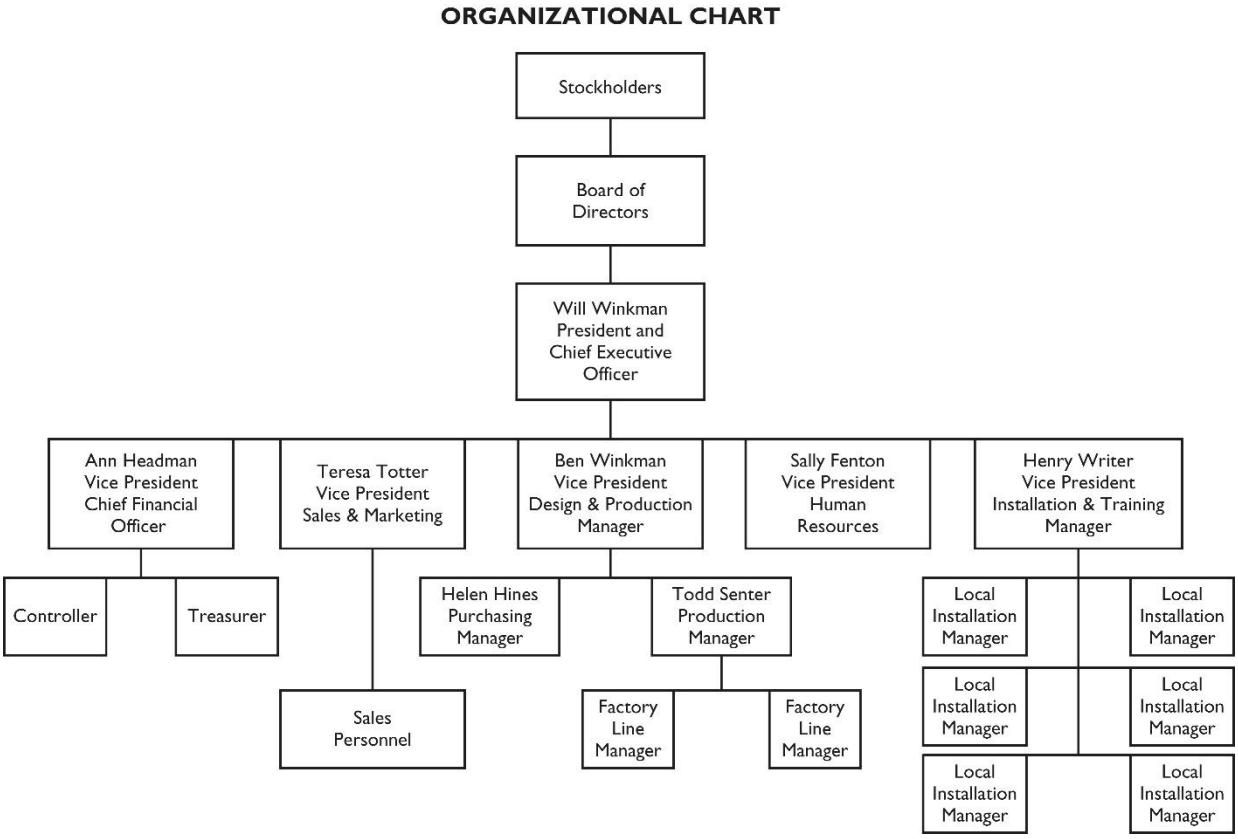

 Copyright © 2024 John Wiley & Sons, Inc. Weygandt, *Managerial Accounting* 10/e, Solutions Manual (For Instructor Use Only)

Managerial Accounting 10th edition Weygandt Solutions Manual

WC 1 (Continued)

WATERWAYS CORPORATION
Cost of Goods Manufactured Schedule
For the Month Ended November 30, 2027

Work in process 10/31			$ 40,500
Direct materials			
Raw materials inventory 10/31	$ 38,000		
Raw material purchases	184,500		
Total raw materials available for use	222,500		
Less: Raw materials inventory 11/30	52,700		
Direct materials used		$169,800	
Direct labor		42,000	
Manufacturing overhead			
Depreciation—factory equipment	16,800		
Factory utilities	10,200		
Indirect labor	48,000		
Rent—factory equipment	47,000		
Repairs—factory equipment	4,500		
Total factory overhead		126,500	
Total manufacturing costs			338,300
Total cost of work in process			378,800
Less: Work in process 11/30			52,700
Cost of goods manufactured			$326,100

Managerial Accounting 10th edition Weygandt Solutions Manual

WC 1 (Continued)

WATERWAYS CORPORATION
Income Statement
For the Month Ended November 30, 2027

Sales Revenue			$1,350,000
Cost of goods sold			
Finished goods inventory 10/31		$ 72,550	
Cost of goods manufactured		326,100	
Cost of goods available for sale		398,650	
Less: Finished goods inventory 11/30		68,800	
Cost of goods sold			329,850
Gross profit			1,020,150
Operating expenses			
Selling expenses			
Advertising expenses	$54,000		
Sales commissions	42,000		
Total selling expenses		96,000	
Administrative expenses			
Depreciation—office equipment	2,400		
Office supplies expense	1,600		
Other administrative expenses	72,000		
Office salaries	325,000		
Total administrative expenses		401,000	
Total operating expenses			497,000
Net income			$ 523,150

WATERWAYS CORPORATION
Balance Sheet (partial)
November 30, 2027

Assets			
Current assets			
Cash		$260,000	
Accounts receivable		275,000	
Inventories			
Finished goods inventory	$68,800		
Work in process inventory	52,700		
Raw materials inventory	52,700	174,200	
Prepaid expenses		41,250	
Total current assets		$750,450	

LO3 BT: AN Difficulty: Moderate TOT: 60 min. AACSB: Analytic AICPA AC: Reporting IMA: Reporting & Control: Cost Accounting

Copyright © 2024 John Wiley & Sons, Inc. Weygandt, *Managerial Accounting* 10/e, Solutions Manual (For Instructor Use Only)

Managerial Accounting 10th edition Weygandt Solutions Manual

SOLUTIONS TO DATA ANALYTICS IN ACTION

The solutions for the Data Analytics in Action problems are available in Excel. See the file Solutions: Excel Templates in the Instructor Resources.

Managerial Accounting 10th edition Weygandt Solutions Manual

Ending Raw Materials Inventory

Beginning raw materials + Raw materials purchased
= Raw materials available for use
= $19,000 + $365,000 = $384,000

Raw materials available for use – Ending raw materials inventory
= Direct materials used
$384,000 – Ending raw materials inventory = $350,000
Ending raw materials inventory = $384,000 – $350,000 = $34,000
($19,000 + $365,000 - $350,000 = $34,000)
(Beg. raw mat. + Raw mat. purch. – DM used = End. raw mat.)

Ending Work in Process Inventory

Direct materials used + Direct labor + Manufacturing overhead
= Total manufacturing costs
= $350,000 + $250,000 + ($250,000 x 60%) = $750,000

Beginning work in process inventory + Total manufacturing costs
= Total cost of work in process
= $25,000 + $750,000 = $775,000

Cost of goods manufactured + Beginning finished goods inventory
= Cost of goods available for sale
Cost of goods manufactured + $38,000 = $770,000
Cost of goods manufactured = $770,000 – $38,000 = $732,000

Total cost of work in process – Ending work in process inventory
= Cost of goods manufactured
$775,000 – Ending work in process inventory = $732,000
Ending work in process inventory = $775,000 – $732,000 = $43,000
[($25,000 + ($350,000 + $250,000 + ($250,000 x 60%)) = $775,000); ($770,000 - $38,000 = $732,000); ($775,000 - $732,000 = $43,000)]
[(Beg. WIP + (DM + DL + (DL x MOH rate)) = Tot. cost in WIP); (Cost of gds. avail. for sale – Beg. fin. gds. = COGM); (Tot. cost in WIP – COGM = End. WIP)]

Ending Finished Goods Inventory

Sales – Cost of goods sold = Gross profit
$1,240,000 – Cost of goods sold = $1,240,000 x 40%
Cost of goods sold = $1,240,000 – $496,000 = $744,000
Cost of goods available for sale – Ending finished goods inventory
= Cost of goods sold
$770,000 – Ending finished goods inventory = $744,000
Ending finished goods inventory = $770,000 – $744,000 = $26,000

 Copyright © 2024 John Wiley & Sons, Inc. Weygandt, *Managerial Accounting* 10/e, Solutions Manual (For Instructor Use Only)

Managerial Accounting 10th edition Weygandt Solutions Manual

CT1.1 (Continued)

LO3 BT: AN Difficulty: Moderate TOT: 40 min. AACSB: Analytic AICPA AC: Reporting IMA: Reporting & Control: Financial Statement Preparation

Managerial Accounting 10th edition Weygandt Solutions Manual

CT1.2 MANAGERIAL ANALYSIS

Since the questions were fairly open-ended, the following are only suggested results. The class may be able to think of others, or of more items for each one.

(a)	***Jason Dennis***	**Needs information on sales, perhaps by salesperson and by territory.**
	Peggy Groneman	**Needs cost information for her department.**
	Dave Marley	**Needs all manufacturing accounting information.**
	Kevin Carson	**Needs product cost information.**
	Sally Renner	**Needs information on component costs and costs for her department.**
(b)	***Jason Dennis***	**Income statement.**
	Peggy Groneman	**None.**
	Dave Marley	**All.**
	Kevin Carson	**Income statement and cost of goods manufactured schedule.**
	Sally Renner	**None.**
(c)	***Jason Dennis***	**Sales by Territory—Detailed information, possibly by product line, issued daily or weekly.**
	Peggy Groneman	**Cost of Computer Programs—Accumulated cost incurred for each major program used including maintenance and updates of program, issued monthly.**
	Dave Marley	**Cost of Preparing Reports—Detailed analysis of all reports provided, their frequency, time, and estimated cost to prepare, issued monthly.**
	Kevin Carson	**Cost of Product—Detailed cost by product line, including a comparison with estimated costs for that product. Issued as each batch of production is completed.**
	Sally Renner	**Cost of Product Design—Accumulated total costs of each new product, issued at end of each project.**

LO3 BT: AN Difficulty: Moderate TOT: 40 min. AACSB: Analytic AICPA AC: Reporting IMA: Reporting & Control: Cost Accounting, Strategy, Planning & Performance: Performance Measurement

Copyright © 2024 John Wiley & Sons, Inc. Weygandt, *Managerial Accounting* 10/e, Solutions Manual (For Instructor Use Only)

Managerial Accounting 10th edition Weygandt Solutions Manual

CT1.3	REAL-WORLD FOCUS

(a) The IMA has more than 140,000 members. These members include business leaders, managers, and decision makers in accounting and finance.

(b) Student and Associate members receive most of the benefits of Regular membership at a significant savings.

- **Unique access to the professional designation, the Certified Management Accountant (CMA)**
- **Specialized learning opportunities**
- **Educational assistance, grants, educational competitions**
- **Around-the-Clock Networking**
- **Career management resources**

(c) The answer to this question will vary by school.

LO N/A BT: K Difficulty: Easy TOT: 20 min. AACSB: Technology AICPA PC: Communication IMA: None

Managerial Accounting 10th edition Weygandt Solutions Manual

CT1.4 COMMUNICATION ACTIVITY

Ms. Shelly Phillips
President
Phillips Company

Dear Shelly:

As you requested, I corrected the income statement for October from the information you gave me. The corrected statement is enclosed and it shows that you actually earned net income of $2,000 for October. I also noticed that you did not have a cost of goods manufactured schedule, so I prepared one for you.

The income statement your assistant accountant prepared was not correct for two primary reasons. First, product costs were not separated from selling and administrative expenses. Second, and more importantly, the reported net loss did not reflect changes in inventories. This had the effect of treating these costs as expenses rather than assets. A reconciliation of the reported net loss of $23,000 to net income of $2,000 is as follows:

Net loss as reported		**$(23,000)**
Increase (decrease) in inventories		
Raw materials ($29,000 – $18,000)	**$11,000**	
Work in process ($14,000 – $20,000)	**(6,000)**	
Finished goods ($50,000 – $30,000)	**20,000**	
Total increase		**25,000**
Net income as corrected		**$ 2,000**

The changes in raw materials and work in process inventories are reported in the cost of goods manufactured schedule. You will see, for example, that the cost of direct materials used was $253,000, not $264,000 as reported by your accountant in the income statement. The difference is the change in raw materials inventories. Similarly, you will see that the $6,000 decrease in work in process inventories increases total manufacturing costs of $575,800 to produce cost of goods manufactured of $581,800.

The change in finished goods inventories is reported in the income statement. Notice that the change of $20,000 is subtracted from cost of goods manufactured of $581,800 to produce cost of goods sold of $561,800.

Copyright © 2024 John Wiley & Sons, Inc. Weygandt, *Managerial Accounting* 10/e, Solutions Manual (For Instructor Use Only)

Managerial Accounting 10th edition Weygandt Solutions Manual

CT1.4 (Continued)

I have also modified the form of the income statement to recognize the distinction between product costs (cost of goods sold) and period costs (operating expenses) as required by generally accepted accounting principles.

Thanks for letting me help. If I can be of further assistance, don't hesitate to call. I hope you find a replacement for your controller soon.

Sincerely,

LO3 BT: AN Difficulty: Moderate TOT: 15 min. AACSB: Analytic AICPA AC: Reporting AICPA PC: Communication IMA: Reporting & Control: Financial Statement Preparation

Managerial Accounting 10th edition Weygandt Solutions Manual

CT1.5	ETHICS CASE

(a) The stakeholders in this situation are:

- **The users of Newton Industries' financial statements.**
- **Steve Morgan, controller.**
- **The vice-president of finance.**
- **The president of Newton Industries.**

(b) The ethical issues in this situation pertain to the adherence to sound and acceptable accounting principles. Intentional violation of generally accepted accounting principles in order to satisfy a practical short-term personal or company need and thus create misleading financial statements would be unethical. Selecting one acceptable method of accounting and reporting among other acceptable methods is not necessarily unethical.

(c) Ethically, the management of Newton Industries should be trying to report the financial condition and results of operations as fairly as possible; that is, in accordance with GAAP. Steve should inform management what is acceptable accounting and what is not. The basic concept to be supported in this advertising cost transaction is matching costs and revenues. Normally, advertising costs are expensed in the period in which they are incurred because it is very difficult to associate them with specific revenues.

LO2, 3 BT: E Difficulty: Moderate TOT: 20 min. AACSB: Ethics AICPA AC: Reporting AICPA PC: Ethical Conduct, Communication IMA: Professional Ethics & Values: Recognizing and Resolving Unethical Behavior, Reporting & Control: Financial Statement Preparation

Copyright © 2024 John Wiley & Sons, Inc. Weygandt, *Managerial Accounting* 10/e, Solutions Manual (For Instructor Use Only)

Managerial Accounting 10th edition Weygandt Solutions Manual

CT1.6 ALL ABOUT YOU

Student responses will vary. We have provided some basic examples that may represent common responses.

(a) Individuals must often make purchase decisions which involve choosing between an item that has a more expensive initial purchase price, but is expected to either last longer, or provides some form of cost savings. The question that the individual faces is whether the cost savings or additional benefit justifies the additional initial cost. For example, more expensive dishwashers and refrigerators also tend to be more energy efficient. The labels on these appliances provide information regarding the energy savings which can be used to make a break-even evaluation. (Chapter 18)

(b) In order to increase control over their financial situation and reduce the probability of financial hardship, all people should prepare personal budgets. Preparation of a personal budget requires the individual to plan for the future and to prioritize expenditures. (Chapter 22)

(c) Companies employ the balanced scorecard as a mechanism to ensure that their financial goals are consistent with their efforts. Use of the balanced scorecard requires clear articulation of goals, priorities, and strategies. By employing these same techniques in their everyday life, individuals can be better assured that they will expend effort on those things that really matter to them, rather than wasting efforts on less important distractions. (Chapter 24)

(d) Capital budgeting involves financial evaluation of long-term assets. Companies routinely make capital budgeting decisions, but so do individuals. The purchase of a home or car is a decision that has implications for your finances for many subsequent years. Buying a house or car is a very personal decision, influenced by many personal, nonfinancial, preferences. However, these decisions should also be subjected to a financial evaluation using capital budgeting techniques to ensure that the choice makes good economic sense. (Chapter 25)

LO N/A BT: C Difficulty: Moderate TOT: 25 min. AACSB: Communication AICPA AC: Measurement, Analysis and Interpretation IMA: Reporting & Control: Cost Accounting, Strategy, Planning & Performance: Budgeting & Forecasting, Strategy, Planning & Performance: Performance Measurement

Managerial Accounting 10th edition Weygandt Solutions Manual

CT1.7 CONSIDERING YOUR COSTS AND BENEFITS

Discussion guide: This is a difficult decision. While the direct costs of outsourced tax return preparation may in fact be lower, you must also consider other issues: Will the accuracy of the returns be as high? Will your relationships with your customers suffer due to the loss of direct contact? Will customers resent having their personal information shipped overseas? While you may not want to lay off six employees, you also don't want to put your firm at risk by not remaining competitive. Perhaps one solution would be to outsource the most basic tasks, and then provide training to the six employees so they can perform higher-skilled services such as tax planning. Many of the techniques that you learn in the remaining chapters of this text will help you evaluate the merits of your various options.

LO2 BT: E Difficulty: Moderate TOT: 25 min. AACSB: Analytic AICPA AC: Measurement, Analysis and Interpretation AICPA PC: Communication IMA: Reporting & Control: Cost Accounting

Copyright © 2024 John Wiley & Sons, Inc. Weygandt, *Managerial Accounting* 10/e, Solutions Manual (For Instructor Use Only)

Managerial Accounting 10th edition Weygandt Solutions Manual

Chapter 1 – Weygandt Managerial 9e
Challenge Exercises Solutions

Solution
CE 1-1

(a) Option A:
- (a) Direct materials used = $175,575 – 46,500 – 47,000 = $82,075
- (b) Work in process 1/1/20 = $197,075 – 175,575 = $21,500
- (c) Work in process 12/31/20 = $197,075 – 162,844 = $34,231

Option B:
- (d) Total manufacturing costs = $85,500 + 46,000 + 45,500 = $177,000
- (e) Total cost of work in process = $177,000 + 21,500 = $198,500
- (f) Cost of goods manufactured = $198,500 – 35,231 = $163,269

Option C:
- (g) Direct labor = $178,375 – 78,050 – 47,750 = $52,575
- (h) Work in process 1/1/20 = $199,875 – 178,375 = $21,500
- (i) Cost of goods manufactured = $199,875 – 35,751 = $164,124

(b) Option A results in the lowest cost of goods manufactured by using moderately priced materials and reasonable labor and manufacturing overhead charges. However, the materials' supplier does not guarantee that the materials will always be available in the quantities needed by Banta Company. This could result in slowdowns in production and missed deadlines nullifying any savings.

Option B has the highest quality materials but incurs some savings in labor and manufacturing overhead charges due to fewer quality related problems. While the cost of goods manufactured is slightly higher than Option A, the materials can be purchased locally and are readily available. This will help to ensure that there will not be production slowdowns or any missed deadlines.

Option C has the highest cost of goods manufactured. It does have significantly lower materials costs but the savings is more than negated by the significantly higher labor and slightly higher manufacturing overhead costs. Materials are available locally but the questionable quality could cause problems.

Based on the information, Option B is the best choice. While incurring a slightly higher cost of goods manufactured, the company ensures good quality products and timely production. These benefits more than overcome the slightly higher costs.

Managerial Accounting 10th edition Weygandt Solutions Manual

CE 1-2

Part a:

Williams Co.
Cost of Goods Manufacturing Schedule
For Month Ending September 30, 2020

Work in Process 9/1/20			$7,500
Direct Materials			
Raw Materials Inventory 9/1/20	$12,000		
Add: Raw Materials purchases	62,500		
Total Raw materials available for use	74,500		
Less: Raw materials inventory 9/30/20	11,300		
Direct Materials Used		$63,200	
Direct Labor		51,000	
Manufacturing Overhead			
Indirect Labor	6,500		
Factory Insurance	5,000		
Machine Depreciation	6,000		
Machine Repairs	2,800		
Factory Utilities	3,600		
Miscellaneous Factory Costs	1,750		
Total Overhead		25,650	
Total Manufacturing Overhead			139,850
Total Cost of Work in Process			147,350
Less: Work in Process 9/30/20			5,000
Cost of Goods Manufactured			$142,350

Part b:

Williams Co.
Balance Sheet Presentation (partial)
September 30, 2020

Inventories:		
Finished Goods	$ 12,000	
Work in Process	5,000	
Raw Materials	11,300	
Total Inventories		$28,300

Managerial Accounting 10th edition Weygandt Solutions Manual

CE 1-2 (cont.)
Part c:
(1)

Williams Co.
Cost of Goods Manufacturing Schedule
For Month Ending September 30, 2020

Work in Process 9/1/20			$7,500
Direct Materials			
Raw Materials Inventory 9/1/20	$12,000		
Add: Raw Materials purchases	62,500		
Total Raw materials available for use	74,500		
Less: Raw materials inventory 9/30/20	11,300		
Direct Materials Used		$63,200	
Direct Labor		30,600	
Manufacturing Overhead			
Indirect Labor	3,900		
Factory Insurance	8,000		
Machine Depreciation	12,000		
Machine Repairs	500		
Factory Utilities	2,500		
Miscellaneous Factory Costs	1,850		
Total Overhead		28,750	
Total Manufacturing Overhead			122,550
Total Cost of Work in Process			130,050
Less: Work in Process 9/30/20			5,000
Cost of Goods Manufactured			$125,050

Direct labor = 51,000 x 60% = 30,600
Indirect labor = 6,500 x 60% = 3,900

(2) The purchase of the new automated assembly line lowers cost of goods manufactured by $17,300 (142,350-125,050). The purchase appears to be worth the investment based on the cost of goods manufactured statement, however there are other factors that should be considered.
(3) These include (but are not limited to):

- overall cost savings to the company
- possible expansion of production due to the new equipment
- morale of employees due to the decrease in labor
- potential alternative jobs for displaced employees either inside of or outside of the company
- community considerations due to possible unemployment and environmental considerations

The factors above should be carefully reviewed prior to making this decision.

Managerial Accounting 10th edition Weygandt Solutions Manual

CHAPTER 1

SOLUTIONS TO EXERCISES—SET B

EXERCISE 1-1B

(a)	Factory utilities	$ 18,600
	Depreciation on factory equipment	14,445
	Indirect factory labor	48,900
	Indirect materials	80,800
	Factory manager's salary	13,000
	Property taxes on factory building	2,500
	Factory repairs	2,000
	Manufacturing overhead	$180,245
(b)	Direct materials	$137,600
	Direct labor	98,100
	Manufacturing overhead	180,245
	Product costs	$415,945
(c)	Depreciation on delivery trucks	$ 9,600
	Sales salaries	46,400
	Repairs to office equipment	2,300
	Advertising	18,000
	Office supplies used	5,370
	Period costs	$ 81,670

EXERCISE 1-2B

(a) Delivery service (product) costs:

Indirect materials	$ 8,775
Depreciation on delivery equipment	11,200
Dispatcher's salary	7,000
Gas and oil for delivery trucks	2,200
Drivers' salaries	16,035
Delivery equipment repairs	300
Total	$45,510

Managerial Accounting 10th edition Weygandt Solutions Manual

EXERCISE 1-2B (Continued)

(b) Period costs:

Property taxes on office building	$ 3,625
CEO's salary	22,000
Advertising	1,600
Office supplies	650
Office utilities	990
Repairs on office equipment	745
Total	$29,610

EXERCISE 1-3B

(a) Work-in-process, 1/1			$ 17,500
Direct materials used		$135,000	
Direct labor		110,000	
Manufacturing overhead			
Depreciation on plant	$60,000		
Factory supplies used	25,000		
Property taxes on plant	19,000		
Total manufacturing overhead		104,000	
Total manufacturing costs			349,000
Total cost of work-in-process			366,500
Less: Ending work-in-process			14,000
Cost of goods manufactured			$352,500
(b) Finished goods, 1/1			$ 60,500
Cost of goods manufactured			352,500
Cost of goods available for sale			413,000
Finished goods, 12/31			42,000
Cost of goods sold			$371,000

EXERCISE 1-4B

Total raw materials available for use:

Direct materials used	$190,000
Add: Raw materials inventory (12/31)	17,500
Total raw materials available for use	$207,500

Raw materials inventory (1/1):

Direct materials used	$190,000
Add: Raw materials inventory (12/31)	17,500
Less: Raw materials purchases	165,000
Raw materials inventory (1/1)	$ 42,500

 Copyright © 2021 John Wiley & Sons, Inc.

Managerial Accounting 10th edition Weygandt Solutions Manual

EXERCISE 1-4B (Continued)

Total cost of work in process:

Cost of goods manufactured	$550,000
Add: Work in process (12/31)	67,000
Total cost of work in process	$617,000

Total manufacturing costs:

Total cost of work in process	$617,000
Less: Work in process (1/1)	207,500
Total manufacturing costs	$409,500

Direct labor:

Total manufacturing costs	$409,500
Less: Total overhead	119,000
Direct materials used	190,000
Direct labor	$100,500

EXERCISE 1-5B

A + $63,200 + $46,500 = $175,650
A = $65,950

$175,650 + B = $221,500
B = $45,850

$221,500 – C = $180,725
C = $40,775

$72,330 + $86,500 + $81,600 = D
D = $240,430

$240,430 + $15,600 = E
E = $256,030

$256,030 – $11,000 = F
F = $245,030

$137,060 + G + $102,000 = $273,700
G = $34,640

$273,700 + H = $335,000
H = $61,300

$335,000 – $90,000 = I
I = $245,000

Managerial Accounting 10th edition Weygandt Solutions Manual

EXERCISE 1-5B (Continued)

Alternate explanation to EXERCISE 1-5B solution:

Case A

(a)	Total manufacturing costs	$175,650
	Less: Manufacturing overhead	46,500
	Direct labor	63,200
	Direct materials used	$ 65,950
(b)	Total cost of work in process	$221,500
	Less: Total manufacturing costs	175,650
	Work in process (1/1/20)	$ 45,850
(c)	Total cost of work in process	$221,500
	Less: Cost of goods manufactured	180,725
	Work in process (12/31/20)	$ 40,775

Case B

(d)	Direct materials used	$ 72,330
	Direct labor	86,500
	Manufacturing overhead	81,600
	Total manufacturing costs	$240,430
(e)	Total manufacturing costs	$240,430
	Work in process (1/1/20)	15,600
	Total cost of work in process	$256,030
(f)	Total cost of work in process	$256,030
	Less: Work in process (12/31/20)	11,000
	Cost of goods manufactured	$245,030

Case C

(g)	Total manufacturing costs	$273,700
	Less: Manufacturing overhead	102,000
	Direct materials used	137,060
	Direct labor	$ 34,640

 Copyright © 2021 John Wiley & Sons, Inc.

Managerial Accounting 10th edition Weygandt Solutions Manual

EXERCISE 1-5B (Continued)

(h)	Total cost of work in process	$335,000
	Less: Total manufacturing costs	273,700
	Work in process (1/1/20)	$ 61,300
(i)	Total cost of work in process	$335,000
	Less: Work in process (12/31/20)	90,000
	Cost of goods manufactured	$245,000

EXERCISE 1-6B

(a) (a) $127,000 + $140,000 + $83,000 = $350,000

(b) $350,000 + $33,000 – $360,000 = $23,000

(c) $430,000 – ($211,000 + $123,000) = $96,000

(d) $40,000 + $470,000 – $430,000 = $80,000

(e) $286,000 – ($80,000 + $100,000) = $106,000

(f) $286,000 + $60,000 – $80,000 = $266,000

(g) $405,000 – ($67,000 + $75,000) = $263,000

(h) $405,000 + $45,000 – $305,000 = $145,000

(b)

HEINTZ COMPANY
Cost of Goods Manufactured Schedule
For the Year Ended December 31, 2020

Work in process, January 1		$ 33,000
Direct materials	$127,000	
Direct labor	140,000	
Manufacturing overhead	83,000	
Total manufacturing costs		350,000
Total cost of work in process		383,000
Less: Work in process inventory, December 31		23,000
Cost of goods manufactured		$360,000

Managerial Accounting 10th edition Weygandt Solutions Manual

EXERCISE 1-7B

(a)

TART CORPORATION
Cost of Goods Manufactured Schedule
For the Month Ended June 30, 2020

Work in process, June 1			$ 4,800
Direct materials used		$25,000	
Direct labor		30,000	
Manufacturing overhead			
Indirect labor	$4,000		
Factory manager's salary	4,500		
Indirect materials	2,000		
Maintenance, factory equipment	2,400		
Depreciation, factory equipment	1,400		
Factory utilities	1,000		
Total manufacturing overhead		15,300	
Total manufacturing costs			70,300
Total cost of work in process			75,100
Less: Work in process, June 30			2,200
Cost of goods manufactured			$72,900

(b)

TART CORPORATION
Income Statement (Partial)
For the Month Ended June 30, 2020

Net sales		$85,100
Cost of goods sold		
Finished goods inventory, June 1	$ 5,000	
Cost of goods manufactured [from (a)]	72,900	
Cost of goods available for sale	77,900	
Finished goods inventory, June 30	9,500	
Cost of goods sold		68,400
Gross profit		$16,700

 Copyright © 2021 John Wiley & Sons, Inc.

Managerial Accounting 10th edition Weygandt Solutions Manual

EXERCISE 1-8B

(a)

PARE, ASH, AND TOCY
Schedule of Cost of Contract Services Provided
For the Month Ended August 31, 2020

Supplies used (direct materials)		$ 3,700
Salaries of professionals (direct labor)		15,600
Service overhead:		
Utilities for contract operations	$1,900	
Contract equipment depreciation	900	
Insurance on contract operations	800	
Janitorial services for professional offices	300	
Total overhead		3,900
Cost of contract services provided		$23,200

(b) The costs not included in the cost of contract services provided would all be classified as period costs. As such, they would be reported on the income statement under administrative expenses.

EXERCISE 1-9B

(a) Work-in-process, 1/1			$ 20,300
Direct materials			
Materials inventory, 1/1	$ 22,000		
Materials purchased	170,000		
Materials available for use	192,000		
Less: Materials inventory, 12/31	30,000		
Direct materials used		$162,000	
Direct labor		200,000	
Manufacturing overhead		183,000	
Total manufacturing costs			545,000
Total cost of work-in-process			565,300
Less: Work-in-process, 12/31			17,200
Cost of goods manufactured			$548,100
(b) Sales revenue			$875,000
Cost of goods sold			
Finished goods, 1/1		$ 27,000	
Cost of goods manufactured		548,100	
Cost of goods available for sale		575,100	
Finished goods, 12/31		29,000	
Cost of goods sold			546,100
Gross profit			$328,900

Managerial Accounting 10th edition Weygandt Solutions Manual

EXERCISE 1-9B (Continued)

(c) Current assets

Inventories		
Finished goods	$29,000	
Work in process	17,200	
Raw materials	30,000	$76,200

(d) In a merchandising company's income statement, the only difference would be in the computation of cost of goods sold. Beginning and ending finished goods would be replaced by beginning and ending merchandise inventory, and cost of goods manufactured would be replaced by purchases. In a merchandising company's balance sheet, there would be one inventory account (merchandise inventory) instead of three.

EXERCISE 1-10B

(a)

MARKUS MANUFACTURING
Cost of Goods Manufactured Schedule
For the Month Ended June 30, 2020

Work in process inventory, June 1			$ 6,500
Direct materials			
Raw materials inventory, June 1		$10,000	
Raw materials purchases		64,000	
Total raw materials available for use		74,000	
Less: Raw materials inventory, June 30		11,500	
Direct materials used		62,500	
Direct labor		57,000	
Manufacturing overhead			
Indirect labor	$7,500		
Factory insurance	4,000		
Machinery depreciation	5,000		
Factory utilities	3,100		
Machinery repairs	1,800		
Miscellaneous factory costs	1,500		
Total manufacturing overhead		22,900	
Total manufacturing costs			142,400
Total cost of work in process			148,900
Less: Work in process inventory, June 30			13,000
Cost of goods manufactured			$135,900

 Copyright © 2021 John Wiley & Sons, Inc.

Managerial Accounting 10th edition Weygandt Solutions Manual

EXERCISE 1-10B (Continued)

(b)

MARKUS MANUFACTURING
(Partial) Balance Sheet
June 30, 2020

Current assets		
Inventories		
Finished goods	$ 6,000	
Work in process	13,000	
Raw materials	11,500	$30,500

EXERCISE 1-11B

(a)

Raw Materials account:	**(5,200 – 4,650) X $8 = $4,400**
Work in Process account:	**(4,550 X 10%) X $8 = $3,640**
Finished Goods account:	**(4,550 X 90% X 25%) X $8 = $8,190**
Cost of Goods Sold account:	**(4,550 X 90% X 75%) X $8 = $24,570**
Selling Expenses account:	**100 X $8 = $800**

Proof of cost of head lamps allocated (5,200 X $8 = $41,600)

Raw materials	$ 4,400
Work in process	3,640
Finished goods	8,190
Cost of goods sold	24,570
Selling expenses	800
Total	$41,600

(b) **To:** **Chief Accountant**

From: **Student**

Subject: **Statement Presentation of Accounts**

Two accounts will appear in the income statement. Cost of Goods Sold will be deducted from net sales in determining gross profit. Selling expenses will be shown under operating expenses and will be deducted from gross profit in determining net income. Sometimes, the calculation for Cost of Good Sold is shown on the income statement. In these cases, the beginning and ending balances in Finished Goods inventory would also be shown on the income statement as part of the cost of goods sold calculation.

The other accounts associated with the head lamps are inventory accounts which contain end-of-period balances. Thus, they will be reported under inventories in the current assets section of the balance sheet in the following order: finished goods, work in process, and raw materials.

Managerial Accounting 10th edition Weygandt Solutions Manual

PROBLEM 1-1B

(a)

Cost Item	Product Costs: Direct Materials	Product Costs: Direct Labor	Product Costs: Manufacturing Overhead	Period Costs
Maintenance costs on factory building			$ 1,500	
Factory manager's salary			5,500	
Advertising for helmets				$8,000
Sales commissions				4,000
Depreciation on factory building			700	
Rent on factory equipment			6,000	
Insurance on factory building			3,000	
Raw materials	$25,000			
Utility costs for factory			800	
Supplies for general office				200
Wages for assembly line workers		$54,000		
Depreciation on office equipment				500
Miscellaneous materials			2,000	
	$25,000	$54,000	$19,500	$12,700

(b) Total production costs

Direct materials	$25,000
Direct labor	54,000
Manufacturing overhead	19,500
Total production cost	$98,500

Production cost per motorcycle helmet = $98,500 ÷ 1,000 = $98.50

Copyright © 2021 John Wiley & Sons, Inc.

Managerial Accounting 10th edition Weygandt Solutions Manual

Copyright © 2021 John Wiley & Sons, Inc.

PROBLEM 1-2B

(a)

Cost Item	Product Costs: Direct Materials	Product Costs: Direct Labor	Product Costs: Manufacturing Overhead	Period Costs
Raw materials (1)	$57,500			
Wages for workers (2)		$75,000		
Rent on equipment			$ 1,300	
Indirect materials (3)			7,500	
Factory supervisor's salary			3,500	
Janitorial costs			1,400	
Advertising				$8,000
Depreciation on factory building (4)			700	
Property taxes on factory building (5)			800	
	$57,500	$75,000	$15,200	$8,000

(1) $23 × 2,500 = 57,500.
(2) $15 × 2 × 2,500 = $75,000.
(3) $3 × 2,500 = $7,500.
(4) $8,400 ÷12 = $700.
(5) $9,600 ÷12 = $800.

(b) Total production costs

Direct materials	$ 57,500
Direct labor	75,000
Manufacturing overhead	15,200
Total production cost	$147,700

Production cost per racket = $147,700 ÷ 2,500 = $59.08

Managerial Accounting 10th edition Weygandt Solutions Manual

PROBLEM 1-3B

(a) <u>Case A</u>

A = $6,300 + $3,000 + $6,000 = $15,300

$15,300 + $1,000 – B = $15,800
B = $15,300 + $1,000 – $15,800 = $500

$15,800 + C = $18,300
C = $18,300 – $15,800 = $2,500

D = $18,300 – $1,200 = $17,100

E = ($22,500 – $1,500) – $17,100 = $3,900

F = $3,900 – $2,700 = $1,200

<u>Case B</u>

G + $4,000 + $5,000 = $16,000
G = $16,000 – $4,000 – $5,000 = $7,000

$16,000 + H – $2,000 = $20,000
H = $20,000 + $2,000 – $16,000 = $6,000

(I – $1,200) – K = $6,000
(I – $1,200) – $22,500 = $6,000
I = $1,200 + $22,500 + $6,000 = $29,700

(<u>Note</u>: Item I can only be solved after item K is solved.)

J = $20,000 + $5,000 = $25,000

K = $25,000 – $2,500 = $22,500

$6,000 – L = $2,200
L = $3,800

Copyright © 2021 John Wiley & Sons, Inc. Weygandt, *Managerial Accounting,* 9/e, Exercise & Problems Set B Solutions
(For Instructor Use Only)

Managerial Accounting 10th edition Weygandt Solutions Manual

PROBLEM 1-3B (Continued)

(b)

CASE A
Cost of Goods Manufactured Schedule

Work in process, beginning		$ 1,000
Direct materials	$ 6,300	
Direct labor	3,000	
Manufacturing overhead	6,000	
Total manufacturing costs		15,300
Total cost of work in process		16,300
Less: Work in process, ending		500
Cost of goods manufactured		$15,800

(c)

CASE A
Income Statement

Sales revenue	$22,500	
Less: Sales discounts	1,500	
Net sales		$21,000
Cost of goods sold		
Finished goods inventory, beginning	2,500	
Cost of goods manufactured	15,800	
Cost of goods available for sale	18,300	
Less: Finished goods inventory, ending	1,200	
Cost of goods sold		17,100
Gross profit		3,900
Operating expenses		2,700
Operating? income		$ 1,200

CASE A
(Partial) Balance Sheet

Current assets		
Cash		$ 3,000
Receivables (net)		10,000
Inventories		
Finished goods	$ 1,200	
Work in process	500	
Raw materials	700	2,400
Prepaid expenses		200
Total current assets		$15,600

Copyright © 2021 John Wiley & Sons, Inc. Weygandt, *Managerial Accounting,* 9/e, Exercises & Problem Set B Solutions
(For Instructor Use Only)

Managerial Accounting 10th edition Weygandt Solutions Manual

PROBLEM 1-4B

(a)

MOXIE COMPANY
Cost of Goods Manufactured Schedule
For the Year Ended December 31, 2020

Work in process inventory, January 1			$ 9,500
Direct materials			
Raw materials inventory, January 1	$ 47,000		
Raw materials purchases	62,500		
Total raw materials available for use	109,500		
Less: Raw materials inventory, December 31	44,200		
Direct materials used		$ 65,300	
Direct labor		145,100	
Manufacturing overhead			
Plant manager's salary	60,000		
Indirect labor	18,100		
Factory utilities	12,900		
Factory machinery depreciation	7,700		
Factory insurance	7,400		
Factory property taxes	6,100		
Factory repairs	800		
Total manufacturing overhead		113,000	
Total manufacturing costs			323,400
Total cost of work in process			332,900
Less: Work in process, December 31			8,000
Cost of goods manufactured			$324,900

Copyright © 2021 John Wiley & Sons, Inc. Weygandt, *Managerial Accounting,* 9/e, Exercise & Problems Set B Solutions
(For Instructor Use Only)

Managerial Accounting 10th edition Weygandt Solutions Manual

PROBLEM 1-4B (Continued)

(b)

MOXIE COMPANY
(Partial) Income Statement
For the Year Ended December 31, 2020

Sales revenues		
Sales revenue	$465,000	
Less: Sales discounts	2,500	
Net sales		$462,500
Cost of goods sold		
Finished goods inventory, January 1	85,000	
Cost of goods manufactured (see schedule)	324,900	
Cost of goods available for sale	409,900	
Less: Finished goods inventory, December 31	57,800	
Cost of goods sold		352,100
Gross profit		$110,400

(c)

MOXIE COMPANY
(Partial) Balance Sheet
December 31, 2020

Assets		
Current assets		
Cash		$ 18,000
Receivables, net		27,000
Inventories		
Finished goods	$ 57,800	
Work in process	8,000	
Raw materials	44,200	110,000
Total current assets		$155,000

Copyright © 2021 John Wiley & Sons, Inc. Weygandt, *Managerial Accounting,* 9/e, Exercises & Problem Set B Solutions
(For Instructor Use Only)

Managerial Accounting 10th edition Weygandt Solutions Manual

PROBLEM 1-5B

(a)

ORTIZ COMPANY
Cost of Goods Manufactured Schedule
For the Month Ended August 31, 2020

Work in process, August 1			$ 25,000
Direct materials			
Raw materials inventory, August 1	$ 19,500		
Raw materials purchases	220,000		
Total raw materials available for use	239,500		
Less: Raw materials inventory, August 31	35,000		
Direct materials used		$204,500	
Direct labor		160,000	
Manufacturing overhead			
Rent on factoryfacilities	$ 60,000		
Depreciation on factory equipment	35,000		
Indirect labor	20,000		
Factory utilities*	6,000		
Factory insurance**	3,500		
Total manufacturing overhead		124,500	
Total manufacturing costs			489,000
Total cost of work in process			514,000
Less: Work in process, August 31			21,000
Cost of goods manufactured			$493,000

*$10,000 × 60%
**$ 5,000 × 70%

Copyright © 2021 John Wiley & Sons, Inc. Weygandt, *Managerial Accounting,* 9/e, Exercise & Problems Set B Solutions
(For Instructor Use Only)

Managerial Accounting 10th edition Weygandt Solutions Manual

PROBLEM 1-5B (Continued)

(b)

ORTIZ COMPANY
Income Statement
For the Month Ended August 31, 2020

Sales revenue		$675,000
Cost of goods sold		
Finished goods inventory, August 1	$ 40,000	
Cost of goods manufactured	493,000	
Cost of goods available for sale	533,000	
Less: Finished goods inventory, August 31	52,000	
Cost of goods sold		481,000
Gross profit		194,000
Operating expenses		
Advertising expense	75,000	
Selling and administrative salaries	70,000	
Depreciation expense—sales equipment	50,000	
Utilities expense*	4,000	
Insurance expense**	1,500	
Total operating expenses		200,500
Net loss		$ (6,500)

*$10,000 × 40%
**$ 5,000 × 30%

Managerial Accounting 10th edition Weygandt Solutions Manual

Copyright © 2021 John Wiley & Sons, Inc. Weygandt, *Managerial Accounting*, 9e, Problem Set C (For Instructor Use Only)

CHAPTER 1

SOLUTIONS TO PROBLEMS—SET C

PROBLEM 1-1C

(a)

Cost Item	Product Costs: Direct Materials	Product Costs: Direct Labor	Product Costs: Manufacturing Overhead	Period Costs
Maintenance costs on factory building			$ 1,550	
Factory manager's salary			4,000	
Advertising for helmets				$8,000
Sales commissions				5,000
Depreciation on factory building			700	
Rent on factory equipment			6,000	
Insurance on factory building			3,000	
Raw materials	$20,000			
Utility costs for factory			800	
Supplies for general office				200
Wages for assembly line workers		$55,000		
Depreciation on office equipment				500
Miscellaneous materials			2,000	
	$20,000	$55,000	$18,050	$13,700

(b) Total production costs

Direct materials	$20,000
Direct labor	55,000
Manufacturing overhead	18,050
Total production cost	$93,050

Production cost per motorcycle helmet = $93,050÷500 = $186.10

Managerial Accounting 10th edition Weygandt Solutions Manual

Copyright © 2021 John Wiley & Sons, Inc. Weygandt, *Managerial Accounting*, 9e, Problem Set C (For Instructor Use Only)

PROBLEM 1-2C

(a)

Cost Item	Product Costs: Direct Materials	Product Costs: Direct Labor	Product Costs: Manufacturing Overhead	Period Costs
Raw materials (1)	$65,000			
Wages for workers (2)		$70,000		
Rent on equipment			$ 1,500	
Indirect materials (3)			10,875	
Factory supervisor's salary			3,500	
Janitorial costs			1,400	
Advertising				$6,000
Depreciation on factory building (4)			800	
Property taxes on factory building (5)			600	
	$65,000	$70,000	$18,675	$6,000

(1) $26 × 2,500 = 65,000.
(2) $14 × 2 × 2,500 = $70,000.
(3) $4.35 × 2,500 = $10,875.
(4) $9,600 ÷ 12 = $800.
(5) $7,200 ÷ 12 = $600.

(b) Total production costs

Direct materials	$ 65,000
Direct labor	70,000
Manufacturing overhead	18,675
Total production cost	$153,675

Production cost per racket = $153,675 ÷ 2,500 = $61.47

PROBLEM 1-3C

(a) <u>Case A</u>

A = $6,025 + $3,000 + $6,000 = $15,025

$15,025 + $1,000 – B = $14,600
B = $15,025 + $1,000 – $14,600 = $1,425

$14,600 + C = $18,300
C = $18,300 – $14,600 = $3,700

D = $18,300 – $1,770 = $16,530

E = ($22,500 – $1,770) – $16,530 = $4,200

F = $4,200 – $2,700 = $1,500

<u>Case B</u>

G + $3,800 + $5,000 = $16,000
G = $16,000 – $3,800 – $5,000 = $7,200

$16,000 + H – $2,000 = $20,000
H = $20,000 + $2,000 – $16,000 = $6,000

(I – $1,300) – K = $6,000
(I – $1,300) – $21,500 = $6,000
I = $1,300 + $21,500 + $6,000 = $28,800

(<u>Note</u>: Item I can only be solved after item K is solved.)

J = $20,000 + $4,000 = $24,000

K = $24,000 – $2,500 = $21,500

$6,000 – L = $1,895
L = $4,105

Managerial Accounting 10th edition Weygandt Solutions Manual

PROBLEM 1-3C (Continued)

(b)

CASE A
Cost of Goods Manufactured Schedule

Work in process, beginning		$ 1,000
Direct materials	$6,025	
Direct labor	3,000	
Manufacturing overhead	6,000	
Total manufacturing costs		15,025
Total cost of work in process		16,025
Less: Work in process, ending		1,425
Cost of goods manufactured		$14,600

(c)

CASE A
Income Statement

Sales revenue	$22,500	
Less: Sales discounts	1,770	
Net sales		$20,730
Cost of goods sold		
Finished goods inventory, beginning	$ 3,700	
Cost of goods manufactured	14,600	
Cost of goods available for sale	18,300	
Finished goods inventory, ending	1,770	
Cost of goods sold		16,530
Gross profit		4,200
Operating expenses		2,700
Net income		$ 1,500

CASE A
(Partial) Balance Sheet

Current assets		
Cash		$ 4,200
Receivables (net)		11,000
Inventories		
Finished goods	$1,770	
Work in process	1,425	
Raw materials	700	3,895
Prepaid expenses		200
Total current assets		$19,295

Copyright © 2021 John Wiley & Sons, Inc.

Managerial Accounting 10th edition Weygandt Solutions Manual

PROBLEM 1-4C

(a)

FALCON MANUFACTURING COMPANY
Cost of Goods Manufactured Schedule
For the Year Ended December 31, 2020

Work in process inventory, January 1			$ 9,650
Direct materials			
Raw materials inventory, January 1	$ 48,500		
Raw materials purchases	62,500		
Total raw materials available for use	111,000		
Less: Raw materials inventory, December 31	44,800		
Direct materials used		$ 66,200	
Direct labor		156,300	
Manufacturing overhead			
Plant manager's salary	42,000		
Indirect labor	18,100		
Factory utilities	12,900		
Factory machinery depreciation	7,700		
Factory insurance	7,400		
Factory property taxes	6,900		
Factory repairs	1,100		
Total manufacturing overhead		96,100	
Total manufacturing costs			318,600
Total cost of work in process			328,250
Less: Work in process, December 31			7,500
Cost of goods manufactured			$320,750

Managerial Accounting 10th edition Weygandt Solutions Manual

PROBLEM 1-4C (Continued)

(b)

FALCON MANUFACTURING COMPANY
(Partial) Income Statement
For the Year Ended December 31, 2020

Sales revenues		
Sales revenue	$477,000	
Less: Sales discounts	2,500	
Net sales		$474,500
Cost of goods sold		
Finished goods inventory, January 1	92,000	
Cost of goods manufactured (see schedule)	320,750	
Cost of goods available for sale	412,750	
Finished goods inventory, December 31	77,800	
Cost of goods sold		334,950
Gross profit		$139,550

(c)

FALCON MANUFACTURING COMPANY
(Partial) Balance Sheet
December 31, 2020

Assets		
Current assets		
Cash		$ 33,500
Accounts receivable		27,000
Inventories		
Finished goods	$77,800	
Work in process	7,500	
Raw materials	44,800	130,100
Total current assets		$190,600

Copyright © 2021 John Wiley & Sons, Inc.

Managerial Accounting 10th edition Weygandt Solutions Manual

PROBLEM 1-5C

(a)

FATHOM COMPANY
Cost of Goods Manufactured Schedule
For the Month Ended August 31, 2020

Work in process, August 1			$ 18,975
Direct materials			
Raw materials inventory, August 1	$ 19,500		
Raw materials purchases.....	209,400		
Total raw materials available for use.....	228,900		
Less: Raw materials inventory, August 31	30,000		
Direct materials used		$198,900	
Direct labor		160,000	
Manufacturing overhead			
Factory facility rent.....	$ 60,000		
Depreciation on factory equipment	35,000		
Indirect labor.....	15,000		
Factory utilities*.....	5,000		
Factory insurance**	3,500		
Total manufacturing overhead		118,500	
Total manufacturing costs.....			477,400
Total cost of work in process.....			496,375
Less: Work in process, August 31			21,000
Cost of goods manufactured.....			$475,375

*$10,000 × 50%
**$5,000 × 70%

Managerial Accounting 10th edition Weygandt Solutions Manual

PROBLEM 1-5C (Continued)

(b)

FATHOM COMPANY
Income Statement
For the Month Ended August 31, 2020

Sales (revenue)		$675,000
Cost of goods sold		
Finished goods inventory, August 1	$ 40,000	
Cost of goods manufactured	475,375	
Cost of goods available for sale	515,375	
Less: Finished goods inventory, August 31	47,800	
Cost of goods sold		467,575
Gross profit		207,425
Operating expenses		
Advertising expense	75,000	
Selling and administrative salaries	70,000	
Depreciation expense—sales equipment	50,000	
Utilities expense*	5,000	
Insurance expense**	1,500	
Total operating expenses		201,500
Net loss		$ 5,925

*$10,000 × 50%
**$5,000 × 30%

Copyright © 2021 John Wiley & Sons, Inc.

Managerial Accounting 10th edition Weygandt Solutions Manual

Data Analysis Technology Bootcamp: Instructor Guide

Table of Contents

I. How to Use This Guide
II. How to Get the Technologies for Your Course
III. General Bootcamp Format
IV. Where to Find and How to Assign
    a. Preset from Wiley Library
    b. Editing
    c. A la Carte (customizability of Interactive tutorial)
V. Excel
    a. TOC & Estimated time to completion
VI. Power BI
    a. TOC & Estimated time to completion
VII. Tableau
    a. TOC & Estimated time to completion
VIII. Alteryx
    a. TOC & Estimated time to completion
IX. Grading
X. Use Cases
    a. Set it and forget it
    b. Module by Module
    c. As needed

Copyright © John Wiley & Sons, Inc

Managerial Accounting 10th edition Weygandt Solutions Manual

I. How to Use this Guide

This document has been created to provide information and guidance pertaining to the Data Analysis Technology Bootcamps. We provide instructions on how to view and assign the bootcamps in a few different ways, ideas to consider for how to use the bootcamps, as well as a detailed list of the topics covered for each technology tool and the estimated time it would take a student to complete each module. Additionally, we know that technology is ever evolving and that there are limitations when it comes to usage on specific device types. Therefore, we have provided a section dedicated to information on how you and your students go about gaining access to these tools. Please note that as a publisher, Wiley cannot provide any technology licenses.

For additional questions about WileyPLUS, please reach out to your local Digital Learning Executive and Customer Success Manager.

 Copyright © John Wiley & Sons, Inc

Managerial Accounting 10th edition Weygandt Solutions Manual

II. How to Access these Technologies

We recommend that you consider asking your college's IT staff for guidance and to know what functionalities are included in their virtual servers as well as when virtual server updates will happen.

A. Excel

Most students have all the functionalities needed through Office 365. To use the Power Query Excel tool, MAC users will need to use the Boot Camp Assistant to install the Microsoft Windows operating system. While operating in the Microsoft Windows operating system, they will have all the Power Query functionality. If they do not have Boot Camp, they will need access to a virtual server or a PC computer in the university computer labs.

Check your virtual server to make sure that it has Excel Pro 2019 or the current Office 365 version. These versions provide the needed Power Query functionality for viewing column statistics.

B. Power BI Desktop

It can be downloaded for free by both instructors and students, no license is required. Power BI Desktop runs in a Microsoft Windows operating system. MAC users will need to use the Boot Camp Assistant to install the Microsoft Windows operating system and then Power BI Desktop. An alternative is to have access to a virtual server or a PC computer in the university computer labs.

C. Tableau

Instructors can apply for a semester license and then pass the codes to their students, or students individually can apply for a license on their own for a year license. Instructors need to clarify which approach will be used in their syllabus. Getting the approval may take a few days, so start early, and work with your IT staff if it will be on a virtual server.

- Tableau: https://www.tableau.com/academic/teaching

D. Tableau Public

It is a possible solution but has the following significant restrictions: students' work is publicly shared, and they will not be able to download their solutions (they could take a screenshot which they could submit as evidence of their work). Tableau Online (now called Tableau Cloud) does not have the same functionality as a downloaded Tableau student license or a university server license.

E. Alteryx

Can be downloaded for free by both instructors and students. Like Power BI, Alteryx runs on a Windows Operating system. MAC users will need to have an alternative solution if they do

 Copyright © John Wiley & Sons, Inc

Managerial Accounting 10th edition Weygandt Solutions Manual

not have Bootcamp to be able to run Alteryx, such as a college server, or a PC computer in a computer lab. Alteryx works great on a virtual server, and they are willing to work with your IT department to help with the installation. Alteryx is planning to trial a cloud version of their academic access to Alteryx within the next year.

- Alteryx: https://www.alteryx.com/sparked/educators

F. Mac Users

The Power Query functionalities in Excel and using Power BI Desktop may be a challenge if you do not have a dual operating system (both Mac OS and Microsoft Windows). If your college has this software loaded on a virtual server or on PCs in the university labs, you will be able to access both the Power Query tools in Excel and Power BI Desktop. Another option for Mac users is to join Microsoft's Insider or Beta channel for access to the same Power Query functionality as Windows users.

 Copyright © John Wiley & Sons, Inc

Managerial Accounting 10th edition Weygandt Solutions Manual

III. General Bootcamp Format

Each of the data analysis technology bootcamps follow the same general structure:

- Overview Video
- 10+ Topics
  - 1 How-To Video per Topic
  - 5-10 Multiple Choice questions per topic
  - 1 Application Exercise per topic
  - 1-2 Follow up Questions to the Application Exercise
  - 1 Solution Walkthrough video per topic:
    - The solution walkthrough videos will only automatically appear to students as question feedback to the 1-2 follow up questions of the Application Exercise. If these questions are removed, the solution walkthrough videos will not be available to students without manual grading.

 Copyright © John Wiley & Sons, Inc

Managerial Accounting 10th edition Weygandt Solutions Manual

IV. Where to Find and How to Assign

Wiley's Data Analysis Technology Bootcamps live within WileyPLUS. They can be found in the following US courses:

- Dzuranin, Data and Analytics in Accounting 1e
- Savage, Accounting Information Systems 1e
- Farmer, Cost Accounting 1e
- Carnes, Taxation for Individuals 2023
- Johnson, Auditing 2e
- Kieso, Intermediate Accounting 18e
- Weygandt, Managerial 9e
- Weygandt, Financial 12e
- Weygandt, Financial and Managerial Accounting 4e
- Weygandt, Accounting Principles 14e
- Kimmel, Financial Accounting 10e
- Kimmel, Accounting 8e
- Kimmel, Survey of Accounting 3e
- Kimmel, Financial Accounting for Managers 1e
- Rainer, Introduction to Information Systems 9e

They can be found in the following Canadian courses:

- Moroney, Auditing 4CE
- Kieso, Intermediate Accounting 13CE
- Burnley, Financial Accounting 3CE
- Weygandt, Managerial Accounting 6CE
- Kimmel, Financial Accounting 9CE
- Weygandt, Principles 9CE
- Rainer, Introduction to Information Systems 5CE
- Weygandt Managerial 6CE with Burnley, Understanding Financial Accounting 3CE

There are three ways you can access and assign the data analysis technology bootcamps. The following sections outline each of the three ways in detail.

A. Preset from Wiley Library

Within the Wiley Library of assignments, you can easily assign the full bootcamp. To access the Wiley Library, follow the steps below.

 Copyright © John Wiley & Sons, Inc

Managerial Accounting 10th edition Weygandt Solutions Manual

Step 1: Click on the "+ Assignments" button.

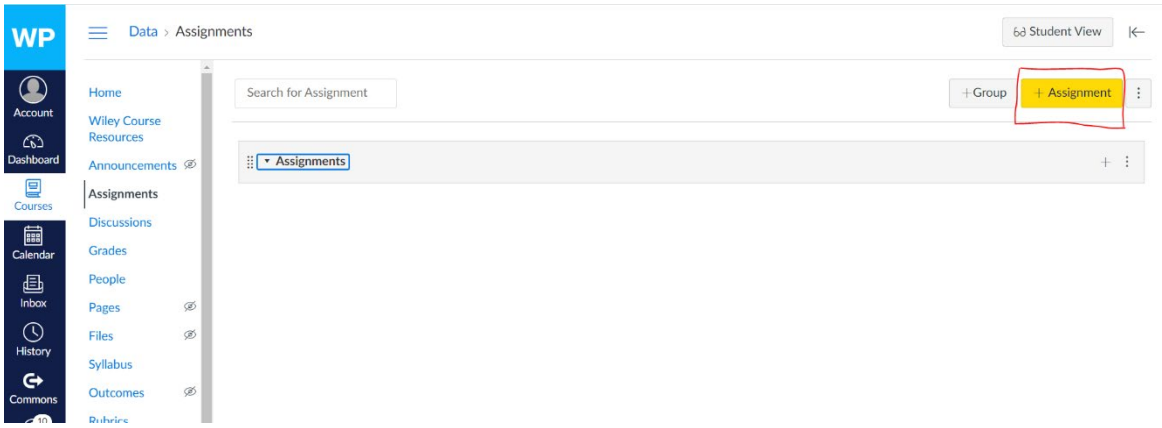

Step 2: Click on "Add a Question Set. "

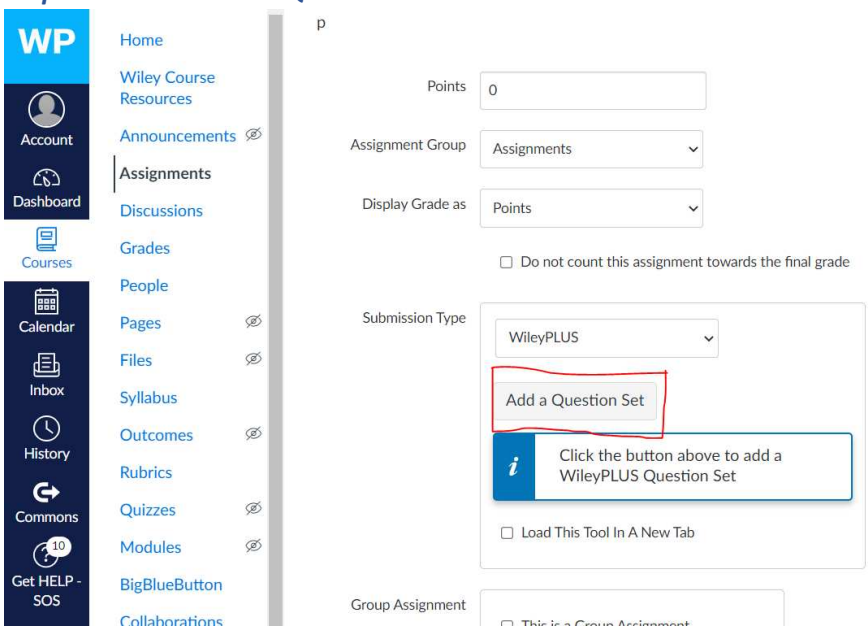

Copyright © John Wiley & Sons, Inc

Managerial Accounting 10th edition Weygandt Solutions Manual

Step 3: Click on "Wiley Library"

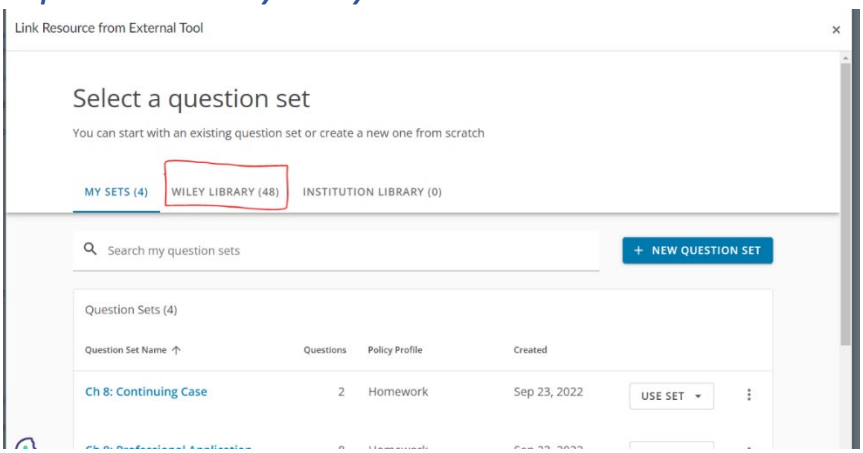

Step 4: Locate the Data Analysis Technology Bootcamps by scrolling all the way to the end of the list.

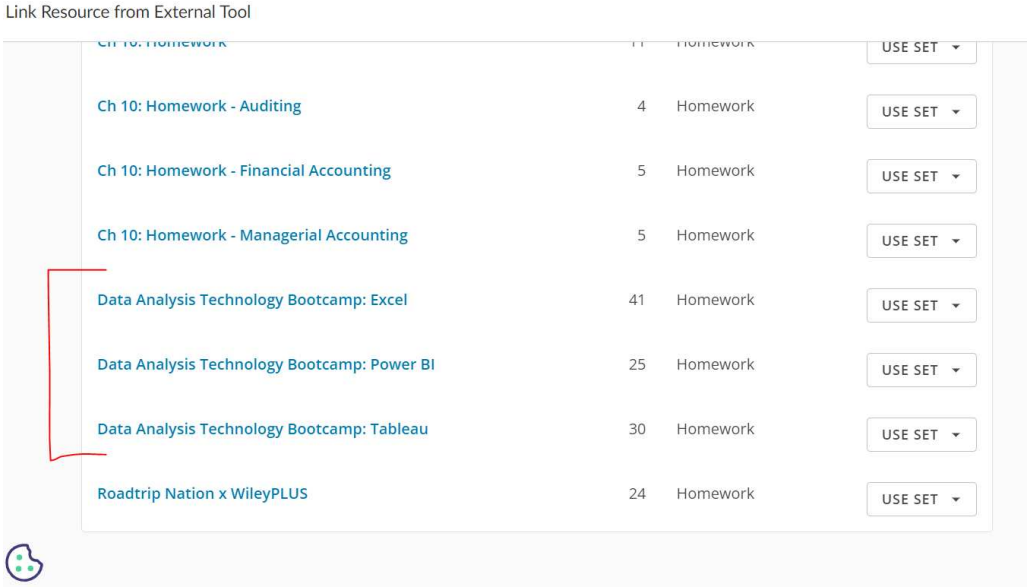

 Copyright © John Wiley & Sons, Inc

Managerial Accounting 10th edition Weygandt Solutions Manual

Step 5: Click on "Use Set" and select "Use." This allows you to assign the full bootcamp and make your typical assignment adjustments like due dates, making it available and visible to your students, etc.

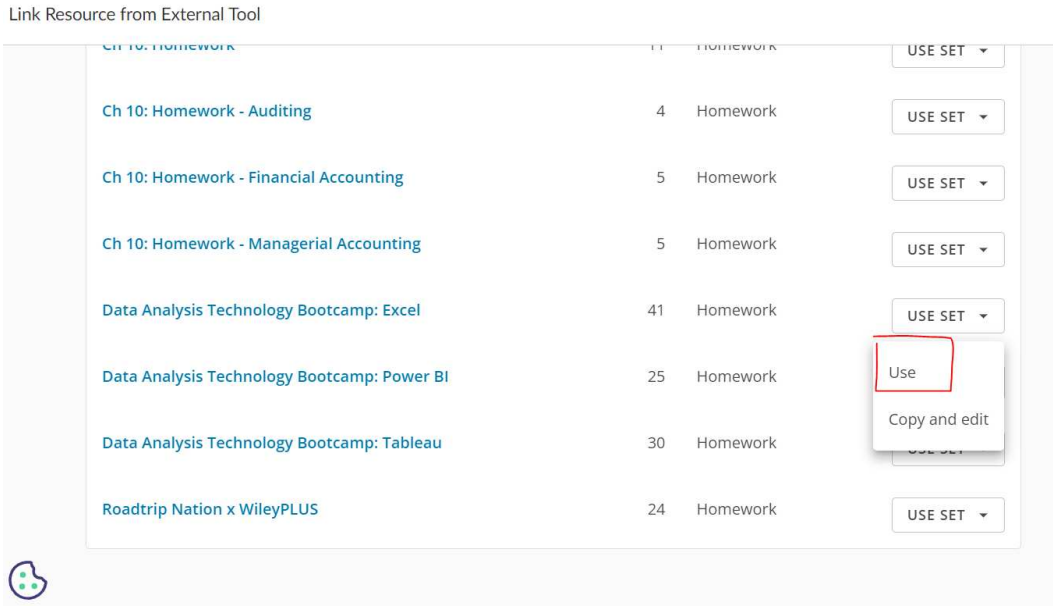

B. Editing

You may also want to use the Data Analysis Technology Bootcamps, but edit portions or parts to more align with your course objectives. Just like any other pre-created assignment in the Wiley Library, you are able to copy and edit the bootcamps as well following the steps below.

Step 1: When in the Wiley Library, after locating the Data Analysis Technology Bootcamp you want to assign, click on "Use Set" and "Copy and edit."

 Copyright © John Wiley & Sons, Inc

Managerial Accounting 10th edition Weygandt Solutions Manual

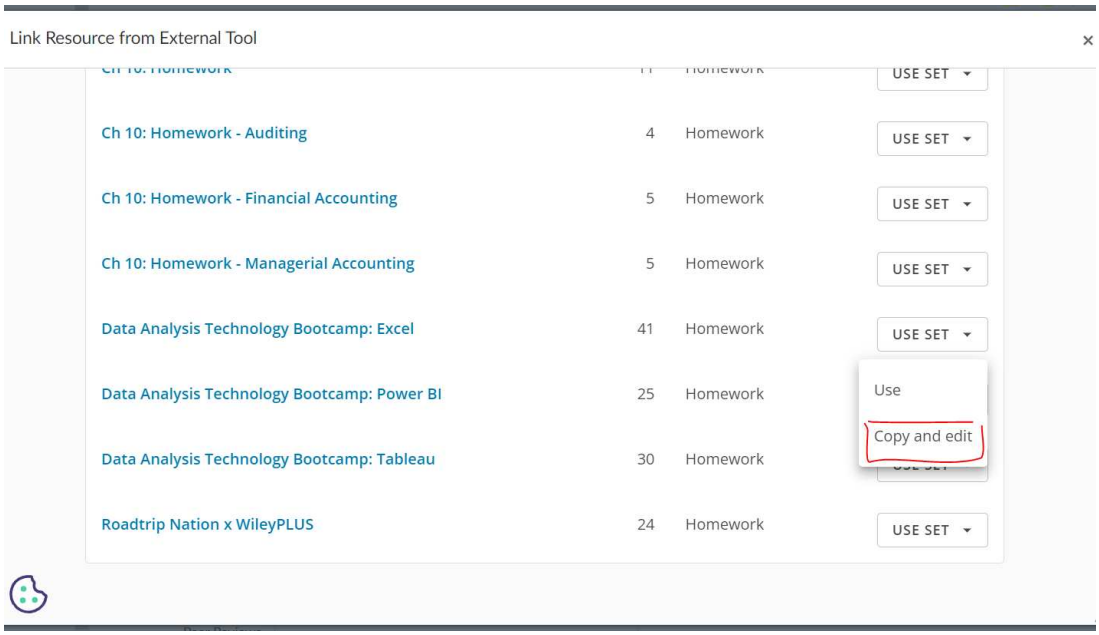

Step 2: You will be prompted to edit the name of the assignment if you choose and then click on "Next Step."

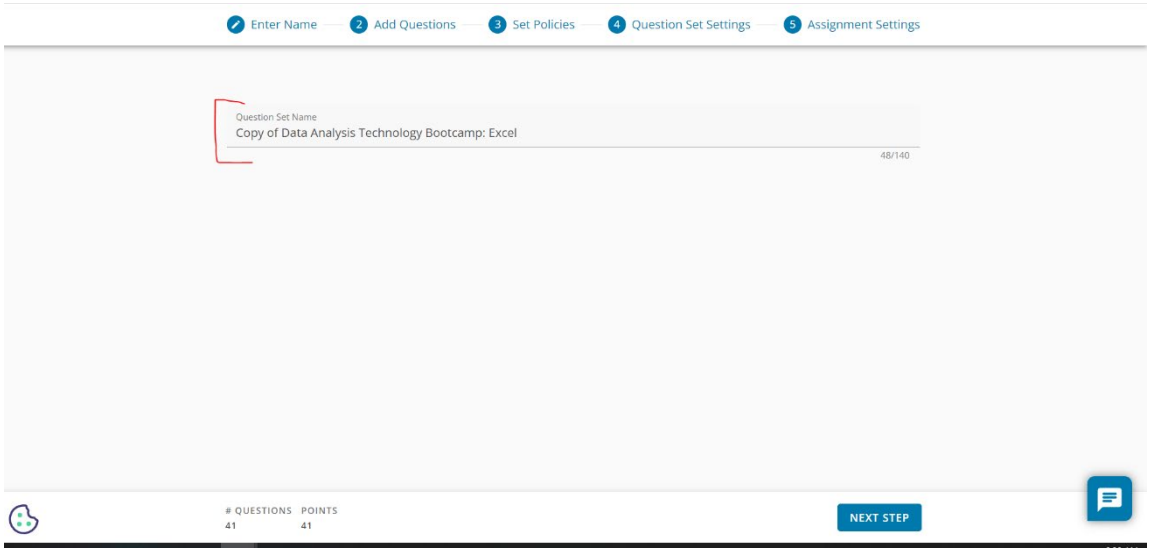

Step 3: Click on the three dots to access the question settings.

 Copyright © John Wiley & Sons, Inc

Managerial Accounting 10th edition Weygandt Solutions Manual

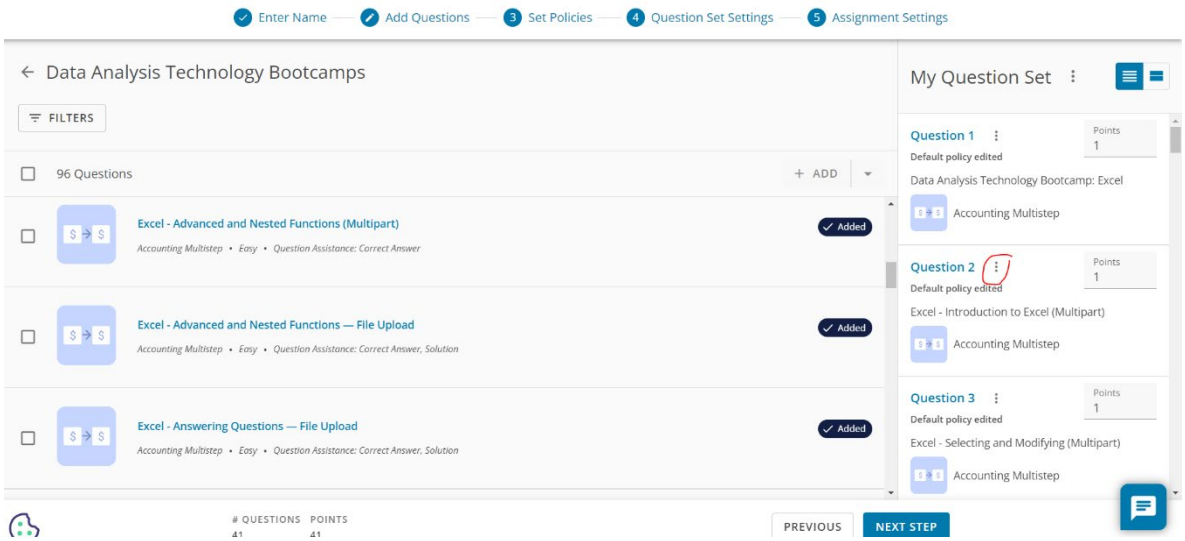

Step 4: Upon clicking on the three dots, you will see a menu of options to further edit the question. You can edit question policies, clear policies, edit specific question parts (like removing specific multiple-choice questions within that set), move the questions, or completely remove the question altogether.

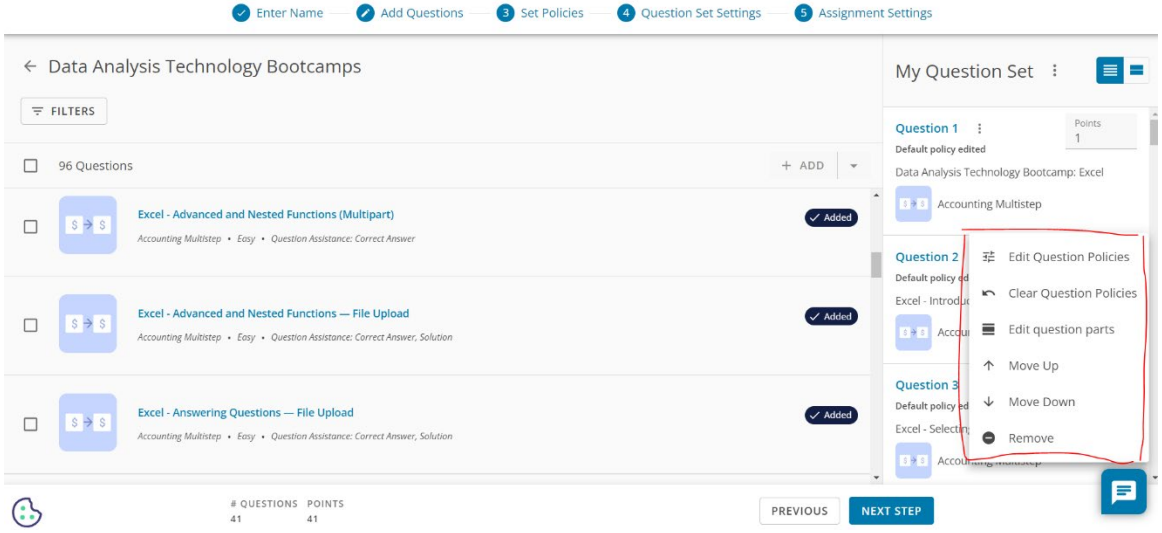

C. A la Carte (customizability of Interactive tutorial)

There may be instances where you want to assign a specific module (topic) within the bootcamp as opposed to assigning the full bootcamp. To do this, you would set up the bootcamp like any other assignment. Use the following steps as a guide.

Step 1: Click on the "+ Assignments" button.

 Copyright © John Wiley & Sons, Inc

Managerial Accounting 10th edition Weygandt Solutions Manual

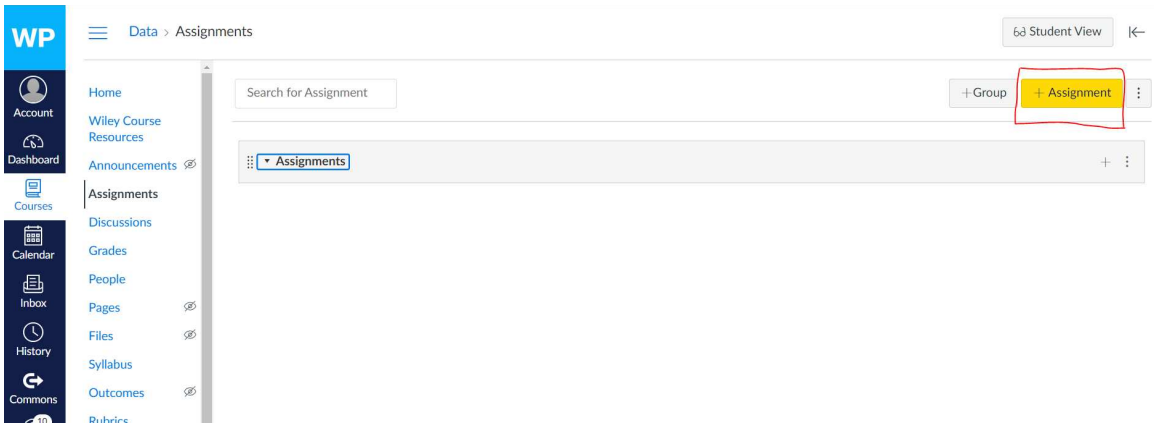

Step 2: Click on "Add a Question Set. "

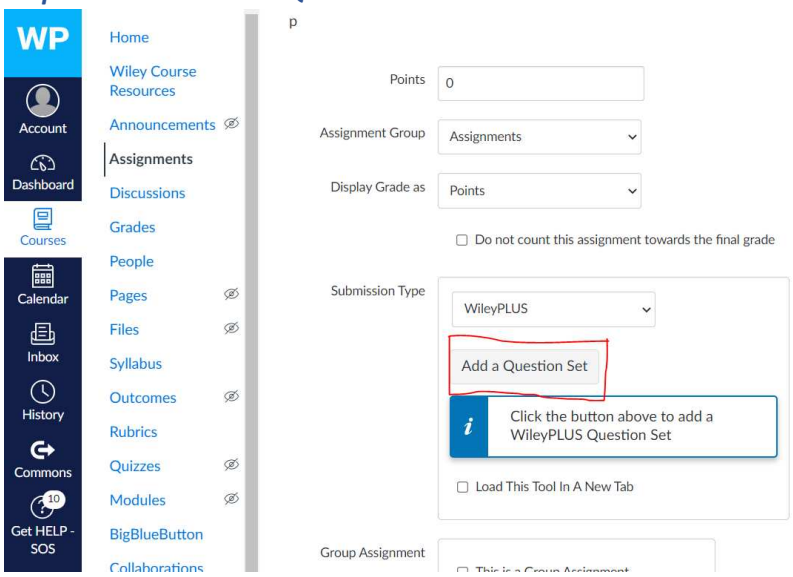

Step 3: Click on "+ New Question Set."

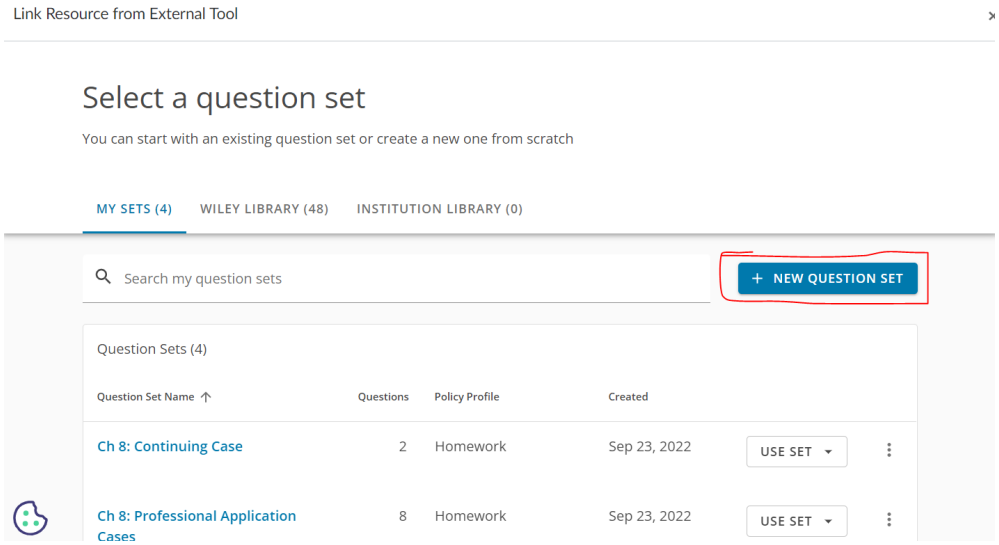

Copyright © John Wiley & Sons, Inc

Managerial Accounting 10th edition Weygandt Solutions Manual